

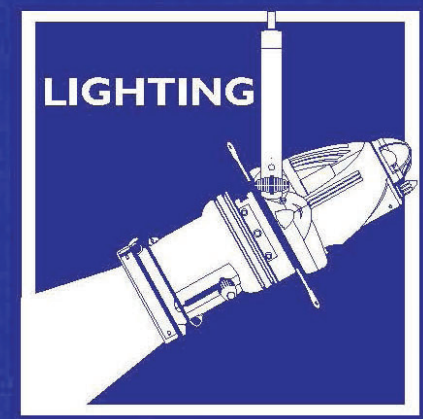



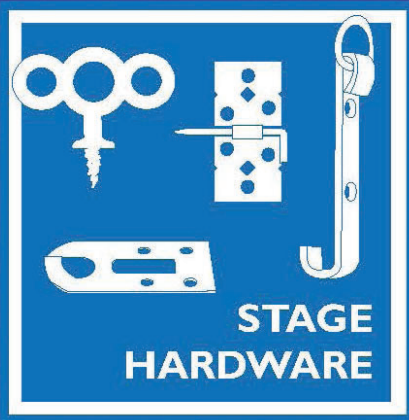


COMPACT CATALOG



SYRACUSE SCENERY & STAGE LIGHTING CO., INC.
101 Monarch Drive Liverpool, New York 13088-4514

COMPACT CATALOG

Prices in this catalog are in effect at 03/01/22.

SPECIFICATIONS AND PRICES IN THIS CATALOG ARE SUBJECT TO CHANGE WITHOUT NOTICE.

Discontinued items are indicated **discontinued item**



PAGES 4-6 & 10

Curtain Definitions,
Sample Specifications,
Velours, Supplies,
Backdrops, Scrims



PAGE 7 - 9

Fabric illustrations
and pricing for typical
scenic fabrics



PAGE 11

The sand bag series



PAGES 12 - 13

Automatic Devices
Company, Inc. stage
and studio tracks



PAGES 14 - 17

SSSL rigging services
and hardware



PAGES 18 - 19

Stage and rigging
hardware to build and
fly scenery



PAGES 20 - 24

Featuring Rosco and
Sculptural Arts paints



PAGES 25 - 27, 47-51, 53-55

Lighting accessories,
tape, designer/staging
products, intercoms,
color media



PAGES 28 - 29

Additional information
from manufacturers



PAGES 30-46

Selections of consoles,
dimmers, and luminaires
from a variety of
manufacturers



PAGE 52

Featuring popular stage
lamp types



PAGES 56-65

Equipment and
supplies to create
theatrical magic



PAGES 66-80

Selections of products
from Ben Nye,
Mehron, and Morris
Costumes hair goods

Order Form,
Information Form,
General Information

PAGE 81

Index

PAGE 82

SYRACUSE SCENERY & STAGE LIGHTING CO., INC. began doing business in the 1920's and was incorporated in the State of New York in 1969. Syracuse Scenery is a New York State Certified WBE.



Syracuse Scenery is an ETCP Recognized Employer. Participation in this program represents a commitment to the enhancement of safety and reduction of risk in the workplace by industry employers. Employers demonstrate Best Practices by using ETCP Certificants, and by encouraging their employees to become ETCP Certified Professionals. Organizations who accept these best practices stand behind the knowledge, skill, and dedication to safety of their ETCP Certified Technicians.

Professional certification is the voluntary process by which a nongovernmental organization grants recognition to an individual who has demonstrated certain abilities, skills and knowledge. ETCP includes creation of exams based upon identified bodies of knowledge, conducting those examinations, awarding of certifications, and re-certifying individuals.

Syracuse Scenery is very proud of its current employees with ETCP certifications, and is looking forward to the certifications of additional employees who are currently studying for their testing.



Syracuse Scenery actively participates in the work of ESTA Standards making and is an active member of the TSP Rigging Working Group. Syracuse Scenery is committed to continuing its support of industry work to create and improve equipment standards and workmanship in our industry.



101 Monarch Drive
Liverpool, NY 13088-4514




SYRACUSE SCENERY & STAGE LIGHTING CO., INC.



Syracuse Scenery & Stage Lighting Co., Inc. is a specialty contractor, providing and installing theatrical equipment, rigging, dimming control, lighting, tracks, curtains, and projection screens. Except for a very few projects where specific labor is mandated, all of Syracuse Scenery's installation projects are performed by our own full-time staff.

Syracuse Scenery is also a theatrical dealer, selling stage and studio equipment and supplies. A large portion of the equipment and supplies we sell are shown within this Compact Catalog. Many additional items are also available. We welcome your inquiries by phone or e-mail.

Syracuse Scenery is a "bricks and mortar" business. Our owned 25,000 sq ft building contains our large sewing facilities, extensive supplies inventory, general and project management offices, our rental shop, and showroom. The photographs on this page show some of the areas of the building. If you are in the area, please stop in. Our office hours currently are Monday - Friday 7:30AM - 4:00PM.

Syracuse Scenery, as all entertainment-related businesses, professional and academic performance programs and most, if not all people involved in performing arts, has been affected by the Covid-19 pandemic. We are now beginning to see that an end may come to this real life tragedy. We are hopeful that all of our customers, vendors, friends, and families are also beginning to recover and reconnect and that we will all soon find our "new normal".

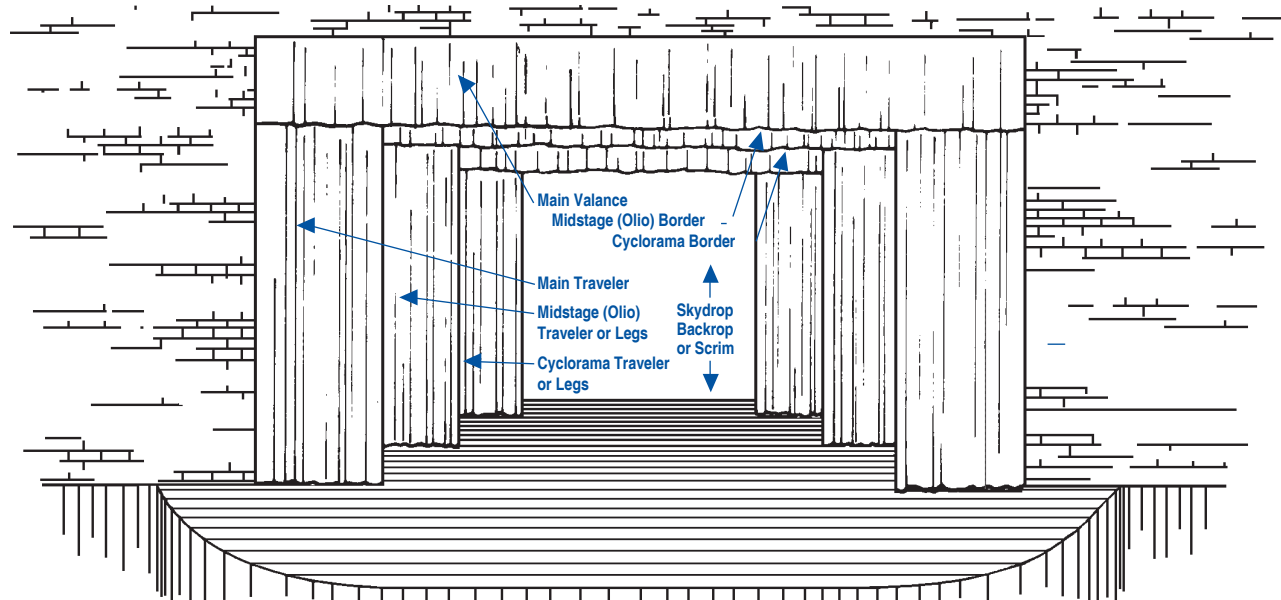




SYRACUSE SCENERY & STAGE LIGHTING CO., INC. IS ONE OF THE LARGEST STAGE CURTAIN MANUFACTURERS IN THE UNITED STATES

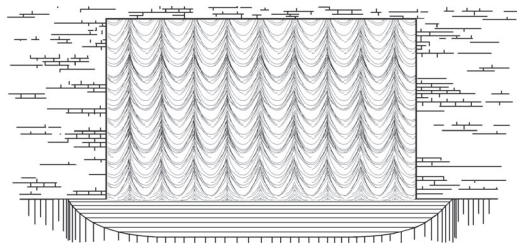


Syracuse Scenery has installed and serviced stage curtains for more than 50 years. We KNOW what is required to achieve a successful curtain. All curtains are custom-fabricated to your (or your consultant's or architect's) specifications. Our 8,500 square foot sewing room was designed for stage curtain success, and is specially lighted for color matching.



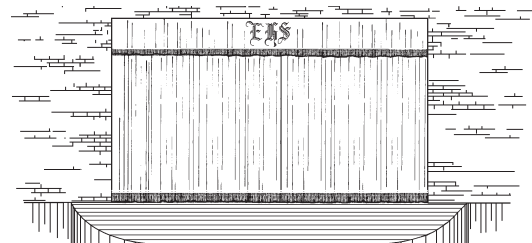
TYPICAL PROSCENIUM STAGE CURTAINS

Syracuse Scenery created and printed the illustration above in 1973 to illustrate stage curtain terminology for our customers. Our illustration has been adopted and is used by fabric suppliers and curtain manufacturers throughout the industry.



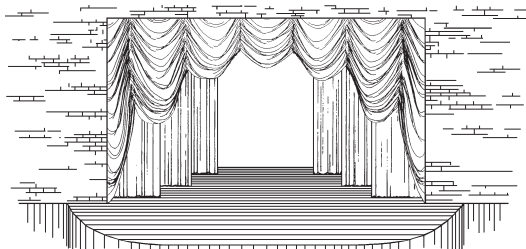
AUSTRIAN CURTAIN

In the down position (pictured), an Austrian curtain is vertically gathered. It travels to the up position on cables rigged through rings sewn on the seams of the curtain.



FRINGED AND MONOGRAMMED CURTAINS

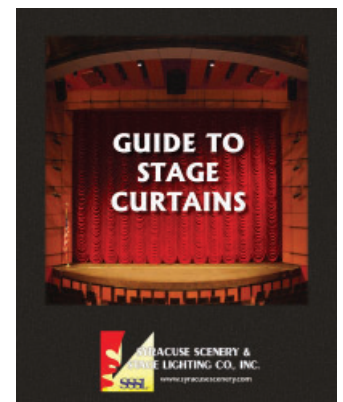
Monograms and other custom art work can be machine embroidered or applied onto the curtain. Curtains can be finished with fringe from 6" to 2 feet along the bottom hem in an assortment of metallic colors.




CONTOUR CURTAIN

In the down position, a Contour curtain appears as a standard horizontally pleated curtain. The Contour curtain raises in adjustable swags, adding its own drama to the stage. In the up position (pictured), the curtain forms a swagged valance.

Syracuse Scenery wrote the book on stage curtains. Our booklet, *GUIDE TO STAGE CURTAINS*, is available to you **FREE** upon request.





SUGGESTED FABRICATION SPECIFICATIONS FOR BID REQUESTS

Call, write, fax, or email for budget estimates, purchase prices, or assistance with specification preparation.

This is an example of a typical Curtain Schedule with typical fabric selections.

A. CURTAIN SCHEDULE

Quantity (# of sections)	Description	Height Per Section	Width %	Fullness	Fabric	Lining
2	Main Traveler Sections	18'6"	21'0"	60	A	C
1	Main Valance	6'0"	44'0"	60	A	C
2	Midstage Traveler Sections	18'6"	21'0"	60	B	C
1	Midstage Border	6'0"	44'0"	60	B	C
3	Cyclorama Borders	6'0"	44'0"	60	D	
4	Cyclorama Legs	18'6"	8'0"	60	D	
2	Cyclorama Traveler Sections	18'6"	21'0"	60	D	
1	White Sharkstooth Scrim	20'0"	40'0"	0	E	
1	Sky Blue Cyclorama	18'0"	40'0"	0	F	

B. FABRICS

Samples of all fabrics proposed for use must be included with bid. Each sample should be labeled as to its type and use.

1. TYPE A: 23 oz. Charisma Velour, 100% polyester, color to be selected
2. TYPE B: 18/20 oz. Crescent Velour, 100% polyester, color to be selected
3. TYPE C: 10 oz. Janus Lining, 100% polyester, color - Tan or Black
4. TYPE D: 22 oz. IFR Prism, 100% polyester, color to be selected
5. TYPE E: Seamless Sharkstooth Scrim, 100% cotton, color - White
6. TYPE F: 20' Seamless Muslin, 100% cotton, color - Sky Blue

C. FLAME RETARDANCY:

1. 100% polyester fabrics are to be permanently flame resistant. All 100% cotton fabrics are to be chemically treated at the mill for flame retardancy. This treatment is to be effective for approximately 5 years and then must be redone together with dry cleaning.
2. A Certificate of Flame Resistance is to be provided for each fabric supplied. The certificates must be issued by the fabric manufacturer or converter.
3. Each curtain is to be labeled with a permanent tag giving the flame retardancy information and providing a suggested date for testing, if applicable.

D. FABRICATION SPECIFICATIONS:

1. GENERAL: Curtains are to be fabricated in the sizes and fabrics as shown on the curtain schedule. Curtains are to be stitched with thread matching the color of the curtain using a safety overlock stitch.
2. FULLNESS: Fullness as listed in the Curtain Schedule is to be in addition to allowances for seams, side hems and turnbacks.
3. PLEATS: Where fullness is indicated in the Curtain Schedule, provide box pleats 12" on centers. Valances and Borders are to be pleated with the seams concealed within the pleats.
4. TOP FINISH: 3" poly webbing is to be double stitched to the top edge of the curtain with 2" of face fabric turned under. Brass, rust-proof grommets are to be inserted in pleat centers or 12" on centers for curtains sewn without pleats. 36" braided #4 cotton tie lines are supplied in grommets for curtains attached to battens. Black curtains are to be supplied with black tie lines. Plated wire S-hooks are to be supplied for track mounted curtains.
5. BOTTOM HEMS: Valances and Borders are to have 4" bottom hems. All full height pleated curtains are to have 6" bottom hems complete with separate interior chain pocket filled with No. 8 plated jack chain. The chain pocket will ride 2" above the finished bottom edge of the curtain. Curtains sewn flat will be provided with chain weight as described and a separate strip of webbing, with tie lines 12" on centers sewn onto the backside of the bottom hem to allow pipe weight to be tied on if desired.
6. SIDE HEMS: The leading side edge of the lined Traveler Curtain will have 1/2 width of face fabric turned back. All other side hems will be 2".
7. LINING: Lining (where specified) will be in the same fullness as the face fabric, will finish 2" shorter than the face fabric, and will be attached to the face fabric along the side hems and bottom hem line at the seams with 4" sections of 3/4" wide twill tapes.

CURTAIN SUPPLIES

JUTE WEBBING

3-1/2" width, 72 yard roll,
11 pound weight
WEBBING \$28.80 roll



GROMMETS



GROM GR2
#2 grommets
\$14.77 gross

GROM GR3

#3 grommets \$18.75 gross

GROM GS2 #2 grommet set
and die \$124.69

GROM GC2 #2 grommet
cutter \$80.58



GROMMET KIT

Kit contains:

- Inserting Die
- Hardwood Block
- 3 dozen Grommets
- Hole Cutter

The tools are designed for occasional use. If you use them with care, they will serve you well. Be sure to use a mallet and not a steel hammer. Available in #2 (3/8" hole) and #3 (7/16" hole) sizes.

GROM GK2 #2 Grommet Kit \$78.22
GROM GK3 #3 Grommet Kit \$78.29



LOOP/TAPE FASTENER

Velcro brand. Call for prices on sizes/colors not listed and for full roll quantities.

VELCRO 1HB 1" wide, plain,
black, hook \$.29 ft
VELCRO 1LB 1" wide, plain,
black, loop \$.29 ft
VELCRO 1AHB 1" wide,
adhesive, black, hook \$.55 ft
VELCRO 1ALB 1" wide,
adhesive, black, loop \$.55 ft



S-HOOK

Wire s-hooks for insertion, tightly
crimped, into grommets
SHOOK \$1.16



CCF-2

Curtain-to-carrier fastener allows moving
curtains without un-crimping S-hook.
CCF2 \$ 1.24

CHAIN



#8 plated jack chain for insertion in curtain chain
pocket (not suitable for suspending objects)
CHAIN \$.52 ft

VELOUR COLOR SWATCHES



Close representations of three of our most popular stage curtain fabrics are pictured. Swatch book or color cards are available. All three fabrics are inherently flame resistant.




Epic Velour
Woven Velour
25 ounce, 54" wide



Black




Navy




Red



Cornflower



Royal



Bankers Grey



Plum




Merlot



Brick




Crimson



Hunter



Eggplant




Provincial




Charisma
25 ounce, 54" wide
Additional colors are available



1018 Gold




1016 Maize



1003 Wheat



4171 Moleskin




1070 Brown



1043 Ice Blue



1053 Cornflower



1056 Delft Blue



1058 Hyacinth




1118 Navy




4004 Peacock




1041 Hunter




1122 Old Jade




1143 Colonial Brick



4005 Crimson




1123 Regal Red




1077 Cherry




1076 Plum




1074 Ruby



1072 Eggplant



1060 Pewter



1064 Black



IFR PRISM


Brushed Velour

22 ounce, 62" wide


14 ounce, 62" wide




Beige



Gold



Crimson



Cherry



Cabernet



Eggplant



Sapphire



Liberty Blue




Provincial



Hunter



Pewter



Black

ADDITIONAL VELOUR FABRICS

Available additional KM Fabrics, Inc. inherently flame resistant velour styles include:

MATTE FACE, LOW SHEEN

Plateau Velour 13.5 ounce

Crescent Velour 18/19 ounce

Royal Velour 32 ounce

BRIGHT FACE, SHEEN

Celebrity Velour 14 ounce

Prestige Velour 25 ounce

Imperial Velour 32 ounce

Samples of all fabrics are available.

IFR LINING FABRIC

Syracuse Scenery's standard lining fabric for inherently flame resistant fabrics is

JANUS (also called Hurricane, Avora).

JANUS is 12


ounce 10% polyester, inherently flame resistant.

It is important that lining fabric

be of the same fiber content as

the face fabric for best appearance

and maintenance. Tan and black colors are maintained in our stock.



SCENERY FABRICS

PRICES ARE PER YARD, UNLESS OTHERWISE NOTED

MUSLIN

PLAIN:

Non-flame retardant, natural color, 100% cotton, *sold flat folded, by the yard.*

Light Weight: 110-120 thread count

MUS 84 LW 84" wide \$6.60

Heavy Weight: 128-140 thread count

MUS 72 72" wide \$6.75

MUS 80 80" wide \$7.20

MUS 108 108" wide \$9.00

MUS 120 HW 120" wide \$9.30

Call for availability and prices on rolled goods.

FLAME RETARDANT TREATED:

Natural color, 100% cotton

Heavy Weight: 128-140 thread count

NATURAL COLOR

MUS 77 FR 77" wide \$9.80

MUS 100 FR +/-100" wide \$11.80

COLORED - +/- 100" wide

MUSLIN

MUS 100 FR BLUE Sky Blue \$13.50

MUS 100 FR WHITE Bleached \$13.50

WIDE WIDTH MUSLIN:

Natural color, medium/heavy weight, first quality. Other sizes are available.

MUS 14 14'5" wide, Plain \$31.20

MUS 13 FR 13'9" wide, FR \$45.65

MUS 16 9 16'9" wide, Plain \$38.90

MUS 16 5in FR 16'5" wide, FR \$53.28

MUS 20 20'4" wide, Plain \$56.15

MUS 19 FR 19'6" wide, FR \$71.05

MUS 33 33' wide, Plain \$135.95

MUS 32 FR 32'9" wide, FR \$165.76

DUCK

8 oz., natural color, 100% cotton

FAB DUCK NFR 72" wide \$5.30


FAB DUCK FR 69" wide \$7.80



Light Weight Plain
Natural Color Muslin:
110-120 thread count




Heavy Weight Plain
Natural Color Muslin:
128-140 thread count



Heavy Weight Flame
Retardant Treated Sky
Blue Muslin:
110-120 thread count

SCENERY NETTING

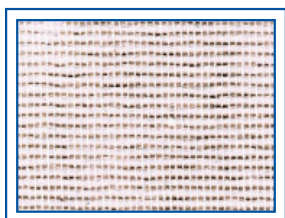


Inherently flame resistant, 1" squares,
30'0" wide

FAB SCENE NET N White \$62.00

FAB SCENE NET B Black \$62.00

TOBACCO CLOTH




Non-flame retardant, natural color, 95%
cotton/5% polyester. Width and price may
vary depending upon availability.

FAB TOBACCO 50-60" wide \$2.20


EROSION CLOTH

All EROSION CLOTH fabrics are non-flame
retardant, jute color.



EROSION DUTCH BURLAP

FAB BURLAP ED 60" wide \$2.85



LIGHTER DUTCH BURLAP

FAB BURLAP LD 60" wide \$4.00

SSSL SCENERY FABRICS

SWATCH BOOK IS AVAILABLE UPON
REQUEST



HEAVY EROSION CLOTH


FAB BURLAP H 48" wide \$3.80

ALSO AVAILABLE, NOT SHOWN

SOLID BURLAP

FAB BURLAP S 60" wide \$4.50

SHARKSTOOTH SCRIM



White
Sharktooth
Scrim

Black
Sharktooth
Scrim

Blue
Sharktooth
Scrim

Sharktooth Scrim is 100% cotton.

FLAME RETARDANT TREATED

SCRIM YD WHITE +/- 30' wide \$106.50

SCRIM FT WHITE \$1.08 square foot

SCRIM YD BLACK +/- 30' wide \$113.40

SCRIM FT BLACK \$1.08 square foot

SCRIM YD BLUE +/- 30' wide \$138.10

SCRIM FT BLUE \$1.18 square foot


PLAIN +/- 31' wide, natural color

SCRIM YD PAINTER \$79.50

SCRIM FT PAINTER \$.90 square foot

Wider width 2 thread scrim and inherently
flame resistant scrim are also available.

GOLD FRINGE




6" length, gold rayon fringe

FAB FRINGE \$13.40

MASKING & CURTAIN FABRICS



Except as noted, prices shown below are for
black. Please contact us for additional color
availability and pricing.



COTTON VELOUR - 54" wide

100% cotton

Flame retardant treated

FAB PRINCESS 16 oz. \$14.60

FAB MARVEL 20 oz. \$21.95

FAB MEMORABLE 25 oz. \$23.50

SYNTHETIC VELOUR - 54" wide

100% polyester

Inherently flame resistant

FAB PLATEAU 13-13.5 oz. \$19.00

FAB CRESCENT 18/20 oz. \$25.20

FAB CHARISMA 24.5 oz. \$31.10

ENCORE

100% polyester

Inherently flame resistant

FAB ENCORE 15 15 oz., 64" wide \$19.50

FAB ENCORE 22 22 oz., 64" wide \$29.10

IFR PRISM

100% polyester

Inherently flame resistant

FAB PRISM 15 14oz., 62" wide \$17.30

FAB PRISM 22 22 oz., 62" wide \$26.65

COMMANDO

100% cotton, black napped fabric, opaque

Flame retardant treated

FAB COMMANDO 16 oz., 54" wide \$8.30

DUVETYNE

100% cotton, black napped fabric, not opaque

Flame retardant treated

FAB DUVETYNE 8 oz., 54" wide \$7.00

DENIM TWILL

100% cotton, plain finish, 54" wide, opaque

Flame retardant treated

FAB DENIM BLACK \$5.60



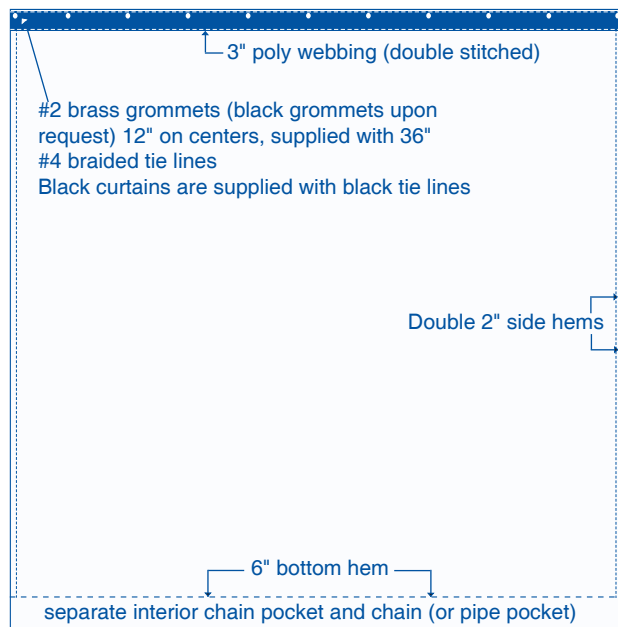


Illustration of scrim weave

SHARKTOOTH SCRIM CURTAINS

SHARKTOOTH SCRIM CURTAINS when lighted from the rear only, become translucent, disappearing from view. In order to be effective, scrim curtains must be fabricated without seams, and special care needs to be taken to keep any ambient light from the audience or stage areas from reflecting on the scrim front surface. When lighted solely from the front, with adequate lighting, the scrim appears as a solid surface. A scrim curtain with a painted scene can appear as a solid backdrop when lighted from the front, and dissolve away when the lighting is changed to be from the rear. Lighting is the key to achieving effects with a scrim curtain. Black scrims require more front lighting to appear opaque than is required for white or light color scrims.



Scrim curtains are custom fabricated and are available fabricated from flame retardant treated fabric (FR) in white, black, grey, and light blue. Scrim curtains fabricated from inherently flame resistant (IFR) scrim fabric are available in black and white. Natural, non flame retardant Painters Scrim is available for scrims to be painted.

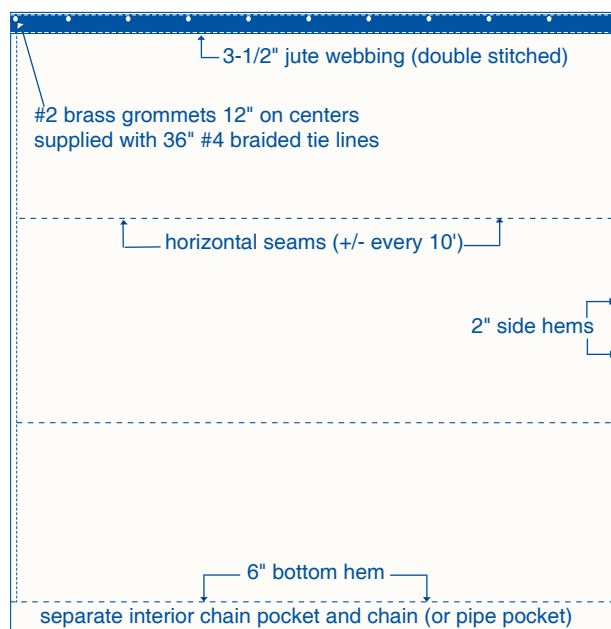
Sample sizes and prices are shown below. Please contact us for additional pricing.

SHARKTOOTH SCRIM CURTAINS

sample prices

White Scrim (FR)	18'0" high x 30'0" wide	\$986
White Scrim (FR)	28'0" high x 40'0" wide	\$1,945.00
Painters Scrim	18'0" high x 30'0" wide	\$920.00
Painters Scrim	28'0" high x 40'0" wide	\$1,730.00
Black Scrim (FR)	18'0" high x 30'0" wide	\$1005.00
Black Scrim (FR)	28'0" high x 40'0" wide	\$1,995.00

SCENERY BACKDROPS



PLAIN SEAMED MUSLIN BACKDROPS are custom fabricated to your size requirements in heavyweight 100% cotton muslin, natural color.

Backdrops are shipped ready to prime and paint, complete with tie lines in the top and a chain within a chain pocket or a pipe pocket in which you can put your desired pipe weight, in a bottom 6" hem.

If you are required to have flame retardant treated Backdrops, we recommend that you treat your Drop after you have painted it. Many stage paints have a chemical reaction that is quite difficult to work with when the paint contacts flame retardant treated muslin. Flame retardant chemical concentrate, including directions, is available.

PLAIN MUSLIN DROP CC DROP NFR \$1.05 sq. ft.

sample prices

Drop - 18'0" high x 30'0" wide	\$565.00
Drop - 18'0" high x 40'0" wide	\$756.00

FLAME RETARDANT SEAMED MUSLIN BACKDROPS are fabricated in the same manner as PLAIN BACKDROPS using chemically mill treated 100% cotton muslin in Natural, Blue, or Bleached White color.

FLAME RETARDANT MUSLIN DROP

NATURAL	CC DROP FR	\$1.65 sq. ft.
BLUE	CC DROP FR B	\$1.80 sq. ft.
BLEACHED WHITE	CC DROP FR W	\$1.80 sq. ft.

sample prices

Natural Flame Retardant Drop		
18'0" high x 30'0" wide	\$890.00	
24'0" high x 40'0" wide	\$1,560.00	
Bleached White Flame Retardant Drop		
18'0" high x 30'0" wide	\$972.00	
24'0" high x 40'0" wide	\$1,728.00	

We can often ship a drop within several days of your order. However, at times we may need a week or two for shipping. Please give us as much time as you can and we will continue to deal with as many emergencies as we are able.



ROPE SET BAG

*A SAND BAG
DESIGNED FOR
STAGE USE*

- STRONG Nylon Straps
- Sewn With STURDY Nylon Thread
- VELCRO CLOSURE
- HEAVY DUTY Galvanized Hooks
- SECURITY Tie Finish
- WEIGHT and DROP Tested
- Sizes Designed for MAXIMUM Utility

cat#	maximum sand fill weight	price
SOS 10	10 lbs.	\$37.45
SOS 25	25 lbs.	\$42.55
SOS 50	50 lbs.	\$52.75
SOS 100	100 lbs.	\$69.20
SOS 150	150 lbs.	\$78.70
SOS 200	200 lbs.	\$87.55

Sak-O-Sand



SERIES SAND BAGS

FABRIC SPECIFICATIONS

1000 DENIER Cordura® Plus Nylon
1.5oz/sq yd

HydroThane™ Coating with Durable
Water Repellant Finish
Mildew and Rot Resistant



The **Sak-O-Sand™** series is
proudly manufactured in the USA by



Sak-O-Sand™

SADDLE BAG

- RUGGED 2" Nylon Webbing Handle
- Sewn with STURDY Nylon Thread
- 20 or 25 pounds of sand SECURELY sewn into bag

SOS S-10 with 10 lbs. of sand \$32.65

SOS S-20 with 20 lbs. of sand \$41.60

SOS S-25 with 25 lbs. of sand \$43.75

Sak-O-Sand™

FLOOR BLOCK BAG



- HEAVY Cotton Webbing Straps
- Sewn with STURDY Nylon Thread
- Grommets placed for attachment to ADC track floor blocks
- 15 pounds of sand SECURELY sewn into bag

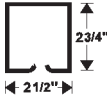





SOS FB \$39.05



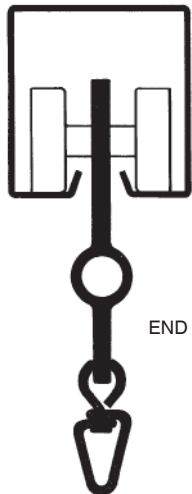
STAGE AND STUDIO TRACKS IN GENERAL

There are two objects almost continuously in sight of a theatre audience - the staging itself and the curtains embellishing the stage. The proper operation of curtains is of utmost importance for the maximum effectiveness of a stage presentation. Syracuse Scenery is a stocking dealer of ADC equipment and is proud to offer these quality products.

The most commonly used tracks are represented in the CURTAIN TRACK SELECTOR GUIDE. Other track models, curtain machines and special components are also available. Contact us for additional information.

Trademarks and Metal Construction	Cross Section View	Carrier	Model No.	Maximum Track Length	Approx. Maximum Curtain Weight per Foot of Track (lbs)	Use
SILENT STEEL® Steel Track			280	Any length	20	Model 280 Heavy-duty, straight stage track for curtains of any length.
BESTEEL® Steel Track			170	36'	10	Model 170 Medium-duty, straight stage track. Curved sections available.
RIG-I-FLEX® Aluminum Track			142	Any length	15	Model 142 Versatile, medium-duty, curved track for stages and TV studios. Rigged for walk-along operation.

PRICES SHOWN ARE FOR SELF-COLORED METAL COMPONENTS. CONTACT US FOR PRICES ON BLACK PLATED COMPONENTS AND ADDITIONAL QUANTITY TRACK PRICE DISCOUNTS.



END VIEW


PRICE PER FOOT COMPLETE
WITH ALL NECESSARY
ACCESSORIES*
ADC 280 CWANA
\$42.07




ADC 2800 CHANNEL
14 gauge galvanized steel.
Available unspliced to 26'.
\$17.79 ft



**ADC 2801
SINGLE CARRIER**
Suggested spacing -
12". Length from top
of carrier to bottom of
5 chain links: 11".
\$11.72



**ADC 2802
MASTER CARRIER**
Carrier width:
app. 3-1/2".
\$37.88



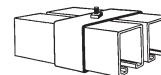
**ADC 2803
LIVE END
PULLEY**
Pulley width
app.: 4".
\$89.01



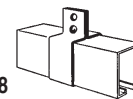
**ADC 2804
DEAD
END PULLEY**
Pulley width
app. 4".
\$49.14



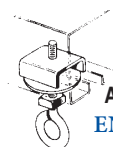
**ADC 2805
ADJUSTABLE
FLOOR PULLEY**
Adjustable up to 9".
3-1/4" long x 5" wide
x 13" high.
\$76.57



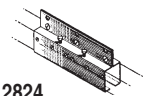
**ADC 2807
LAP CLAMP**
For attaching double-
sectioned track at center
overlap.
\$12.18



**ADC 2808
HANGING CLAMP**
Recommended spacing:
7 ft. Chain or cable
suggested for track
suspension. Sold as a
2-section unit.
\$5.70



**ADC 2809
END STOP**
Prevents carrier
from moving beyond
selected position
in track.
\$6.61



**ADC 2824
SPLICING CLAMP**
12" long x 2-3/4"
wide x 5-1/2" high. Sold
as a 2-section unit.
\$57.72

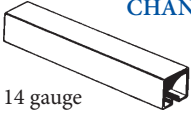


**SASH
CORD**
Synthetic
center, stretch resistant.
ROPE SA 12
White \$.54 foot
ROPE SA 12B
Black \$.65 foot



**ADC 2865
TENSION
FLOOR
PULLEY**
Tension spring
provides cord
tautness. 1-1/2" long
x 3-1/2" wide x 13"
high.
\$64.84

**ADC 1700
CHANNEL**



14 gauge galvanized steel. Available unspliced to 26'. \$12.41 ft

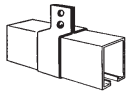
**ADC 1703
LIVE END PULLEY**




Pulley width app.: 3". \$49.64

adc
AUTOMATIC DEVICES COMPANY
**MODEL 170
BESTEEL™**

**ADC 1708
HANGING CLAMP**

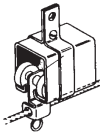


Recommended spacing: 6 ft. chain or cable suggested for track suspension. Sold as a 2-section unit. \$3.30



SASH CORD
Synthetic center, stretch-resistant.
No. 8, 1/4"
ROPE SA 8
White \$.32 foot
ROPE SA 8B
Black \$.32 foot

**ADC 1701
SINGLE CARRIER**

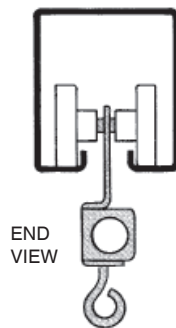


Suggested spacing - 12". Carrier width app. 13/16". \$4.96

**ADC 1704
DEAD END PULLEY**

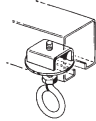


Pulley width app. 3". \$29.59



END VIEW

**ADC 1709
END STOP**



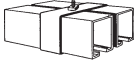
Prevents carrier from moving beyond selected position in track. \$4.63

**ADC 1702
MASTER CARRIER**



Carrier width: app. 3". \$19.97

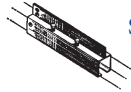
**ADC 1707
LAP CLAMP**



For attaching double-sectioned track at center overlap. \$10.56

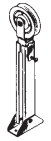
PRICE PER FOOT COMPLETE WITH ALL NECESSARY ACCESSORIES*
ADC 170 CWANA
\$31.06

**ADC 1724
SPlicing CLAMP**




12" long x 2" wide x 3/4" high. Sold as a 2-section unit. \$47.44

**ADC 2865
TENSION FLOOR PULLEY**



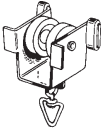
Tension spring provides cord tautness.
1-1/2" long x 3-1/2" wide x 13" high. \$64.84

**ADC 1400
CHANNEL**



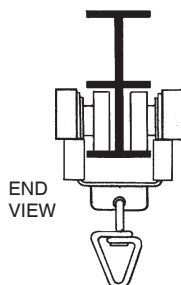
11 gauge extruded aluminum. Available unspliced to 20'. \$9.57 ft

**ADC 4237
SINGLE CARRIER**



Suggested spacing - 12". Equipped with solid nylon wheels. \$13.64


adc
AUTOMATIC DEVICES COMPANY
**MODEL 142
RIG-I-FLEX™**
(walk-along)



END VIEW

CONTACT US FOR PRICING ON MODEL 142 COMPLETE SYSTEMS

**ADC 4208
HANGING CLAMP**



Recommended spacing: 4 ft. (and at splices and curves). Attach to pipe batten for rigid installation. Sold as a 2 section unit. \$2.92

**ADC 4224
SPlicing CLAMP**



8 1/4" long x 1" wide . Sold as a 2-section unit. \$7.91

**ADC 4201
SINGLE CARRIER**



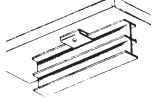
Suggested spacing - 12". Equipped with ball bearings. \$14.90

**ADC 4252
MASTER CARRIER**



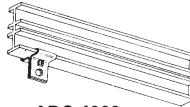
Carrier width app. 3". \$50.01

**ADC 1423
CEILING CLAMP**



Recommended spacing: 5 ft. (also at splices and on curves). \$12.54

**ADC 4209
END STOP**



Prevents carrier from moving beyond selected position on the track. \$2.92


*COMPLETE WITH ALL NECESSARY ACCESSORIES

MODEL 280 - Bi-parting track assembly - Assuming 40' proscenium opening, 20' height from track to floor, 1' center overlap and 10% to accommodate curtain stacking space beyond the proscenium opening, the following components would be provided:


- 48' No. 2800 Channel (2 - 24' sections)
- 46 No. 2801 Single Carriers
- 46 No. 2825 Rubber Bumpers
- 2 No. 2802 Master Carriers
- 1 No. 2803 Live End Pulley
- 1 No. 2804 Dead End Pulley
- 1 No. 2865 Tension Floor Pulley
- 2 No. 2807 Lap Clamps
- 8 No. 2808 Hanging Clamps (pairs)
- 2 No. 2809 End Stops
- 136' No. 2828 Sash Cord (2x width + 2x height)

MODEL 170 - Bi-parting track assembly - Assuming 20' proscenium opening, 12' height from track to floor, 1' center overlap and 10% to accommodate curtain stacking space beyond the proscenium opening, the following components would be provided:

- 26' No. 1700 Channel (2 - 13' sections)
- 24 No. 1701 Single Carriers
- 2 No. 1702 Master Carriers
- 1 No. 1703 Live End Pulley
- 1 No. 1704 Dead End Pulley
- 1 No. 2865 Tension Floor Pulley
- 2 No. 1707 Lap Clamps
- 8 No. 1708 Hanging Clamps (pairs)
- 2 No. 1709 End Stops
- 76' No. 2828 Sash Cord (2x width + 2x height)



STAGE RIGGING SERVICES



Design and Specifications

Syracuse Scenery will work with you, your architect, or your consultant to provide equipment specifications, load ratings, and budget pricing.

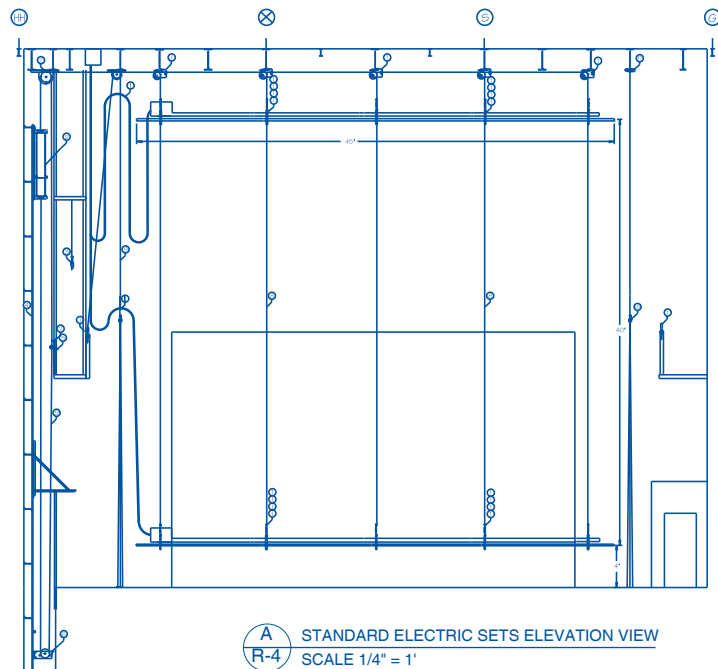
- Counterweight Rigging
- Hoist Rigging - Manual & Motorized
- Fire Safety Curtains
- Wire Tension Grids

Safety Inspections

Call, write or fax with a description of your system to receive a quotation on a thorough, professional rigging system inspection performed by an ETCP Certified Rigger - Theatre.

Training


Training is required to safely operate a rigging system. Syracuse Scenery offers rigging training customized for the type of equipment and users of the systems.





1	LOFT BLOCKS
2	HEAD BLOCKS
3	INDEX LIGHT
4	T - CHANNEL
5	ROPE LOCK
6	FLOOR BLOCK
7	LOCK RAIL GALLERY
8	LOFT CABLE
9	3/4" ROPE
10	CABLE CRADLE
11	STEEL BY SSSL
12	ARBOR AT LOW TRIM
13	CONNECTOR STRIP BRACKET
14	TURNBUCKLE
15	THIMBLE
16	NICOPRESS
17	BEAM CLAMP
18	PIN RAIL

NOTE
GRID IRON JUNCTION BOX TO
BE COORDINATED TO AVOID
CONFLICTS WITH LOFT LINES

GREENE COMMUNITY COLLEGE		AS-BUILT ELEVATION	
 Syracuse Scenery & Stage Lighting Co., Inc. 101 Monarch Drive Liverpool, NY 13088 (315) 453-8096 FAX: (315) 453-7897		scale: VARIOUS	8204
		drawn by: JAV	job number
		date: 1/12/01	revisions: R-1
		checked by: LN	notes: drawing #



Counterweight - Motorized Hoist - Static - Pipe Grids



Renovation

Today's standards for stage rigging call for equipment that is designed for safer and more efficient operation under modern loads and conditions. Carefully planned renovations can often include re-use of existing components.

Repair

The damage that can be done to internal components by a set crash or misloading situation may not be visible. Syracuse Scenery provides a depth of knowledge in stage rigging to perform required repairs in the most satisfactory manner.

RECENT PROJECTS:

Nazareth College - Performance Hall
Rochester, NY
Architect: SWBR Architects & Engineers, PC
Consultant: Theatre Projects

Jamesville-DeWitt High School
DeWitt, NY
Architect: Ashley McGraw Architects, P.C.
Consultant: Scheu Consulting Services, Inc.

Redhouse City Center
Syracuse, NY

Saquoit Valley Central School
Saquoit, NY
Architect: Ashley McGraw Architects, P.C.
Consultant: AVL Designs, Inc.

Saratoga Springs City Hall
Saratoga Springs, NY
Architect: Clark Patterson Lee
Consultant: AVL Designs, Inc.

Brushton-Moira Central School
Brushton, NY
Architect: SEI Design Group Architects, PC
Consultant: Scheu Consulting Services, Inc.

SUNY Oswego - Tyler Hall Phase 2
Oswego, NY
Architect: Architectural Resources

**PUT SYRACUSE SCENERY ON
YOUR BID LIST FOR
ALL STAGE RIGGING SERVICES**

GALVANIZED UTILITY CABLE



cat#	size & construction	approximate breaking strength*	working load limit**	price per foot
RIG AC 116	1/16" - 7x7	480 lbs.	60 lbs.	\$.09
RIG AC 116 B	1/16" - 7x7	480 lbs.	60 lbs.	\$.17
RIG AC 18	1/8" - 7x19	2,000 lbs.	250 lbs.	\$.19
RIG AC 18 B	1/8" - 7x19	2,000 lbs.	250 lbs.	\$.30
RIG AC 316	3/16" - 7x19	4,300 lbs.	525 lbs.	\$.28
RIG AC 14	1/4" - 7x19	7,000 lbs.	875 lbs.	\$.42

"B" in catalog number indicates black cable.

* Manufacturer's minimum. Breaking strength applies only to new, unused cable. Cable must be properly applied, properly terminated and properly maintained.

** Working load limit is determined with 8 to 1 safety factor.

ROPE



Manila Rope



Multiline II



Stage-Set X

MANILA ROPE

Premium Manila Rope was the traditional rope for hand lines and "hemp" rigging. Manila rope changes length with temperature and humidity. Rope is available in 600' or 1,200' quantity only.

ROPE MA 38	3/8" - 600' spool	\$90.88
ROPE MA 12	1/2" - 600' spool	\$165.36
ROPE MA 34	3/4" - 600' spool	\$376.64

MULTILINE II

Multiline II™ is a 3-strand composite rope which is constructed by twisting three strands of a blend of spun and filament polyester around cores of fibrillated polyolefin. The polyolefin keeps the strands firm and round without adding weight, which improves abrasion resistance and handling.

ROPE ML 34	Multiline II - White 3/4"	\$2.10 /ft
ROPE ML 34 B	Multiline II - Black 3/4"	\$2.35 /ft

STAGE SET X™

Offers all of the benefits of Multiline II plus even greater strength and a non-rotating construction. Stage Set X has a parallel core of polyester fiber, wrapped in a polyester tape, and covered by a soft braided polyester jacket.

ROPE SX 58	5/8" Stage Set X	\$2.59 /ft
ROPE SX 58B	5/8" Stage Set X - Black	\$3.36 /ft
ROPE SX 34	3/4" Stage Set X	\$3.29 /ft
ROPE SX 34B	3/4" Stage Set X - Black	\$3.92 /ft

TRACK AND GENERAL PURPOSE SASH CORD

Solid braid cotton/polyester construction with a synthetic core for manual operation or wire center core for track machine operation.



#6 Sash Cord, 3/16" diameter		
ROPE SA 6WC	White, Wire Center	\$.46/ft
#8 Sash Cord, 1/4" diameter		
ROPE SA 8	White	\$.32/ft
ROPE SA 8B	Black	\$.32/ft
ROPE SA 8WC	White, Wire Center	\$.59/ft
#12 Sash Cord, 3/8" diameter		
ROPE SA 12	White	\$.54/ft
ROPE SA 12B	Black	\$.65/ft



CABLE CLIPS

USE OF WIRE ROPE CLIPS

- U-bolt should be on dead end of wire rope
- User must determine the proper number of clips,

depending on safety requirements

- Retighten clips after initial load is applied

Drop Forged Wire Rope Clips - domestic

RIG CC DD18	1/8"	\$2.13
RIG CC DD316	3/16"	\$2.27
RIG CC DD14	1/4"	\$3.19



SCREW PIN ANCHOR SHACKLES


RIG SPAS 316 DOM	\$4.48
1/4" pin diameter, 660 lb.	

workload limit*

RIG SPAS 1/4 DOM	\$4.51
5/16" pin diameter, 1000 lb. workload limit*	

* Workload limit is determined with 8 to 1 safety factor.

WOOD SHELL BLOCKS




Used for block and tackle assemblies, blocks have a common iron bearing and a becket. 4" shell length for 1/2" rope.

Safe working loads;
single - 1,000 lbs.
double - 1,400 lbs.
triple - 1,800 lbs.

RIG WS BLOCK S	Single, 1/2"	\$125.37
RIG WS BLOCK D	Double, 1/2"	\$185.50
RIG WS BLOCK T	Triple, 1/2"	\$225.68

ADJUSTABLE BEAM CLAMPS



RIG BC 698	\$17.50
Will grip flange 4" to 8". 3/8" throat	
RIG BC 798	\$17.50
Will grip flange 4" to 9". 3/4" throat.	

BEAMCLAMP

- Fits a wide range of beam sizes
- Clamp jaw design reduces flange stress by distributing load away from flange ends
- Threaded handle allow for ease of installation

- Built-in suspension bar provides for a low headroom design
 - Special locking screw mechanism ensures the unit stays tight, increasing safety
- DO NOT EXCEED RATED CAPACITY.



cat#	capacity (ton)	range (in)	weight (lbs)	price
RIG BC 1T	1	3 - 9	8.5	\$70.63
RIG BC 2T	2	3 - 9	10.5	\$78.75
RIG BC 3T	3	3.2 - 12.6	20	\$125.51
RIG BC 5T	5	3.6 - 12.2	24	\$148.26

TURNBUCKLES



RIG TB 38 D	3/8" x 6 Jaw to Jaw	\$28.02
RIG TB 12 D	1/2" x 6 Jaw to Jaw	\$29.36

Domestically manufactured. Other sizes and attachments are available by special order.

SWAGING FITTINGS



Swaging Oval Sleeve



Swaging Stop Sleeve

Used for cable terminations, these copper oval compression sleeves have an efficiency rating of 100% of the listed manufacturer's minimum breaking strength of the wire rope.

Swaging sleeves must be installed using the proper Nicopress hand or hydraulic tool. Stop sleeves are available for use on cable ends inside drums, etc.

Oval Sleeves				
RIG NPOS C116	1/16"			\$.10
RIG NPOS C18	1/8"			\$.49
RIG NPOS C316	3/16"			\$1.44
RIG NPOS C14	1/4"			\$2.10
Stop Sleeves				
RIG NPSB C18	1/8"			\$.39
RIG NPSB C316	3/16"			\$.50
RIG NPSB C14	1/4"			\$3.99



WIRE ROPE THIMBLES

Thimbles are used to form an eye at the end

of a wire rope to prevent deformation and damage to the wire rope.

Oval Sleeves

RIG TH 116	1/16"	\$.20
RIG TH 18	1/8"	\$.20
RIG TH 316	3/16"	\$.20
RIG TH 14	1/4"	\$.30


SWAGING TOOL



One tool for most of your swaging needs. Swages 1/16, 3/32, 1/8, 5/32 and 3/16. Built in cutter head on tool. Includes go/no-go gauge. Length 24" Weight 5.5 lbs.

RIG SWAG 1SC \$149.17

COMPLETE SWAGING TOOL KIT



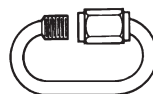
Contains:

- #1SC Swaging Tool
- Copper Sleeves: 1/16, 3/32, 1/8, 5/32, 3/16 in 100 piece bags
- C-7 Cutting Tool
- Copper Button Stops: 3/32, 1/8 in 100 piece bags
- Metal carrying case

RIG SWAGING KIT \$723.94

QUICKLINKS

Zinc Plated. Used to quickly connect chain or other objects for light weight rigging.



cat#/size	working load limit (lbs.)	price
RIG QL 14	880	\$2.17
RIG QL 516	1900	\$2.66
RIG QL 38	2200	\$4.06
RIG QL 12	4500	\$7.28



CABLE CUTTER

CUTTER C7 for 1/64" to 3/16" cable	\$75.67
CUTTER C9 for 1/4" cable	\$175.08
CUTTER C16 for 1/64" to 5/8" cable	\$431.76

BOLT CUTTER

CUTTER BC1 \$36.40
24" long, for use up to 3/8" diameter

CUTTER BC2 \$64.96
30" long, for use up to 1/2" diameter



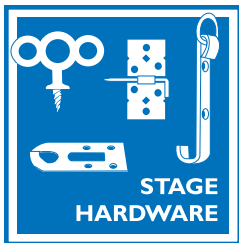
BLACK ROUND SLINGS



Tufflex Black Stage Roundslings are ideal for easy and inconspicuous suspension of stage sound and lighting equipment. Black sleeve material helps the sling blend into its surroundings. Color coding of the slings is achieved by using a color coded identification Tuff-Tag. Double wall sleeve material is standard. Warning: -Do not exceed rated capacities. -Rated capacities are reduced when applying angular loads.

type	rated capacities (lbs)		
	Vertical	Choker	Basket
EN30	2,650	2,120	5,300
EN60	5,300	4,240	10,600

cat#	length	price
RIG SLING EN30-3	3 feet	\$13.44
RIG SLING EN30-4	4 feet	\$16.52
RIG SLING EN30-6	6 feet	\$22.75
RIG SLING EN30-9	9 feet	\$31.99
RIG SLING EN60-3	3 feet	\$15.96
RIG SLING EN60-4	4 feet	\$20.02
RIG SLING EN60-6	6 feet	\$28.21



LASHING AND BRACING

Traditional scenery flats are often lashed or tied with rope when temporary joints are

required. All items shown here are manufactured in heavy galvanized steel or with zinc plating.



SH LC Lashing Cleat
\$3.90

Used at 36" intervals on the stiles (vertical members of a flat frame). Cleats are fastened to the stiles and lash lines are wrapped around them. 2" x 4 1/2"



SH LCR 4 4" Round Lash Cleat \$5.40
Fastens with only two screws. Often used for tying off near the bottom of a flat.



SH PLC Pointed Lash Cleat ~~\$3.00~~
Fastens with one screw, but has a

pointed clip which is driven into the stile for added security. Often used for upper lash cleats.



SH LHC Lash Hook Cleat ~~\$4.15~~

May be substituted for lash cleats when the line might otherwise pull off. Sometimes used as a tie-off cleat.



SH BC S Scheel Brace Cleat \$5.10

Used to fasten stage braces to scenery, and grooved to allow the stage brace hook to rest against the scenery.



SH SC Stop Cleat \$3.20

Attached to the back of a flat, it prevents the flat from falling forward when it is lashed to another flat at right angles.

TIE LINE



#4 braided cotton. Soft glazed finish. Sold by

the foot or by the 3,000 foot reel.

WHITE	TIE LINE SPOOL W	\$98.61
	TIE LINE FT W	\$.08
BLACK	TIE LINE SPOOL B	\$120.61
	TIE LINE FT B	\$.10/ft

Black, #4, with synthetic core and soft, unwaxed, unglazed cover.

300'	TIE LINE S3B	\$11.75
600'	TIE LINE S6B	\$22.55
1000'	TIE LINE S1B	\$36.10
3000'	TIE LINE S3KB	\$108.25

STAGE SCREWS

Stage screws are used to fasten flats or scenery pieces to the stage floor. The Stage Screw goes directly into a wood stage floor. The Steel Stage Screw should be used when the screw must be used in the same place several times, or where exceptional holding power is needed. To use the Steel Stage Screw, drill a 9/16" hole, screw the Stage Plug into the floor with a wide straight blade screwdriver, then fit the screw into the plug.

SH SS E Economy Stage Screw
\$5.90



SH SS S Steel Stage Screw \$5.90
3/8" diameter, heavy steel with zinc plating



SH SP Drop Stage Plug \$5.90
Used with Steel Stage Screw, but sold separately. For 9/16" hole.

HINGES AND PIN WIRE

Hinges are generally used as an aid in attaching scenery flats. Loose pin hinges have a removable pin. These are most often used when the scenery is to be taken apart for storage or transportation. Tight pin hinges have a permanent pin. Hinges are galvanized steel with zinc plating.

SH LPH 1.5



1.5" Loose Pin Hinge
\$1.55 each

SH TPH 1.5




1.5" Tight Pin Hinge
\$1.55 each

SH LPH 2



2" Loose Pin Hinge
\$1.90 each



SH TPH 2
2" Tight Pin Hinge
\$1.90 each

SH PW Pin Wire

\$3.95/lb.

Often used as an alternate pin in hinges and for other stage purposes. One pound bundle.



SH SH Sure Hinge
\$3.20 each

The Sure Hinge is a special type of

loose pin hinge with interchangeable halves. It is scored so you can bend it around nominal 1" lumber.

GERRIETS TRIPLE E Loose Pin Hinges. A precision built hinge that doesn't have to be adapted before use. Matte black finish.



SH LPH GER Loose Pin Hinge

\$1.82 each

SH HP GER Hinge Pin

\$.45 each

HANGING AND ATTACHING

The items in this section are all used to secure scenery, either to the floor, or for flying or hanging. While the techniques for flying scenery (lifting it above the proscenium opening) vary, the flattage usually needs to be lifted by a wire rope or manila rope. Some of these metal parts are affixed to the wooden frames of the scenery to aid in this process. Other parts are used to keep the scenery solidly affixed in place.

SH HFI

Hinged Foot Iron

\$6.90



Attaches to the back of a flat which will be flown or stacked. The hinge flips out of the way when the flat is flown or stacked.

SH SFI

Bent Foot Iron
\$9.75

A forged steel device used to fasten a flat to the stage floor.



SH CP WR Large Ceiling Plate With Ring **\$18.36**



Lines or cables are more easily attached with this device

affixed to the ceiling of a box set. May also be used to hang relatively lightweight scenery.

SH THI Top Hanger Iron



\$9.00

Affix to the top of a scenery flat for hanging.

SH BHI Bottom Hanger Iron **\$9.60**



Fits under the

bottom member of a scenery flat and is usually secured parallel to the Top Hanging Iron.

SH DRP D-Ring Plate ONLY **\$3.60**



SH DR D-Ring ONLY **\$2.00**

The floor plate bolts to the stage floor and lines may be tied off through the D-ring.



SH PHS Medium Picture Hanger Socket **\$2.95**




SH PHH Picture Hanger Hook

\$2.95

Used to hang pictures or other very light objects to scenery.

SH KH Batten Keeper Hook **\$8.60**

Two or more flats, hinged or lashed together may require battening to assure rigidity. A batten of 1" x 3" lumber can be attached to the cross supports of the flats with a Keeper Hook.



WAGON BRAKES

One of the most common problems on stage is how to quickly brake and then release rolling scenery. Rosco's Wagon Brake provides secure holding power, as well as fast, quiet releasing without the need for drilling holes in the stage floor. Mounted to the side of a platform or scenery, this brake actually lifts the scenery off

its casters, preventing the wagon from shifting under actor movements. A unique lever action pushes down a plunger, lifting even very heavy pieces with only minimal force required from a stagehand. A minimum of two brakes per unit are recommended.



SH WB Wagon Brake **\$18.70**
includes
5/16" x 2-1/2"
Extension
Spindle

SH WB HEAVY Heavy Duty Wagon Brake

\$31.45



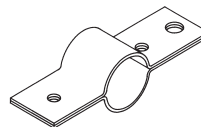
SH WB ES-HEAVY
3/8" X 3-1/2"
Extension Spindle
\$3.40



PIPE CLAMPS

Steel pipe clamps attach to 1-1/2" and 2" ID pipe.

FULL CLAMP
RIG PC 1.5 F
for 1-1/2" ID pipe
\$12.33



BELAYING PINS

Belaying pins are inserted in holes on a pin rail and provide a place to wrap the rope from the set.

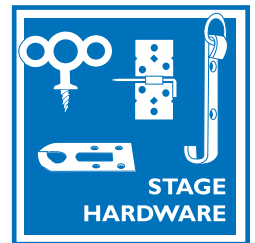
SH BP W21
21" Belaying Pin **\$13.86**
Solid hickory wood with an easy griphandle. 1-5/32" diameter
SH BP S21
21" Steel Belaying Pin - 3/4" diameter **\$72.25**



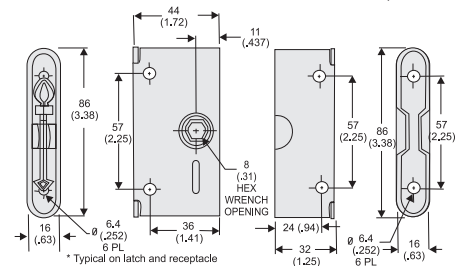
COFFIN LOCK

ROTO LOCK™ Butt-Joint Panel Fastener (Coffin lock) is used to allow the attachment and un-attachment of two surfaces. The lock is installed recessed which allows the two surfaces to come tightly together. The latching mechanism is operated by an allen wrench to engage and disengage the cam lock.

- Used for locking platforms and panels together
- Can be recessed or surface mounted
- Operates simply and without springs



SH COFFIN **\$8.00**
SH COFFIN TW T-Handle Allen Wrench **\$11.20**



Standard Tab illustrated. Shallow Tab, Deep Tab and Front Mount Version Butt-Joint Panel Fasteners and Dual Lock™ Butt-Joint Panel Latches are also available by special order.

CASTERS

Roller bearing hub, plastic threadguards, and nut and bolt axle. Wheels are blue resilex (non-marking rubber compound). Very quiet operation.



Swivel Caster

Diameter: 4"
Overall Height: 5"
Plate Dimensions:
3-7/8" x 3-1/8"
Normal Load Capacity:
330 lbs.



Rigid Caster

CASTER 4 R
Rigid Caster **\$14.05**

CASTER 4 S
Swivel Caster **\$19.50**

Other diameter casters and swivel casters with brakes are available by special order.



Syracuse
Scenery offers
the full line of
**ROSCO
PAINT
PRODUCTS**

Rosco Paint Pricing
Contact us for additional discounts for
orders over \$400

OFF BROADWAY



A complete range of theatrical colors that allow anyone to paint drops and sets with true scenic paint, no matter how limited the budget. This versatile vinyl acrylic paint may be used on a variety of surfaces. It

is ready to use right out of the bucket, or it can be diluted to stretch your paint budget.

cat# color/ Q=quart, G=gallon, F=5 gallon

	OBQ 5350 White	\$16.20
	OBG 5350	\$45.00
	OBF 5350	\$205.65
	OBQ 5351 White White	\$19.13
	OBG 5351	\$54.45
	OBF 5351	\$241.65
	OBQ 5352 Black	\$18.00
	OBG 5352	\$50.18
	OBF 5352	\$223.65
	OBQ 5353 Yellow Ochre	\$18.00
	OBG 5353	\$50.18
	OBQ 5354 Burnt Umber	\$18.00
	OBG 5354	\$50.18
	OBQ 5355 Raw Sienna	\$18.00
	OBG 5355	\$50.18
	OBQ 5356 Burnt Sienna	\$18.00
	OBG 5356	\$50.18
	OBQ 5357 Raw Umber	\$18.00
	OBG 5357	\$50.18
	OBQ 5358 Earth Umber	\$18.00
	OBG 5358	\$50.18
	OBQ 5359 Ultramarine Blue	\$25.43
	OBG 5359	\$72.00
	OBQ 5360 Fire Red	\$28.80
	OBG 5360	\$81.68
	OBQ 5361 Deep Red	\$28.58
	OBG 5361	\$81.78
	OBQ 5363 Orange	\$22.95
	OBG 5363	\$63.45

	OBQ 5364 Emerald Green	\$22.95
	OBG 5364	\$63.45
	OBQ 5365 Chrome Oxide Green	\$22.95
	OBG 5365	\$63.45
	OBQ 5366 Lemon Yellow	\$22.95
	OBG 5366	\$63.45
	OBQ 5367 Golden Yellow	\$22.95
	OBG 5367	\$63.45
	OBQ 5368 Purple	\$28.58
	OBG 5368	\$80.78
	OBQ 5369 Magenta	\$28.58
	OBG 5369	\$80.78
	OBQ 5371 Pthalo Green	\$22.95
	OBG 5371	\$63.45
	OBQ 5372 Sky Blue	\$22.95
	OBG 5372	\$63.45
	OBQ 5373 Pthalo Blue	\$22.95
	OBG 5373	\$63.45
	OBQ 5374 Imperial Green	\$30.38
	OBG 5374	\$85.50
	OBQ 5375 Navy Blue	\$28.58
	OBG 5375	\$80.78
	OBQ 5376 Brilliant Red	\$30.38
	OBG 5376	\$85.50
	OBQ 5380 Van Dyke Brown	\$22.95
	OBG 5380	\$63.45
	OBQ 5382 Paynes Grey	\$30.38
	OBG 5382	\$85.50

OFF BROADWAY - METALLIC COLORS

cat# color/ P=pint, Q=quart, G=gallon

	OBP 5383 Bright Gold	\$29.03
	OBQ 5383	\$45.23
	OBG 5383	\$128.93
	OBP 5384 Gold	\$29.03
	OBQ 5384	\$45.23
	OBG 5384	\$128.93
	OBP 5385 Silver	\$29.03
	OBQ 5385	\$45.23
	OBG 5385	\$128.93
	OBP 5386 Copper	\$26.87
	OBQ 5386	\$45.23
	OBG 5386	\$128.93
	OBP 5387 Antique Gold	\$29.03
	OBQ 5387	\$45.23
	OBG 5387	\$128.93

SUPERSATURATED ROSCOPAIN



Brilliant, dye-like colors formulated to be diluted with substantial quantities of water while retaining binder strength. Works on most scenic surfaces including muslin, plastic, and metal. Dries to a completely matte, non-reflective finish.

cat# color/ quart size

	SS 5965 Red	\$48.60
	SS 5968 Green Shade Blue	\$48.60
	SS 5969 Ultramarine Blue	\$48.60
	SS 5971 Chrome Green	\$48.60
	SS 5972 Emerald Green	\$48.60
	SS 5973 Pthalo Green	\$48.60
	SS 5974 Imperial Green	\$48.60
	SS 5975 Magenta	\$48.60
	SS 5976 Brilliant Red	\$53.78
	SS 5977 Spectrum Red	\$48.60
	SS 5979 Purple	\$48.60
	SS 5980 Iron Red	\$33.30
	SS 5981 Chrome Yellow	\$48.60
	SS 5982 Yellow Ochre	\$33.30
	SS 5983 Raw Sienna	\$33.30
	SS 5984 Moly Orange	\$48.60
	SS 5985 Burnt Umber	\$33.30
	SS 5986 Raw Umber	\$33.30
	SS 5987 Burnt Sienna	\$33.30
	SS 5988 Lemon Yellow	\$48.60
	SS 5989 Turquoise Blue	\$48.60
	SS 5990 Prussian Blue	\$45.23
	SS 5991 Navy Blue	\$45.23
	SS 5992 Paynes Grey	\$48.60
	SS 5993 Leather Lake	\$33.30
	SS 5994 Grass Green	\$45.23
	SS 5996 Cerulean Blue	\$45.23
	SS 5997 Hunter Green	\$45.23

 **SS 5998** Van Dyke Brown \$33.30

SUPERSATURATED CONCENTRATED BASES

cat# color/ Q=quart, G=gallon, F=5 gallon

SSCBG 6001	Neutral	\$54.45
SSCBG 6002	White	\$61.43
SSCBF 6002	White	\$283.05
SSCBQ 6003	Velour Black	\$27.45
SSCBG 6003	Velour Black	\$77.63
SSCBF 6003	Velour Black	\$337.73

CLEAR GLOSS AND FLAT ACRYLIC GLAZES



These clear acrylic mediums are designed to be diluted with water and applied as an overcoat to a painted surface, or they can be mixed with the paints for additional binder strength.

Rosco Clear Acrylics are compatible with all Rosco paint systems and most other water extendable paints. They also serve as a binder for dry pigments.

cat# description/ G=gallon, 5G=5 gallon


CGG 5580	Clear Gloss	\$56.48
CG5G 5580	Clear Gloss	\$251.78
CFG 5581	Clear Flat	\$56.48
CF5G 5581	Clear Flat	\$251.78


IDDINGS DEEP COLORS


The preferred scenic artist's casein/fresco paint system for more than 30 years. Wide range of deep colors in an economical protein base. Designed to be mixed with water without losing brilliance of color tone.





cat# color/Q=quart, G=gallon, F=5 gallon


	IDCQ 5551 White	\$22.05
	IDCG 5551	\$63.45
	IDCF 5551	\$282.60

	IDCQ 5552 Black	\$26.10
	IDCG 5552	\$72.00
	IDCF 5552	\$321.75


	IDCQ 5553 Yellow Ochre	\$26.10
	IDCG 5553	\$66.56

	IDCQ 5554 Burnt Umber	\$26.10
	IDCG 5554	\$72.00


	IDCQ 5555 Raw Sienna	\$26.10
	IDCG 5555	\$72.00

	IDCQ 5556 Burnt Sienna	\$26.10
	IDCG 5556	\$72.00


	IDCQ 5557 Raw Umber	\$26.10
	IDCG 5557	\$72.00


	IDCQ 5558 Van Dyke Brown	\$26.10
	IDCG 5558	\$72.00


	IDCQ 5559 Ultramarine Blue	\$33.30
	IDCG 5559	\$90.00


	IDCQ 5560 Red	\$33.30
	IDCG 5560	\$90.00

	IDCQ 5561 Dark Red	\$36.45
	IDCG 5561	\$117.00

	IDCQ 5562 Bright Red	\$36.45
	IDCG 5562	\$117.00

	IDCQ 5563 Orange	\$36.45
	IDCG 5563	\$117.00

	IDCQ 5564 Emerald Green	\$33.30
	IDCG 5564	\$90.00


	IDCQ 5565 Chrome Oxide Green	\$33.30
	IDCG 5565	\$90.00

	IDCQ 5566 Lemon Yellow	\$36.45
	IDCG 5566	\$117.00


	IDCQ 5567 Golden Yellow	\$36.45
	IDCG 5567	\$117.00


	IDCQ 5568 Purple	\$36.45
	IDCG 5568	\$117.00

	IDCQ 5569 Magenta	\$36.45
	IDCG 5569	\$117.00

	IDCQ 5570 Turquoise Blue	\$33.30
	IDCG 5570	\$90.00

	IDCQ 5571 Dark Green	\$33.30
	IDCG 5571	\$90.00

	IDCQ 5572 Cerulean Blue	\$33.30
	IDCG 5572	\$90.00

	IDCQ 5573 Navy Blue	\$33.30
	IDCG 5573	\$90.00

CHROMA KEY

Rosco Chroma Key Paints have been specifically formulated to provide high luminance value and color saturation for keying effects. The acrylic colors provide high build, one-coat coverage for use on nearly any surface. Coverage approximately 300

sq.ft. per gallon.

<i>cat#</i>	<i>description</i>	<i>price</i>
KKB 5710	Chroma Key Blue	\$101.70
CKG 5711	Chroma Key Green	\$101.70



TOUGH PRIME

A unique water-based primer with special adhesion properties that allow the paint to bond to hard-to-prime scenic materials. Tough Prime covers just about any surface, including PVC pipe, aluminum, foams and plastics, as well as muslin, wood, and foam core. This quick-drying acrylic emulsion primer dries to a tough, durable coating which can be painted over with any paint and is excellent for both interior and exterior use. Coverage approximately 300 sq.ft. per gallon.

<i>cat#</i>	<i>color</i>	<i>size</i>	<i>price</i>
TPG 6050	White	Gallon	\$66.60
TPF 6050	White	5 Gallon	\$299.48
TPG 6055	Black	Gallon	\$66.60
TPF 6055	Black	5 Gallon	\$299.48



DIGICOMP® HD

The DigiComp HD color standards are precisely manufactured for crisp, clean separation of the foreground/background in digital compositing – resulting in little or no post-production "touch-up" needed. Rosco DigiComp HD paints are specially formulated to provide the proper luminance and RGB values for optimum operation of all digital compositing systems.

<i>cat#</i>	<i>description</i>	<i>price</i>
ROS DIGI PAINT B	Blue	\$119.46
ROS DIGI PAINT G	Green	\$156.28

COLORCOAT

ColorCoat™ is a durable water borne acrylic enamel that has excellent interior and exterior durability. ColorCoat's high gloss finish has superior gloss retention, ensuring a "like-new" finish for years to come. Ideal for use on most scenic surfaces as well as metal, wood, concrete, and brick. ColorCoat is also an excellent choice for decks and floors due to its high abrasion resistance. It dries to the touch in one hour and cleans up easily with soap and water. *SSSL has limited stock of this item, prompt drop shipments are available.*



<i>cat# color/ Q=quart, G=gallon</i>	<i>price</i>
CLRC G 5620 Clear	\$72.20
CLRC G 5621 Clear Satin	\$72.20
CLRC G 5634 Black Gloss	\$79.80
CLRC G 5635 Flat Black	\$79.80
CLRC G 5636 Aluminum	\$117.33



FLUORESCENT PAINTS

Vivid, vinyl colors that are visible and brighter in normal light, and fluorescent under ultraviolet or black light.

cat# color/ P=pint, Q=quart, G=gallon

FPP 5779	White	\$33.30
FPQ 5779		\$48.60
FPG 5779		\$146.70
FPP 5780	Red	\$33.30
FPQ 5780		\$48.60
FPG 5780		\$146.70
FPP 5781	Orange	\$33.30
FPQ 5781		\$48.60
FPG 5781		\$146.70
FPP 5782	Yellow	\$33.30
FPQ 5782		\$48.60
FPG 5782		\$146.70
FPP 5783	Green	\$33.30
FPQ 5783		\$48.60
FPG 5783		\$146.70
FPP 5784	Blue	\$33.30
FPQ 5784		\$48.60
FPG 5784		\$146.70
FPP 5785	Invisible Blue	\$34.65
FPQ 5785		\$51.98
FPG 5785		\$179.87
FPP 5786	Pink	\$33.30
FPQ 5786		\$48.60
FPG 5786		\$146.70
FPP 5787	Gold	\$34.65
FPQ 5787		\$52.20
FPG 5787		\$154.13

PAINT KITS

Rosco's Paint Kits are an economical quality rendering tool. Design with production colors as you explore the capabilities of the products.



Broadway Test Kit

OFF BROADWAY
25-piece kit contains one ounce samples of each Off Broadway color plus Clear Flat and Gloss.

OB KIT 5300 Off
\$85.05

SUPERSATURATED ROSCOPAINT

28-piece kit contains one ounce samples of each Supersaturated color.

SS KIT 5900 Supersaturated Test Kit \$85.05

DEEP COLORS

24-piece kit contains one ounce samples of the entire range of Iddings Deep Colors.

IDC KIT 5500 Deep Colors Test Kit \$86.40

FLUORESCENT PAINTS

9-piece kit contains one ounce samples of the range of fluorescent paints.

FP KIT 5700 Fluorescent Paint Test Kit \$58.05

VIVIDFX

13-piece kit contains one ounce samples of the range of the entire VividFX range of colors.

VFX KIT 6200 Fluorescent Paint Test Kit \$72.00

Please call for prices on VIVIDFX pints, quarts, and gallons.

ROSCO SCENIC SETS

Scenic Paint Kit for Practice & Experimentation.

Skies

This kit of Off Broadway scenic paints is designed to practice mixing techniques for creating different sky scenery, including sunset and sunrise effects. Set includes one 6 oz. jar of Sky Blue, Ultramarine Blue, Magenta and

Golden Yellow Off Broadway colors.

SCS KIT S \$38.25

Earth & Wood

This kit of brown Off Broadway scenic paints is designed to practice different mixing techniques for creating timber and dirt scenic elements. Set includes one 6 oz. jar of Raw Umber, Burnt Umber, Raw Sienna and Burnt

Sienna Off Broadway colors.

SCS KIT EW \$38.25


Cool Primaries

This kit of Off Broadway scenic paints is designed to explore color theory and color mixing to create cool-toned color blends. Set includes one 6 oz. jar of Deep Red, Pthalo Blue, Lemon Yellow and Paynes Grey Off Broadway colors.

SCS KIT CP \$38.25

Intense Primaries

This kit of Off Broadway scenic paints is designed to explore color theory and color mixing to create vibrant color blends. Set



includes one 6 oz. jar of Pthalo Blue, Lemon Yellow, Magenta and Orange Off Broadway colors.
SCS KIT IP \$38.25

Foliage

This kit of Off Broadway scenic paints is designed to practice mixing techniques for painting different types of tree and foliage scenery. Set includes one 6 oz. jar of Chrome Oxide Green, Lemon Yellow, Burnt Umber

and Paynes Grey.

SCS KIT F \$38.25

Warm Primaries

This kit of Off Broadway scenic paints is designed to explore color theory and color mixing to create warm-toned color blends. Set includes one 6 oz. jar of Brilliant Red, Ultramarine Blue, Golden Yellow and Raw

Umber Off Broadway colors.

SCS KIT WP \$38.25

Shade & Shadows

This kit of dark-toned Off Broadway scenic paints is designed to practice different mixing techniques for creating shade and shadows in scenery. Set includes one 6

oz. jar of Paynes Grey, Van Dyke Brown, Raw Umber and Purple Off Broadway colors.

SCS KIT SS \$38.25

Clear Layers

This kit of Rosco Scenic Products is designed to explore different layering techniques for creating glazes and washes. The Clear Layers Set includes one 6 oz. jar of Clear Acrylic Glaze - Flat, Clear Acrylic Glaze - Gloss, FlexBond and CrystalGel.

SCS KIT CL \$38.25





ARTIST'S CHOICE -

SaturatedPaints™
Color Chart

(colors are approximations)

AC 7701 - Daylight Blue	AC 7711 - Primary Yellow
AC 7702 - Midnight Blue	AC 7712 - Primary Green
AC 7703 - Pthalo Blue	AC 7732 - Emerald Green
AC 7704 - Ultramarine Blue	AC 7713 - Pthalo Green
AC 7730 - Navy Blue	AC 7714 - Oxide Green
AC 7705 - Royal Purple	AC 7715 - Yellow Ochre
AC 7706 - Magenta	AC 7716 - Raw Sienna
AC 7731 - Dark Red	AC 7717 - Burnt Sienna
AC 7707 - Rich Red	AC 7718 - Burnt Umber
AC 7708 - Bright Red	AC 7719 - Raw Umber
AC 7709 - Orange	AC 7728 - Van Dyke Brown
AC 7710 - Golden Yellow	AC 7720 - Masking Black
White, Double White, Gold, Silver and Copper are not shown.	
	AC 7721 - Neutral Tone Gray



We were saddened to learn of
Sculptural Arts decision to close.
We wish the Saaris all the best in
their retirement.

Remaining stock is limited.



ARTIST'S CHOICE -

SaturatedPaints™

One paint does it all! - Deep Opaque colors or thinned for dye-like glazes. Theatre, Video, Television, Film, Museum, Exhibit, Display, Fine Art, Commercial/Industrial, Hobby and Craft applications.

- Color pigment saturated: use straight up for deep colors or thin with water up to 15 or 20 parts for beautiful watercolor effects or washes.
- Superior Hiding: due to fine ground pigments.
- Sag Resistance: good for painting vertical surfaces.
- Fluid: for easy mixing, spray applications, extensions and clean up with soap and water.
- Finish: Rich Flat/Matte finish.

cat#*	color	pint	quart	gallon	5 gallon
AC 7701	Daylight Blue	\$11.22	\$15.89	\$46.89	
AC 7702	Midnight Blue	\$12.20	\$17.34	\$48.54	
AC 7703	Pthalo Blue	\$11.22	\$15.89	\$47.31	
AC 7704	Ultramarine Blue	\$13.61	\$19.26	\$53.85	
AC 7730	Navy Blue	\$12.46	\$17.25	\$47.31	
AC 7705	Royal Purple	\$13.58	\$19.18	\$60.58	
AC 7706	Magenta	\$13.58	\$19.18	\$60.58	
AC 7731	Dark Red	\$13.58	\$19.18	\$60.58	
AC 7707	Rich Red	\$13.58	\$19.18	\$60.58	
AC 7708	Bright Red	\$12.82	\$18.11	\$56.59	
AC 7709	Orange	\$12.82	\$18.11	\$56.20	
AC 7710	Golden Yellow	\$12.54	\$17.71	\$55.16	
AC 7711	Primary Yellow	\$12.54	\$17.71	\$55.16	
AC 7712	Primary Green	\$11.50	\$16.28	\$47.13	
AC 7732	Emerald Green	\$12.20	\$17.25	\$48.46	
AC 7713	Pthalo Green	\$13.22	\$18.69	\$54.79	
AC 7714	Oxide Green	\$12.20	\$17.25	\$48.64	
AC 7715	Yellow Ochre	\$9.42	\$13.29	\$36.47	
AC 7716	Raw Sienna	\$9.42	\$13.29	\$36.47	
AC 7717	Burnt Sienna	\$9.42	\$13.29	\$36.47	
AC 7718	Burnt Umber	\$9.42	\$13.29	\$36.47	
AC 7719	Raw Umber	\$9.42	\$13.29	\$36.47	
AC 7728	Van Dyke Brown	\$9.42	\$13.25	\$36.47	
AC 7720	Masking Black	\$9.42	\$13.29	\$34.99	\$151.48
AC 7721	Neutral Tone Gray	\$9.21	\$13.05	\$33.02	\$144.28
AC 7722	White	\$8.47	\$12.31	\$32.54	\$142.01
AC 7723	Double White	\$9.51	\$13.48	\$36.22	\$163.02
AC 7724	Gold	\$15.36	\$23.80	\$70.56	
AC 7725	Silver	\$15.36	\$23.80	\$70.56	
AC 7727	Copper	\$15.36	\$23.80	\$70.56	

*To order add: P - Pint, Q - Quart, G - Gallon, F - 5 Gallon to #

Sculptural Arts Coating's **STARTER KIT**

The kit contains 30 - 1 ounce samples of the ARTIST'S CHOICE paint line and a 1 ounce sample of PLASTIC VARNISH flat, PLASTIC VARNISH gloss, SCULPT OR COAT and primer. Also included is an empty jar labeled "Water". The STARTER KIT is in a reclosable box, with a compartment for brushes, sponges, etc. - a perfect teaching tool.

ACK 7726 — \$71.78

SYRACUSE SCENERY & STAGE LIGHTING CO., INC.

101 Monarch Drive Liverpool, NY 13088-4514 P: 800-453-SSSL, 315-453-8096 F: 315-453-7897

E: info@syracusescenery.com



Tough' N White Primer™

Primer Sealer
for all types of materials

Sculptural Arts' Tough' N White Primer is a quality water based, fast drying, non-toxic primer-sealer with outstanding adhesion, designed to give scenic materials the best protection available. It is ideal for use under water-based or oil-based top coats and on interior or exterior surfaces, both new and previously painted.

- Seals all types of porous and non-porous surfaces.
- Strong binder lets Tough' N White primer adhere to muslin, wood, glass, ceramics, tiles, PVC, papers, vinyls, and other scenic materials.
- Heavy-Bodied - Tough' N White Primer resists cracking on flexible substrates such as foam, vinyl sheeting, and fabrics.
- New Interior & Exterior surfaces can be primed with Tough' N White Primer. Ready to use straight out of the can or can be diluted for spray applications.
- Dries White - Will not "dull" your painted finishes. Ideal for use under Artist's Choice Saturated Paints, other water-based paints, alkyd or oil-based paints.
- Previously Painted surfaces. Dries white to hide most colors in just one coat when applied undiluted.

ACQ 7450 Quart	\$10.25
ACG 7450 Gallon	\$28.43
ACF 7450 5 Gallon	\$126.87



Tough' N White Metal Primer™

Primer Sealer for Metals & Hard to Grip Surfaces

Tough' N White Metal Primer is a high quality Rust-Inhibitive, water based, non-toxic, fast drying, metal primer with superior adhesion.

- Seals and Protects all types of metal surfaces.
- Excellent Binder lets Tough' N White Metal Primer adhere to non-porous, hard to grip surfaces without sanding: steel, galvanized metals, glass, ceramics, PVC, fiberglass, slick woods, vinyls and other materials.
- Heavy - Bodied. Tough' N White Metal Primer is designed to resist hard scuffing and abrasion.

- Interior & Exterior surfaces can be primed with Tough' N White Metal Primer. Ready to use straight out of the can.
- Dries White. Will not "dull" your painted finishes. Ideal for use under Artist's Choice Saturated Paints, other water-based paints, alkyd or oil-based paints.
- Previously Painted Surfaces. Dries white to hide most colors in just one coat.

ACQ 7460 Quart	\$13.96
ACG 7460 Gallon	\$31.52
ACF 7460 5 Gallon	\$140.49



Sculptural Arts Coating's Plastic Varnish Flat & Gloss™

This Vinyl copolymer Sealer/Binder/Extender, may be used like a clear acrylic on stage floors, scenery, exhibits, costumes, masks, properties and crafts.

- Concentrated. Plastic Varnish was designed to be extended with water for large area coverage. In some clearcoating applications on nonporous surfaces, one gallon might cover up to 1200 sq ft!
- Dries Clear unless colorant is added. Wet edges blend easily with no bubbles or overlapping milky streaks.
- Exceptional Binder Bronzing powders, dry pigments, water base latex, casein, acrylic paints, and small grain textures can be bound to numerous surfaces such as plastics, nylons, wood, fabrics, etc.
- Beautiful Glazes are created for faux marble, tortoise conceits, malachite fantasies, trompe l'oeil techniques, antiquing, porphyry, and patinas with depth.
- Accepts colorants and mixes easily with Artist's Choice Saturated Paints, acrylics, or latex paints, some bronzing powders, micas, temperas, dyes, or other water soluble elements.
- Seals & Clearcoats all types of porous and non-porous surfaces: painted, plastered, textured, wood, fabric, foam, concrete, etc.
- Great Spray Applications & as a dip for plastic coating costume decorations, jewelry, craft pieces, puppetheads, and other small items.

PLASTIC VARNISH GLOSS

PVG F	5 Gallon	\$143.97
PVG G	1 Gallon	\$32.15
PVG Q	1 Quart	\$15.46

PLASTIC VARNISH FLAT

PVF F	5 Gallon	\$143.97
PVF G	1 Gallon	\$32.15
PVF Q	1 Quart	\$15.46



An Easy Working, Non-Toxic Plastic Cream
For All Your Construction Needs

SCULPT OR COAT™

Sculpt or Coat is Ideal for: Scenery, Costumes, Props, Puppets, Sculpture, Arts & Crafts

Foam Coating - Sculpt or Coat creates a protective tough coating that stops breakage, keeps pieces from drying out, and prevents solvent based paints & spray paints from eating away foam.

Tough Coating - Use on polystyrene scenery, props, glass and ceramics, or foam rubber puppets, masks, costume and make-up pieces. (Great for walkables, sitables displays, exhibits and touring pieces.)

Texturing - Sculpt or Coat can be used to create a wide variety of textures : Raised, Adobe, Tree Bark, Negative Effects, etc.

Adhesive - Sculpt or Coat is more durable than hot melt or vinyl glues. Adheres to woods, fabrics, ceramics, masonry, papers, foams, metals, glass, non-slick plastics, and oil free organics.

Weave Filler - to construct trees, armor, puppets, masks, special ogee archways, compound curved scenic elements, and large organic settings. Create simulated fabric textures like leather, vinyl, reptile skin, and tree bark.

Binds mulch, glitter, gravel, sands, cedar chips, etc. to texture scenery and costumes. Adhesive quality binds it to practically anything: Wood, Metal, Plexiglass, Glass, Paper, Foam, Urethane Cement, Plaster, Plastic, P.V.C., etc.

A glaze for walls or plexiglass, it has been used to simulate polished marble, metal, cracked or frosted glass.

SCULPT OR COAT™

SOC FG	5 Gallon	\$196.10
SOC 2G	2 Gallon	\$82.98
SOC G	1 Gallon	\$43.84
SOC Q	1 Quart	\$22.34



IDDINGS PAINT BRUSHES

A group of professional quality fitches (liners), priced within the bud-

get of scene painting students. All brushes feature a seamless ferrule and natural bristles.

INDIVIDUAL BRUSHES

cat#	ferrule inch width	bristle inch length	price
BRUSH R14	1/4	1 1/2	\$7.20
BRUSH R12	1/2	1 3/4	\$9.00
BRUSH R34	3/4	2	\$13.95
BRUSH R1	1	2 1/4	\$18.90
BRUSH R114	1 1/4	2 1/2	\$24.30
BRUSH R112	1 1/2	2 3/4	\$29.25
BRUSH R2	2	3	\$36.45
BRUSH R3	3	3 1/2	\$57.15

BRUSH SETS

BRUSH RSET7	7 Brush Set includes 1/4" - 2" Fitches	\$114.30
BRUSH RSET8	8 Brush Set includes 1/4" - 3" Fitches	\$154.80

FLEXBOND

FlexBond is a clear, flexible scenic glue which bonds many porous and non-porous scenic materials. FlexBond dries to a clear, hard, yet pliable coating. Unlike ordinary "white" glues which crack and break when flexed, the adhesive bond of FlexBond remains extremely pliable and strong even as the materials bend and deform. Water-based and easy to use.



cat#	size	price
FLEXB G	Gallon Jug	\$54.90
FLEXB F	5 Gallon Pail	\$244.13

FOAMCOAT

Foamcoat is a water based, flame retardant protective coating for Styrofoam and polystyrene foams. An acrylic slurry the consistency of wet plaster, Foamcoat dries to a super hard durable coating that resists chipping and cracking, yet can be sanded smooth or carved with detailing. Foamcoat is also a superb texturing agent that can be used to create custom patterns like bark and stone work. Foamcoat is durable enough to be used on floors.



cat#	size	price
FOAMCOAT G	Gallon	\$76.05
FOAMCOAT 3.5	3.5 Gallon	\$255.45



FLEXCOAT

Rosco Flexcoat is a flexible, non-toxic, water-based coating for polyurethane and polystyrene foam. Its 100% acrylic formation

provides excellent adhesion to a wide variety of substrates. Flexcoat contains no plasticizers, so it will not become brittle with age or exterior exposure. It is compatible with all Rosco paints used either as tints or surface coatings. Flexcoat is weatherproof and fire retardant.

cat#	size	price
FLEXC G	Gallon	\$76.05
FLEXC F	5 Gallon	\$339.98

PREMIERE CLEAR



Rosco Premiere Clear is an advanced, water-borne urethane coating suitable for sealing and protecting painted finishes, floors and high-traffic surfaces. When

cured, this clear finish provides long lasting durability, hardness and abrasion resistance in an environmentally safe, VOC compliant coating. Premiere Clear is virtually odorless and may be thinned with water. In addition to protective top coats, it is excellent for use in faux finish or glazing applications. Premiere Clear is perfect for almost any project in stage, film, decorative and commercial arenas.

cat#	size	price
PCQ GLOSS	Quart	\$28.98
PCG GLOSS	Gallon	\$84.55
PCQ SATIN	Quart	\$28.98
PCG SATIN	Gallon	\$84.55
PCQ FLAT	Quart	\$28.98
PCG FLAT	Gallon	\$84.55

ROSCO FLAMEX FLAME RETARDANTS

Rosco has developed a complete range of flame



retardant formulations acknowledging the many different materials used by today's scenic artisans. Each of the six FlameX products is keyed

to a specific family of materials and designed for ease of use and to maximize the effective protective treatment.


cat#	description/ size/price
RF NF	Natural Fiber Flame Retardant Gallon \$52.88
RF SF	Synthetic Fiber Flame Retardant Gallon \$78.53
RF DF	Delicate Fiber Flame Retardant Gallon \$78.53
RF PC	Paper & Cardboard Flame Retardant Gallon \$78.53
RF WD	Raw Wood Penetrating Flame Retardant Gallon \$78.53
RF PA J	Paint Additive Flame Retardant 8 oz. Jar \$19.35
RF PA C	Paint Additive Flame Retardant Case of 12 - 8 oz. Jars \$204.98



Fosshape®

Wonderflex®

FOSSHAP® and WONDERFLEX® are heat activated composite materials. Applications include: costuming, lightweight crafted reinforcement, theater props and set design, craft-work, puppetry, millinery headpieces, masks, sculptures, museum mount making and more.



Synthetic FOSSHAP® can easily be cut with scissors, will not fray like conventional woven fabrics and can be readily sewn to itself or other fabrics as a hidden stiffener or shaped into stand alone structures.

Mildew resistant and dye-able as well. Fabric steamers are the often preferred method for forming a desired amount of rigidity and stiffness, but conventional steam irons or an industrial hot air gun may oftentimes be helpful. The level of stiffness is achieved by adjusting heat, time, and pressure.

Versatile FOSSHAP 300 is lighter in weight and thinner than FOSSHAP 600 for lighter weight needs and more intricate design efforts. With heat and pressure from a steam iron, two layers of the 300 grade can be combined or bonded to approximate one layer of FOSSHAP 600. Standard weight of 9 oz/yd² or 300 g per sq/m at 0.150" thickness.



cat#		price
WF FOSSHAPE 300		\$13.78/yd
WF FOSSHAPE 600	1-9 yards	\$27.04/yd
WF FOSSHAPE 6001	10+ yards	\$22.88/yd

WONDERFLEX® is a pliable, scrim-reinforced extruded composite. It is a revolutionary new material, with a smooth surface on one side that can be molded or formed once it's been heated. This material is often referred to as the "Celastic" replacement product. Easily painted or decorated with a variety of artisan coatings, gessos, bondo and paints. It has superior strength and flexibility, yet is remarkably lightweight.

Because its so tough and can be molded into any shape or thickness, its even ideal for making quick repairs or modifications. An oven, microwave, hot air guns, or simply hot water may be used for activation. With a low activation temperature of 150°-170° F (70° - 80° C, Wonderflex® has a long open time and can be hand-worked or laid up for two or three minutes. Just reheat repeatedly as required for additional forming. 1 mm (.039") thickness. 43" (109 cm) x 55" (140 cm) sheet size.

cat#		price
WF WONDERFLEX S		\$47.31/sht

ROSCO STAGING PRODUCTS

REFLECTION MEDIA

A variety of reflective surfaces in a metalized plastic format.

cat#/description	price
ROS REFLECT 3801	
Flexible Mirror (48" x 25')	\$198.00
ROS REFLECT 3802	
Flexible Hard (48" x 25')	\$198.00
ROS REFLECT 3803	
Flexible Soft (48" x 25')	\$198.00
ROS REFLECT 3804	
Flexible Supersoft (48" x 25')	\$198.00
ROS REFLECT 3805	
Flexible Gold Tint (48" x 25')	\$198.00
ROS REFLECT 3809	
Roscoscrim Silver/Black	\$198.00
ROS REFLECT 3812	
Featherflex Silver/Gold (48" x 25')	\$198.00

ROS REFLECT 3813	
Thin Mirror (60" x 20')	\$62.55
ROS REFLECT 3814	
Thin Mirror Gold Tint (60" x 20')	\$62.55
ROS REFLECT 3840	
Cinebounce White/Black (60" x 20')	\$193.50
ROS REFLECT 8509	
Roscopak Silver/Gold	\$36.10
ROS MIRROR 3909 Shrink Mirror	\$144.64

Syracuse Scenery offers

the full line of

ROSCO LED PRODUCTS

Please contact us for additional products and details.

RoscoLED® Tape

Rosco Designed for the most demanding dramatic lighting applications, RoscoLED Tape products deliver an amazing volume of high quality white or tunable white light, and full color-mixing illumination that can easily be incorporated into any project. Each tape variety offers plug-&-play connectivity and powerful, efficient output designed for long-lasting illumination.



RoscoLED Tape – Static White features superior color rendering in multiple color temperatures.

RoscoLED Tape VariWhite features superior color rendering across its entire color temperature range. RoscoLED Tape Vari White Ultra offers a unique and incredibly broad, 1800K-6000K color temperature range. The lower color temperatures are perfect for designs that require extra warmth – without additional filtration or modification.

RoscoLED Tape – VariColor is available in three different variants: RGBW+WW with a 3000K white emitter, RGBW+CW with a 6000K white emitter, and RGBA with an Amber emitter.



RoscoLED Tape is available in 5m reels and

also RoscoLed Tape products include a wide variety of kits incorporating configured LED tapes and control boxes, and Gaffer Kits that include a collection of 12V strips of tape and other accessories.

Please contact us for additional details and pricing. All of the Rosco LED Tape products and other Rosco LED products are displayed as described at rosco.com

FLOORS AND FLOORING PRODUCTS

Rosco offers a variety of flooring products to suit your needs. Please contact us for additional sizes and colors as well as for other flooring products.

Arabesque - ideal for permanent installations; provides a fast floor speed

ROS DF ARAB BF	
Marble Black 79" x 1 linear foot	\$20.67
ROS DF ARAB BR	
Marble Black 79" x 65.6' roll	\$1,193.83

Adagio New 2000 - ideal for versatility; provides a medium-fast floor speed

ROS DF ADAGIO BF	
Black 63" x 1 linear foot	\$22.57
ROS DF ADAGIO BR	
Black 63" x 101.7' roll	\$1,820.44

Adagio Tour - ideal for percussive dance styles & flexibility; provides a medium-fast floor speed

ROS DF TOURADAGIO BF	
Black 63" x 1 linear foot	\$17.10
ROS DF TOURADAGIO BR	
Black 63" x 101.7' roll	\$1,376.55

Dance Floor - ideal for situations when permanent dance floors can't be installed; provides a medium-fast floor speed

ROS DF BK/GR F	
Black/Grey 63" x 1 linear foot	\$15.20
ROS DF BK/WT R	
Black/White 63" x 101.7' roll	\$1,745.63

Roscolem - ideal surface for the heaviest traffic areas; provides a fast floor speed

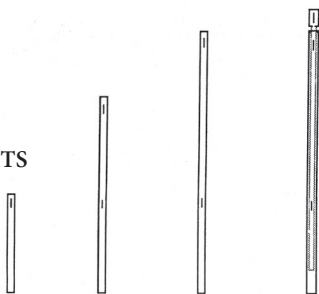
ROS DF ROSCOLEUM B	
Black 78.7" x 104.9' roll	\$2,699.90

Studio Tiles - ideal for video production facilities and television studios; provide a very fast floor speed

ROS DF ROSCOTILE B	
Black 3' x 3'	\$58.50
ROS DF ROSCOTILE G	
Gray 3' x 3'	\$58.50

PORTABLE CURTAIN STAND EQUIPMENT

UPRIGHTS



O.D. for uprights is 1.5". Three foot uprights have slots at 3'. Six foot uprights have slots at 3' and 6'. Eight foot uprights have slots at 3' and 8'. Telescoping uprights are 8'3" when collapsed, and extend up to 14'. The positive action button stops permit speedy setup, while the set screw included as standard equipment allows in-between heights desired.

cat#	length	price
PD FU3	3'	\$15.39
PD FU6	6'	\$20.99
PD FU8	8'	\$20.99
PD TU7-12	7' - 12'	\$78.39
PD TU8-14	8' - 14'	\$83.99

TELESCOPING DRAPE SUPPORTS



cat#/ length	button stops	price
PD TS6		
6' - 10'	8', 10'	\$36.39
PD TS7		
7' - 12'	8', 10', 12'	\$40.59
PD TS8		
8' - 14'	10', 12', 14'	\$43.39

Littlite

X-LED SERIES CONSOLE LIGHTS:

connects right to your console (check owner's manual for compatibility)

LW-LED DESK LIGHTS:

uses a modified version of the CWB to mount a gooseneck and dimmer control creating a space saving, flexible desk light

LED TASK LIGHTS:

LED Dual Color Lampsets with three-way rotary switch that enables user to toggle between a white light and red light output or a white light and blue light output

RAKLITES:

used to illuminate equipment racks and can be positioned to avoid unwanted shadows or glare


MUSIC STAND LIGHTS:

multiple versions available to accommodate attachment locations

Uprights and supports are manufactured from true aircraft-grade aluminum - 6063-T-832. Wall thickness is .065". Tubing is drawn for extra strength and dimensional accuracy. As a result, the aluminum achieves a Webster hardness of 15.



Contact us for curtain prices.
Prism Velour curtains are now
available for stands.



SCREW-IN BASES

Space-saving screw-in bases have no pins or nipples to interfere with nesting. Each base has four dimples, one in each corner, which guarantees

a perfect fit when nested. The 1" NPS threaded holes have a funnel lip to speed set-up.

cat#	size	upright height	price
PD B11	11" x 11"	3'	\$22.39
PD B15	15" x 15"	8'	\$32.19
PD B24	24" x 24"	over 8'	\$78.39



CURTAIN HAMPER

Store your curtains where they can "breathe" and are protected. White canvas hampers are equipped with 3" swivel casters and plywood tops. Available with lock rod or snap and chain. Please specify when ordering.



HAMPER 12

12 bushel - 36" x 26" x 27.5" \$396.00

HAMPER 16

16 bushel - 40" x 28" x 30" \$445.00

HAMPER 20

20 bushel - 44" x 32" x 33" \$462.00

HAMPER 20 S4

20 bushel - 44" x 32" x 33" with 4" casters \$490.00

HAMPER SP 24

24 bushel - 54" x 34" x 30" with 3" casters \$610.00

Call for other sizes and options.

Please note: hampers ship via common carrier without their lids attached.

Littlite is "The Original" console light used in the entertainment technology field for decades. Littlites are compatible with all major sound and lighting consoles with a dedicated, 12-Volt task light connector. Littlites cannot be powered from 48 Volt phantom power! Littlite offers gooseneck lights with BNC, TNC, straight and right angle XLR connectors in three and four pin configurations.

NOTE: Please check your owner's manual for power compatibility (Voltage and Amperage draw) before connecting a task light to your console.

Other varieties (including Halogen lamps) are also available. Please visit www.littlite.com to view all available styles.



Syracuse Scenery stocks Ben Nye kits and popular makeup items. A wide range of Ben Nye products are in stock for prompt shipment.



The flexible gooseneck lamp with versatility and style, Littlites are available from Syracuse Scenery. With their sleek, unobtrusive look, Littlites complement any decor. They are ideally suited to any task involving accurate, close or detail work.




Kee Klamp pipe fittings and other specialty hardware are available from Syracuse Scenery.



DA-LITE screens, motorized Senior Electrol, Lace & Grommet and others are available by special order.




Peak Trading is a Syracuse Scenery supplier for specialty rigging hardware items. Many Peak Trading items are in stock, others are available by special order.



The full line of Strand products - dimming equipment, fixtures, studio equipment and repair parts are available from Syracuse Scenery.



Apollo patterns in Standard Metal, Super Resolution Glass, One Color & Two Color Glass, ColourScenic Glass, Dichroics and Crushed & Enhanced Dichroics are available by special order. Catalog is available.




H&H stage rigging components and installed counterweight stage rigging systems are available from Syracuse Scenery.



Syracuse Scenery is pleased to offer IWEISS manual counterweight and motorized rigging equipment for its installed projects.



Syracuse Scenery offers the full line of Mehron make up items. Some of these items are included in our Compact Catalog. Additional items are available from our extensive inventory or are available by special order.



Syracuse Scenery offers the full line of The Light Source's cool, innovative products including the Mega-clamp and other clamps and specialty tools.




Chauvet is a major innovator, developer and manufacturer of lighting and control systems. Chauvet's innovative professional lighting fixtures for production, touring, and permanent installations are available from Syracuse Scenery, including the NEW Chauvet Professional COLORado Batten Q15.

Unique Lighting Accessories

Product Catalog 2019



City Theatrical's unique lighting accessories are available from Syracuse Scenery.



Gerriets projection screens, dance floors, specialty muslins and gauzes, other specialty fabrics and unusual and useful scenic fabrics are available.



Altman Lighting is celebrating nearly 70 years of American made entertainment lighting. Syracuse Scenery is very proud to have been a dealer for Altman Lighting for most, if not all of those 70 years.




179 Fortis Dr. Dunsmuir, CA 95936
916-949-9770 Fax 916-949-3748
www.ssrcinc.com

SSRC is a manufacturer of quality electrical distribution equipment including connector strips, outlet boxes, and custom electrical distribution devices. They are available from Syracuse Scenery.




Syracuse Scenery is pleased to offer premium Thern Stage Equipment, made in the United States. Thern offers a complete line of motorized hoists and manual counterweight equipment.



USA manufactured hardware from Chicago Hardware and Fixture Company is incorporated into Syracuse Scenery installed projects and is also available for purchase.




Elation offers a complete toolbox of conventional and intelligent LED lighting, video, and atmospheric effect products specifically designed for the Theatrical and Concert Stage and other performance venues.



Syracuse Scenery stocks 107" seamless paper in a variety of colors. Other BD products are available by special order.



Chroma-Q's award-winning entertainment and architectural lighting products have been setting new standards of performance for a huge range of leading lighting designers, specifiers, rental and production companies, venues, shows and events worldwide.



Syracuse Scenery is a full line dealer for LEX Products, including portable distribution boxes, feeder cable and multi-cable assemblies. LEX Products offers solutions that are long lasting and easy to deploy.



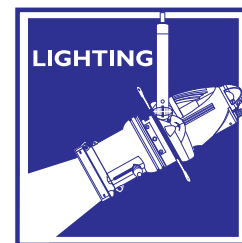
LIGHTING

Shown in this catalog is a wide range of the equipment available from Syracuse Scenery. But, of course, much more is available. Due to ongoing pricing changes and manufacturers' rules for publishing prices, many of the items shown do not display pricing. Please contact us for pricing, discounts, availability and consultation for all of your lighting needs.



NEO

CONSOLES



Strand

The NEO lighting control console allows the ability to seize light; to grab, move, change position, color, and motivate the lighting design simply and effectively.

- Icons/Shutter controls represented graphically on display
- Floating windows allow operator to configure their views
- "Time Line" features that allow drag and drop to create sequences
- Show is secured on a "Mission Critical" grade SQL server
- Reduced boot time
- Individually controlled back lit keys
- Motorized faders
- Pixel mapping and media playback
- 4 DMX Universes standard (upgrades available)

The NEO Compact 10 Console is a powerful, full-featured lighting console in a small form-factor. The console can be used anywhere that's on the go, or installed in an equipment rack with option rack mount kit.

- Full-featured operating system & Robust processing power
- 4 DMX Universes (upgradable to 10 universes of output)



NEO COMPACT 10



ION XE



The Ion Xe is the compact workhorse of the Eos® family. Ion Xe can integrate into a system with all other Eos family products (except Element).

- Features same backlit keyboard layout & full-feature software as its bigger siblings
- 4 DMX Universes standard (upgrades available)
- Available in either 2,048 or 12, 288 outputs
- Provides support for up to two external monitors
- Master playback faders can be supplemented with variety of options

Element 2 brings the fundamentals of lighting control to the forefront while allowing access to a wealth of advanced control features below the surface.

- 2 DMX Universes standard (upgrades available)
- Record cues/fade times into cue list for playback
- Customizable Magic Sheets that can be used to control your rig from a touchscreen monitor

ELEMENT 2



QUICKQ 20

ChamSys

The QuickQ 20 is the perfect choice for control of dimmer, LED colour mixing, and moving light fixtures. The console can automatically detect and patch RDM compliant fixtures and features in-built WIFI capabilities.

- 9.7 inch touch screen utilizing smart phone like interface
- 2 DMX Universes standard (upgrades available)
- Has free to download offline programming software available

624 SERIES TWO SCENE MEMORY CONSOLE

- Two scene preset mode
- Bump buttons with Add and Solo modes
- Chase memory
- DMX or analog output options available



The Cognito² console is at home in small to medium size venues. With hands-on control of features traditionally reserved for much larger or "professional-class" desks, Cognito² makes easy use of advanced features with an unlimited number of simultaneous fades and effects.

- Up to 1024 channel outputs directly from console
- Two playbacks, each with intensity fader, Go, and Pause buttons
- Free downloadable off-line editor available

Pathway
Connectivity Solutions

FLIGHT CASES are available

Leprecon
Lighting for Professionals



COGNITO²



DIMMING SYSTEMS

Installation Systems

Designed to interface directly with modern-day Ethernet control systems, C21 Racks, which are equipped with a universal processor, have an integrated 4 port Ethernet switch for simplicity. Accompanied with Ethernet control, a wide range of traditional inputs are also available.

Racks include switched, power through, SCR, IGBT and constant power modules with a range of power levels that may be combined to meet the demands of any system.

- Two DMX512 inputs standard
- Available in two rack sizes (24 or 48-modules)
- Universal processor for 120V and 230V systems
- Dual processor option with full tracking back-up available
- Integrated Vision.net architectural control



C21 DIMMING SYSTEM

A21 DIMMING CABINETS



A21 dimmings systems are designed to be flexible and can be tailored to the varying needs of architectural or entertainment applications. The system is based on three basic elements:

- A21 Dimming Cabinet: pre-wired enclosure that contains the power modules, a control processor module, internal wiring and load, supply and control terminations (cabinet sizes available for 3, 6, or 9 power modules)
- A21 Power Modules: dual and quad power modules are available for dimming incandescent, tungsten, LED, low voltage, neon, and cold cathode loads
- A21 Processor Module: provides power and flexibility for the system. Using the digital processing techniques for accuracy and reliability, the processor provides the control signals for the power modules.

Portable Systems

R21 S21 RACEWAY DIMMER STRIP



Ideal for smaller systems, R21 S21 RACEWAY DIMMER STRIP is ideal for smaller systems and may be used in schools, churches or any facility that does not have space for conventional dimmer racks. Easy to install and use.

- Fully digital powered raceway
- DMX512 I/O
- Remote processor option provides support for up to 96 dimmers
- Wide range of load connector options. Integrates with Strand C21 and A21 Dimmers

LIGHTPACK



The Strand LIGHTPACK individual dimmers provide the ultimate control in flexibility in a small, compact unit. Lightpack dimmers can be placed anywhere, allowing you to have a dimmer right at your light source wherever and whenever you need it.

- DMX512 I/O
- 1200W dimmers for 120V or 230V applications
- Full short-circuit, thermal and overload protection
- Integrates with all Strand Dimming Systems

ULD SERIES TREE MOUNT DIMMERS



Dimmers have 25 amp SSR's, illuminated magnetic circuit breakers, over volt/over temp protection, and fully encapsulated chokes that ensure quiet operation.

Through the display-based menu system, each channel can be defined as either a non-dim, fluorescent or fixed intensity level.

ULD 360 Tree-Mount Dimmers

- 6 channel dimmer, stage pin, DMX-512 (M/F) 5 pin XLR, 1800 watts per channel, 1800 watts maximum pack total, single edison cord power input
- 6 channel dimmer, stage pin, DMX-512 (M/F) 5 pin XLR, 1800 watts per channel, 3600 watts maximum pack total, two edison cord power input

ULD 340 Tree-Mount Dimmers

- 4 channel dimmer, stage pin, DMX-512 (M/F) 5 pin XLR, 1800 watts per channel, 1800 watts maximum pack total, single edison cord power input
- 4 channel dimmer, stage pin, DMX-512 (M/F) 5 pin XLR, 1800 watts per channel, 3600 watts maximum pack total, two edison cord power input

WATSON

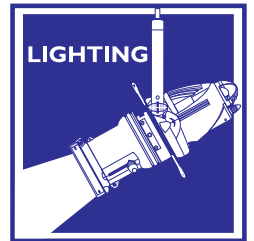


A complete solution for delivering Power and DMX data to LED and automated fixtures. Using one DMX control channel or simply sensing DMX data, Watson turns electronic fixtures off when they are not in use.

- Saves energy
- Extends fixture life
- Protects electronics from power surges
- Lowers installation cost



Other consoles and dimming systems available from:



VARI*LITE

VL1100 LED: The new VL1100 LED delivers high quality light and consistent color reproduction, the lighting designer's first true alternative to traditional tungsten source in a moving head fixture. A perfect 'tungsten' color shift and an innovative hybrid cooling system smoothly optimize the balance between light output and noise.

- Tungsten red shift emulation during dimming
- Color reproduction consistent with existing VL1100
- Continuously variable zoom range 19°-36°: super zoom angles to 70°

VL1100 LEDHP: The lighting designer's first true alternative to traditional Arc source in a moving head fixture. Unique LED engine delivering high CRI output and dimming with a consistent colour temperature throughout the curve. Innovative hybrid cooling system optimises the balance between light output and noise.

- Consistent color temperature throughout dimming curve
- User definable control of output/noise ratio
- Continuously variable zoom range 19° to 36°, super zoom angles to 70°

VL1100 TUNGSTEN: All models of the VL1100 luminaire have a new 50 kHz. drive system that quiets the operation of all two-phase motors in the fixtures during movement and while in static positions. They also have new, three-phase, ultra quiet stepper motors that provide a smooth, timed continuous pan and tilt motion.

- Wide zoom range continuously variable field angle in imaging range from 19° to 36°, super zoom angles to 70°
- CMY color mixing system
- Rotating gobo wheel 5 + open

VL1100 SERIES



A full system lighting solution with dedicated Spot, Wash and Profile fixtures, the VL2600 range combines Vari-Lite quality and performance with the latest LED technology, all engineered to deliver the best possible package to the mid-sized show lighting segment.

VL2600 SERIES



VL2600 PROFILE: offers a broader choice of saturated colors while maintaining the familiar Vari-Lite color palette from the CMY color system with variable CTO adjustment. Effects features include Iris, two gobo wheels, one fixed color wheel, prism and variable frost. Compact, lightweight, fast and accurate, the VL2600 PROFILE is engineered to be easy to use, prep and maintain.

- Wide zoom range – 7° to <48°
- Beam shaping- Four blade framing system

VL2600 SPOT: offers a broad choice of saturated colors using a CMY color system and variable CTO adjustment. The fixture offers a wide range of effects, including include Iris, two rotating gobo wheels and one fixed, plus additional color wheel, prism and variable frost.

- Fixed color wheel (7+ open)
- High contrast ratio
-

VL2600 WASH: The VL2600 WASH includes an internal, beam-shaping framing system and has an adjustable beam edge feature (PC or Fresnel). It also offers a broader choice of saturated colors whilst maintaining the familiar Vari-Lite color palette from a CMY color system with variable CTO adjustment, plus a 7-color fixed wheel.

- High output- 22,000 lumens
- Wide zoom range – 12° to 63°



This 500W/650W-equivalent profile LED light engine is perfect for small to medium theatres, houses of worship, and education environments, and offers exceptional output with consistent color mixing to the Acclaim LED Zoomspot for applications where a longer throw or wider spread is needed. For applications where a low trim height is a challenge, the adjustable yoke allows the fixture to be positioned closer to the suspension point to give more headroom.

- 500W/650W-equivalent LED profile engine from Strand
- Custom LED light source and RGBL color mixing system
- Integrated manual focus
- Four-blade manual shutter system
- Optional angle-adjusting size B metal gobo holder



**ACCLAIM LED
PLE**

VL800 EVENT PAR



The VL800 EVENTPAR is an LED retro-style event PAR perfect for a modern replacement of classic tungsten PAR fixtures. Designed to bring back the vintage stylings of the original lamps and PAR cans but built with the DNA of Vari-Lite, the VL800 EVENTPAR will be available in both RGBA and warm white (WW) varieties, with output and color

reminiscent of tungsten PAR 64 lamps. To meet the needs of any installation or event, the VL800 EVENTPAR is available in black, white, bronze, or polished aluminum.

VARI-LITE

VL800 PRO PAR



The Vari-Lite VL800 PROPAR is an advanced LED event PAR fixture that has the DNA of Vari-Lite built in. This high output fixture includes a quiet running motorized zoom and is a cost-effective solution that looks and feels like the professional luminaire you'd expect from Vari-Lite. The VL800 PROPAR offers full RGBW color mixing and has gel-matched color presets to deliver the same visual results customers are accustomed to using, as well as multi-mode fan control for use in quiet environments.

- 7 x 30W
- 6° - 40° angle
- 44 preset colors



AURORA LED STRIP

The Strand Aurora LED Strip is a high output theatrical strip luminaire that provides rich color mixing for multiple applications around the performance stage, including set piece illumination, graze / cyc lighting, foot lighting, and more. The Strand Aurora LED is suitable for theatres, houses of worship, and TV and film studios. The RGBALC (Red, Green, Blue, Amber, Lime & Cyan) color mixing system on the Aurora LED offers a wide mixable color spectrum, but it can be easily controlled with traditional CYM controls using the SmartColor Control system.



LED STRIP 12

LED STRIP 4

- Multichromatic Light Engine RGBALC LED
- 4 X 30W
- 5,300 lumen output
- 13" linear fixture
- 22° Zoom Range

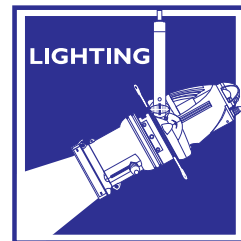
- Multichromatic Light Engine RGBALC
- 12 X 30W
- 1,340 Standard Lumens
- 38.1" linear fixture
- 22° Zoom Range

Every aspect of the luminaire has been designed with performance in mind. The VL4000 SPOT boasts 33,000 lumens and features a quiet Studio mode outputting 25,000 lumens. High resolution optics ensure remarkable center-to-edge focusing and an unprecedented contrast ratio.

- Zoom range from 9° to 47°
- 5:1 zoom optics system
- Two gobo wheels

VL4000 SPOT





OVATION E-910FC

Ovation E-910FC is a high-performance ERS-style fixture with full RGBA-Lime color mixing and Color Temperature presets of 2800 to 6500 K that match the output of a tungsten source to perfection. Control options include full 16-bit dimming (per color and master), selectable PWM, RDM and onboard dimming curve selection. Also accessible is the Virtual Color Wheel which matches popular gel colors. Lens tubes sold separately.



OVATION P-56FC

Ovation P-56FC is a compact, virtually silent par that produces a homogenized, single-source, flat and even field of light with high CRI. The bright unit utilizes the same advanced full color-mixing RGBAL LED system found in the popular Ovation E-910FC ellipsoidal to produce subtle pastels to punchy saturates and nearly any temperature of white. Interchangeable lens plates are included for medium and wide beam angles and the unit accepts standard 7.5" beam shaping accessories. Ideal for theatrical and studio applications, the virtually silent par features extremely smooth 16-bit dimming, as well as RDM and PWM for ease of set-up.



OVATION B-565FC

Ovation B-565FC boasts groundbreaking features such as an RGBA-Lime color system and the incorporation of RDM, Art-Net™ and sACN plus standard DMX for programming and networking options. This little powerhouse not only makes a great batten-style light, but is also a tremendous standard wash. A holographic filter is included and locks into place so the fixture can be used in any orientation with no worry about the filter sliding out of set-up.

ALSO IN THE OVATION LINE:

CYC 1 FC: an incredibly sleek, discreet, and light weight CYC that delivers a wide, smooth field of light with significant reach. Completely convection cooled, the unit is ideal for applications where silent operation is critical.

F-415FC: a 6" Fresnel style fixture that features our advanced RGBAL LED system. The unit projects a bright, beautifully soft field of light from subtle pastels to punchy saturates, and nearly any temperature of white.



COLORADO 1 QUAD ZOOM

COLORado 1-Quad Zoom is an excellent indoor/outdoor wash light with seven Osram RGBW LEDs delivering big time power from a compact, yet solid housing. It maintains its IP65 rating with IP rated DMX cables, but standard 5-pin XLR DMX cables work perfectly for indoor use. A 13° to 45° zoom gives you ample control over the beam, and selectable dimming curves facilitate the integration of the fixtures into an existing rig. Center pixel control provides even more dynamic effects with full 16-bit dimming. Outdoor rated power and data connectors allow for easy connections without proprietary cabling.



COLORADO 2 QUAD ZOOM

COLORado 2-Quad Zoom is a solid indoor/outdoor wash light featuring 14 bright quad-colored Osram (RGBW) LEDs and a 14° to 44° zoom. Selectable dimming curves facilitate its integration into an existing rig. This excellent LED wash light maintains its IP65 rating with IP rated DMX cables, but standard 5-pin XLR DMX cables work perfectly for indoor use. IP rated power and data connectors allow for easy connections without the need for proprietary cabling.





SOURCE 4 JUNIOR

The power of Source Four® in a compact and economical size! The smaller-scale Source Four Jr™ uses the same technology that made the standard Source Four famous. That means unsurpassed imaging and beam quality.

Features

- Faceted dichroic reflector removes 90% of IR heat from beam
- Rugged die cast aluminum construction
- Super-efficient HPL lamp, rated up to 575
- Interchangeable lens assemblies
- Rotating barrel ± 25%
- Two-plane stainless-steel shutter blade assembly
- Tool-free lamp adjustment
- Accepts M-size gobos and drop-in iris
- Supports Dimmer Doubling™
- UL and cUL Listed

Spotlights are supplied with color frame, power cable with bare leads, and c-clamp.

cat#	description	price
ETC S4 JR 26	26 Degree	\$337.20
ETC S4 JR 36	36 Degree	\$337.20
ETC S4 JR 50	50 Degree	\$337.20
ETC S4 JRZ	Zoom 25-50 Degree	\$416.40



PAR EA

Source Four® PARs™ offer power, elegance and efficiency with a rugged die-cast aluminum construction and acclaimed Source Four optical technology. The Source Four PARs deliver a smooth even field, and at 575 watts are comparable to 1000 watt PAR64s -- while saving 40% on energy.

PAR EA features:

- Rated up to 750 W
- EA (Enhanced Aluminum) reflector
- Super-efficient HPL lamp
- Supplied with medium flood lens (*Additional lenses and lens sets sold separately.*)
- Die-cast faceted reflector
- Die-cast aluminum construction
- Supports Dimmer Doubling™

ETC PAR \$249.60

PARNel features:

- Rated up to 750 W
- Enhanced Aluminum reflector
- Super-efficient HPL lamp
- 25° - 45° variable field focus
- Easy spot to flood adjustment knob
- Die-cast faceted reflector
- Die-cast aluminum construction
- Supports Dimmer Doubling™

ETC PARNEL \$352.80



PARNel

ETC SOURCE 4WRDII

LED RETROFIT KIT



With a full family of options available, you can retrofit existing Source Four incandescent fixtures, or add to your inventory knowing that you're gaining some of the best white light LED technology on the market.

All Source 4WRD fixtures are available in both warm and cool white arrays

ETC S4WRD	LED Retrofit Kit 3200K 80 CRI	\$566.00
ETC S4WRD G	LED Retrofit Kit 3200K 90 CRI	\$610.80
ETC S4WRD D	LED Retrofit Kit 5900K 90CRI	\$610.80

The ColorSource CYC is dedicated to a single purpose: creating beautiful, smooth washes of light on a cyclorama or wall. And it delivers! Its compact, fan-free design features a unique five-color mix of red, green, blue, indigo, and lime, giving an incredible range of colors at an affordable price. Gone are the days of endless tinkering to get decent lighting on the cyclorama. ColorSource CYC is pre-focused. Simply set the fixture on the deck or hang it level and you're done! ColorSource CYC fixtures work as a system to create an even, smooth wash by blending not only with their neighbor but their neighbor's neighbor.

COLORSOURCE CYC



COLORSOURCE PAR



The extremely lightweight ColorSource PAR outputs bright, beautiful light, is easy to use with or without a lighting desk and lives up to ETC's high standards for quality.

COLORSOURCE SPOT



ColorSource Spot outputs bright, beautiful light, is easy to use with or without a lighting desk, and lives up to ETC's high standards for quality.

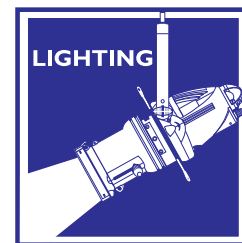
ColorSource luminaires are factory-calibrated to ensure consistency. Their four-color mixing system offers bright, vibrant colors, and perfectly-mixed pastels. The thermal management algorithms built into every ColorSource fixture ensure that the colors you choose in rehearsal are the colors you get during the show.



COLOR ONE 100X

The next generation of the Chroma-Q® Color One family is here: the Color One 100X™ LED PAR! The 100X's custom optical design and fully homogenised output delivers a powerful, smooth, uniform and defined 19° beam, with outstanding colour blending across the spectrum and no unsightly colour separation shadows. RGBA emitters deliver outstanding colours across the spectrum - including deep-cold blues, red-hot lava looks and super-soft pastels, as well as a complete range of whites ---all from ONE source. Utilising core LED technology from the Chroma-Q®

premium performance lighting range, the multi-purpose fixture is ideal for a wide range of applications and provides a powerful, creative lighting tool.



Inspire™ House Lights Series



Inspire Mini™ RGBW

The new Chroma-Q® Inspire Mini™ LED house light is a powerful and compact, multi-purpose creative lighting tool that compliments the award-winning Inspire™ fixture.

- Beam Angles: 65°
- Lumen Output: 3,010 lm
- Power Consumption: 70W



Inspire™ RGBW

The new Chroma-Q® Inspire™ LED house light is a powerful multi-purpose creative lighting tool that utilises some of the innovative core technologies found in the incredibly popular Chroma-Q® Color Force™ range.

- Beam Angles: 32°, 42°, 65°
- Lumen Output: 4,390 lm
- Power Consumption: 100W



Inspire XT™

Including all the features of the Inspire™ & Inspire Mini™ with twice the output, the Inspire XT™ LED house light is ideal for situations that require the same high quality white and coloured lighting with even more output.

- Beam Angles: 32°, 42°, 65°
- Lumen Output: 9,500 lm
- Power Consumption: 135W



Color Force II™ 12

Power Across the Spectrum

CQ CF II 12

\$1,260.00

The Color Force 12 is a truly multi-purpose LED fixture that is suitable for numerous entertainment lighting disciplines. The unit provides power across the spectrum, from deep cold blues to red hot lava looks all from a single fixture. At only 300mm / 1ft long, the unit is ideal for floor, wall, or truss mounting. It also provides a massive output of 2,400 lumens, easily washing up to 8m / 26ft with smooth, theatrical grade dimming. A choice of batten lengths are also available.

Color Force II™ 48

CQ CF II 48


\$4,162.50

Color Force II™ 72

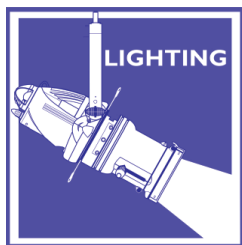
CQ CF II 72

\$4,770.00

Mighty Output LED Batten



The Color Force LED batten range is a brute of a light. The super bright fixture easily washes up to 8m / 26 feet. In addition, the advanced ColorSure™ RGBA color and control management technologies together produce a radically increased color palette, enhanced color consistence, a high CRI of 92 and theatrical grade dimming, all in the same fixture. The range also includes a multi-purpose version.



ELP CL

Martin ELP CL (Color) LED ellipsoid fixtures deliver class-leading luminance, output and great color mixing from pastels to saturated colors. Ergonomic Danish engineering offers advances in lighting functionality that include the easy-to-use gear-based Fine Focus—an industry first—and on-board Fast Focus, which allows focusing of the fixture without the need of DMX data.

- 16-bit dimming with 4 selectable curves
- 26 color presets that match industry-standard color filters
- Four available Martin fixed lens tubes (19°, 26°, 36° and 50° beam angles) and two available Martin zoom lens tubes (15–30° and 25–50° beam angles)



RUSH PAR 2 RGBW ZOOM

The RUSH PAR 2 RGBW Zoom is a bright single-lens LED PAR Can with fully premixed color from 12 RGBW LEDs and a spectacular 10 – 60 ° zoom.

- Electronic dimming and strobe
- Temperature-controlled fan cooling
- Flexible bracket – floor or truss-mounted
- 5-pin XLR



RUSH BATTEN 1 HEX

The RUSH BATTEN 1 HEX is an ultra-bright 12-cell batten color + UV wash fixture with full pixel control. Featuring 12 watt RGBAW+UV 6-in-1 LEDs, the RUSH BATTEN 1 HEX can providing intense light for color, white, or blacklight applications. A removable diffuser/ lens increases the beam angle from 25° to 32°. The LED source and rugged, lightweight construction make it ideal for live shows, TV events, stage, concerts, and nightclubs.

- Full pixel control of individual LEDs
- Electronic dimming and strobe



MAC AURA

The MAC Aura is an award-winning wash light that lighting designers have turned to the world over due to its versatility as a powerful beam and wash luminaire of the highest caliber. The result of out-of-the-box creative thinking, it is the first LED moving head wash light to combine multicolor beam LEDs with a backlight LED array that takes the

synthetic look out of LED wash lights.

- Single-lens wash with fully premixed color
- Broad color palette, RGBW color mixing
- 11 to 58° zoom



MAC QUANTUM PROFILE

This extremely bright LED profile fixture combines top quality white light with a fast, smooth CMY color mixing system and crisp gobo projection on surfaces as well as mid-air.

- First real alternative to a 700/800 watt HID fixture
- Full feature set including CMY color mixing and 1:3 zoom



SULLY 305L



Providing a multi-faceted solution in a compact package, Sully 305L luminaire combines a high-quality 115W white LED source with a single 150mm/6" Fresnel lens, which can be easily changed for a Pebble Convex lens. It is especially valuable in multi-purpose venues and rental companies where the interchangeable lens can be put to full use. With uniform light and premium color rendering, Sully will easily substitute 1000W tungsten models. It is an affordable and lightweight unit with no compromise on build quality and overall performance.

SULLY 650SX SERIES



The Sully 650SX Series is a variable zoom profile range featuring a high-quality 115W white LED source available in two color temperatures that delivers a first-class white light and high light output that far exceeds 1000W tungsten luminaires in warm white or in cool white equipped with CTD filter. It is equally happy on stage, overhead, on side booms or prosceniums, in opera houses, theatres, and studios.

ARTISTE

Artiste DaVinci™: features a 270W LED engine, over 12,000 total lumens, 6° to 48° zoom, full CMY color mixing and linear CTO color correction, 7 dichroic colors including

CTB and Violet, 6 rotating glass and 9 static-stamped metal interchangeable gobos, 3-facet and linear rotating prisms, frost filter, full 360° bi-directional animation wheel, motorized iris, focus, and auto-focus.

Artiste Picasso™: features a 620W LED engine, over 23,000 total lumen output, 7° to 55° zoom, a full CMY color mixing system, linear CTO color correction, 6 dichroic colors, 7 rotating/indexing glass and 7 static-stamped metal interchangeable gobos, 4 rotating full blackout framing blades with +/- 45° individual blade rotation, full 360° bi-directional animation wheel, 4-facet and linear rotating prisms and 2 frost filters, internal color, framing, prism, and frost.

Artiste Van Gogh™: a compact powerful framing Wash fixture with outstanding light quality. It is an ideal partner to the Profile fixtures in Elation's Artiste fixture range. It features a 380W 6,500K LED engine, a 16bit CMY color system with a seamless CTO filter, a seven position color wheel is provided for additional effects and includes a dedicated UV filter. A 4 blade barn door system with its wide zoom range and included interchangeable PC or Fresnel lens options.

Artiste Monet™: an extremely bright fully featured LED Profile fixture offering a wide color mixing gamut through its variable SpectraColor engine. 950W 6,500K LED engine, 6.8° to 55° zoom, full blackout framing array, 7 rotating and 7 fixed interchangeable glass gobos, full animation wheel, dual prism.

Artiste Rembrandt™: an extremely bright, full-featured LED Wash fixture offering a wide color-mixing gamut through its variable SpectraColor engine. 950W 6,500K LED engine, 11° to 55° zoom, offering up to 51,000 lumens full-blackout framing system with two independent animation wheels allow for directional motion, including overlapping and counter-rotating motion effects that are unique to the fixture.

Artiste Mondrian™: an extremely bright, full-featured LED profile FX fixture offering high center intensity, narrow-beam angles and a wide color-mixing gamut through its variable SpectraColor engine. Features up to 51,000 lumens from its efficient 950W 6,500K LED engine, 3° to 45° zoom, full-blackout framing array.

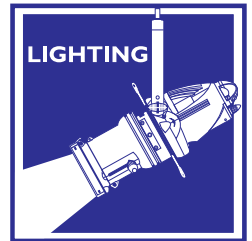
The ARENA ZOOM Q7IP™ is an IP65 outdoor rated par fixture featuring (7) 30W Osram™ QUAD-Color RGBW LEDs, 7° to 40° motorized zoom, smooth color mixing, 38 color macros and variable speed macro effects, RGB white balance calibration, variable 3,200-10,000K color temperatures, selectable dimming curve effects, adjustable LED refresh rate and gamma brightness for flicker free operation for TV and FILM, DMX and RDM (remote device management) protocol support, IP rated 5pin DMX and powerCON TRUE1 power in/out connections, 4 Button 180° Reversible OLED Menu Control Display, integrated dual rigging yoke/floor stand, a durable die-cast housing, multiple unit power linkable, and a multi-voltage universal auto switching power supply (100-240v).

FEATURES

IP65 Outdoor Rated Par Wash Luminaire
(7) 30W Osram™ Quad-Color RGBW LED's
7° to 40° Motorized Zoom
38 Color Macros and Variable Speed Macro Effects
Dual Rigging Yoke / Floor Stand
Flicker Free Operation for Broadcast TV and FILM



ARTISTE DAVINCI



FUZE PAR Z175

The FUZE PAR Z175™ is a single source par with zoom. Featuring a 175W RGBW COB LED engine, 8° to 35° motorized zoom, an advanced cooling system, smooth RGBW color mixing, 64 color presets and 14 unique color macros, electronic strobe and 16-bit variable dimming curve modes, flicker free operation for TV and FILM, 3/5pin DMX and Locking Power Cable in/out connections, (4) button LCD control display panel, integrated dual rigging yokes, and a multi-voltage universal auto switching power supply (100-240v). Gel frame and barn doors included.

FEATURES

175W RGBW COB LED engine
8° to 35° motorized zoom
64 color presets and 14 unique color macros



ARENA ZOOM Q7IP



ELA ARENA ZOOM Q7IP
\$1,360.00

SEVEN PAR 7IP



ELA SEVEN PAR 7IP
\$640.00

SEVEN PAR 7IP
SKU# SEV001

Specifications Sheet DMX Traits
The SEVEN PAR 7IP™ is an IP65 outdoor rated seven color par wash luminaire with (7) 25W 7-in-1 RGBAW + Lime + UV LEDs (Red, Green, Blue, White, Amber, Lime, and a 395nm UV) producing 3,600 total output lumens and 90CRI. Features include individual hue, saturation, and intensity control, RGB + seven color 3 channel DMX mode, 17° beam and 33° field angles, smooth color mixing, 12 internal programs with speed and fade control, 64 unique 7-color macros, selectable dimming curve modes, adjustable LED refresh rate and gamma brightness for flicker free operation for TV and FILM, DMX and RDM (Remote Device Management) protocol support, IP65 rated 5pin DMX and power in/out connections, dual adjustable yoke / floor stand, multiple unit power linking, OLED menu display with a 4-button control panel, a multi-voltage universal auto switching power supply (100-240v), and a rugged powder coated die-cast aluminum exterior. Gel frame and gel frame holder included, optional 4-leaf barn door available.



SEVEN BATTEN™ SERIES

SEVEN Batten 14™
(pictured)

ELA SEVEN BAT 14

\$1,120.00

SEVEN Batten 42™

ELA SEVEN BAT 42

\$2,332.00

SEVEN Batten 72™

ELA SEVEN 72

\$3,352.00



The SEVEN Batten 14™ is a seven color 1.2 foot long batten wash luminaire with (12) 25W 7-in-1 RGBAW + Lime + UV (395nm) LEDs. Features include individual hue, saturation, and intensity control, special RGB SEVEN 3 channel mode (RGB + dynamic white, amber, lime, and UV), 2 pixel mapping zones with pixel flip mode, smooth color mixing, 12 internal programs with speed and fade control, 64 unique 7-color macros, selectable dimming curve modes, adjustable LED refresh rate and gamma brightness for flicker free operation for TV and FILM, DMX Art-Net, Kling-Net, and RDM (Remote Device Management) protocol support, 3/5pin DMX, RJ45 etherCON, and power in/out connections, a 220° manual tilt adjustable mounting bracket, OLED menu display with a 4-button control panel, a multi-voltage universal auto switching power supply (100-240v), a rugged powder coated die-cast aluminum exterior, and an integrated gel / frost filter slot.

SEVEN Batten 14™

(12) Total LEDs

SEVEN Batten 42™

(36) Total LEDs

SEVEN Batten 72™

(60) Total LEDs

FEATURES

Individual Hue, Saturation, and Intensity Control
Special RGB SEVEN 3 Channel Mode (RGB + Dynamic White, Amber, Lime, UV)
Pixel Mapping Zones with Pixel Flip Mode
Smooth Color Mixing, Internal Programs with Speed and Fade Control
64 Unique 7-Color Macros
Selectable 16-bit Dimming Curve Modes
Adjustable LED Refresh Rate + Gamma Brightness
Flicker Free Operation for TV and FILM
Art-Net, Kling-Net, and RDM Protocol Support
220° Manual Tilt Adjustable Mounting Brackets
Rugged Powder Coated Die-Cast Aluminum Exterior
Integrated Gel / Frost Filter Slot

COLOUR 5 PROFILE™



The new Colour 5 Profile™ Ellipsoidal features a 180W RGBAM (Red, Green, Blue, Amber, Mint) LED engine, >94CRI, 4,100 total lumens (with 26° lens), with 19°, 26°, 36°, and 50° interchangeable lens options (sold separately), (4) blade manual framing shutters, supports B size metal or HT transparency gobos, manual focus, DMX controlled electronic strobe, dimming, and dimming curves, flicker free operation for TV and FILM, adjustable refresh frequency and gamma brightness, 5pin DMX and powerCON in/out connections, (4) button LCD control display panel, an integrated rigging yoke, quiet fan cooling, and a multi-voltage universal auto switching power supply (100-240v).

ELA E C5 P

\$1,600.00

FEATURES

- 180W RGBAM (Red/Green/Blue/Amber/Mint) LED Engine
- >94CRI 4,100 Total Lumens*
- Interchangeable Lens Options** 19°, 26°, 36°, 50°
- (4) Blade Manual Framing Shutters
- Supports B Size Metal or HT Transparency Gobos***
- Electronic Strobe and Variable Dimming Curves



- Flicker Free Operation for TV and FILM
- Adjustable Refresh Frequency and Gamma Brightness
- Quiet Fan Cooling
(*with 26° lens) (**sold separately)(***gobos and holder not included)

SIXBAR 500



ELA SIXBAR 500

\$560.00

The SIXBAR 500™ features (6) 12W 6-IN-1 RGBAW+UV LEDs, 100,000 average hour LED life, 30° beam angle, individual control of each LED, variable dimming curve modes, strobe and chase effects, a UV wavelength of 395nm, ArtNet, KlingNet and RDM (remote device management) protocol support, 3pin and 5pin DMX, powerCON, and RJ45 in/out connections, LCD menu display with 4 button control panel, integrated dual rigging brackets, multiple unit power linking, rugged die-cast aluminum exterior, frost filter and glare shield included, flicker free operation for TV and FILM, 93W max power consumption, and a multi-voltage universal auto switching power supply (110-240v).

FEATURES

30° Beam Angle
ArtNet and KlingNet Support
RDM - Remote Device Management
Individual LED Control
Variable Dimming Curve Modes
Multiple Unit Power Linking
Rugged Die-Cast Aluminum Exterior
Flicker Free Operation for TV and FILM
EFFECTS
Strobe and Chase Effects
Individual LED Control
Variable and Selectable Dimming Curves

ArtNet + KlingNET Protocol Support
RDM (Remote Device Management)
(2) etherCON Ports
3pin and 5pin DMX In/Out
powerCON Power In/Out

SIZE / WEIGHT

Length: 17.7" (450mm)
Width: 8.1" (206.4mm) *with included glare shield
Vertical Height: 6.1" (155mm)
Weight: 9.0 lbs. (4.1 kg)

CONTROL / CONNECTIONS

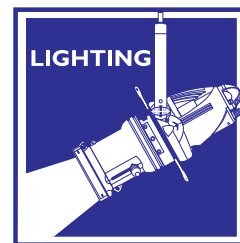
8 DMX Channel Modes (6 / 7 / 11 / 13 / 18 / 36 / 39 / 43)
4 Button Control Panel and LCD Menu Display

INCLUDED ITEMS

powerCON Cable
Frost Filter
Glare Shield

Retro-Classic: Our RETRO-Classic™ is the most customizable of the RETRO series. This is a 0-100% phase dimmable (forward and reverse) variable wattage LED 2700K-6500K 80-97 CRI engines. They are designed for older SCR, TRIAC, and IGBT dimmers systems but are compatible with newer dimmer systems. A direct replacement of existing lamps, the LED retrofit can be used in a wide range of applications or even new installations. Custom and standard mounting options are available for the RETRO-Classic™

RETRO-CLASSIC™



RETRO-FUSION™



The NEW RETRO-Fusion™ is the smallest profile version of the RETRO series. It offers all of the same reliability of the RETRO-Classic™ series in a smaller package. This is a 0-100% phase dimmable (forward and reverse) variable wattage LED 2700K-6500K 80-97 CRI engines. They are designed for older SCR, TRIAC, and IGBT dimmers systems but are compatible with newer dimmer systems. A direct replacement of existing lamps, the LED retrofit can be used in a wide range of applications or even new installations. Custom and standard mounting options are available for the RETRO-Fusion™.

RETRO-PASSIVE™



Retro-Passive: The RETRO-Passive® is our most silent option in our RETRO series.

It is a 0-100% phase dimmable (forward and reverse) variable wattage LED 2700K-5000K 80-97 CRI engine. They are designed for older SCR, TRIAC, and IGBT dimmers systems but are compatible with newer dimmer systems. A direct

replacement of existing lamps, this fanless

LED retrofit can be used in a wide range of applications or even new installations. They are offered in E26, E39, PAR56, and PAR64 bases, as well as custom sizes, mounts, and applications. When absolute silence is a must, RETRO-Passive® is perfect for you.

CANTOUSA
INNOVATIVE LIGHTING PRODUCTS

RETRO-HPL SERIES

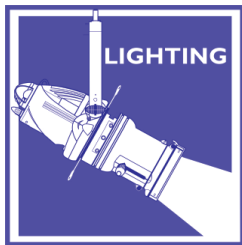


The RETRO-HPL Series is a CSA listed, Energy Star 2.0 retrofit kit that rapidly transforms existing incandescent fixtures into energy efficient LED fixtures. It is a direct replacement for existing Source 4 PARs in the marketplace, especially those used for house lights. This direct, non-destructive, and easy to install kit provides unparalleled dimming with its standard ease of use. The patented technology allows the fixture to smoothly dim from 0-100% utilizing existing dimming technology. Its LED technology creates even fields and delivers consistent color. The RETRO series delivers more light with more output than any other option on the market.

RETRO-PAR SERIES

The RETRO-PAR Series is a CSA listed, Energy Star 2.0 retrofit kit that rapidly transforms existing inefficient incandescent fixtures into energy efficient LED fixtures. The patented technology allows the fixture to smoothly dim from 0-100% utilizing existing dimming technology. Retrofit kits are available with a variety of options for both recessed and pendant style fixtures. Installation is as easy as changing a light bulb. The LED technology creates even fields and delivers consistent color. The RETRO series delivers more light than most incandescent bulbs it replaces with less watt load.






**Chalice LED
Down Light**

Spectra PAR

Altman Lighting's Spectra PAR now can be configured 4 different ways. Configured to suit your specific LED needs, the different choices allow for a range of colors, uses and solutions.

In the RGBW version, the Amber LED is replaced with a White one to offer better rendering of pastels and lighter colors and shades. The White LED also produces a smooth clean pure white color for those times you need it.

The RGBA unit has the very useful Red, Green, Blue, and Amber configuration. This combination lets you choose from a variety of bright and vibrant hues to work within your design.



RGBW

3K - 6K

There are those times when color is not your goal, but you do need white light and good coverage. The 3K-6K version lets you fade between 3,000°K to 6,000°K to help you match between the soft yellow light of a candle to the bright white light of the sun.

RGBA

WHITE

When the design calls for a good, solid and bright white light to illuminate and present a subject, Spectra PAR White fulfills the need. This fixture contains all White LEDs to give it the punch you are looking for.



**Spectra
Cube**

ALT PAR SPECTRA 100 \$1,544.80
ALT PAR SPECTRA 3K6K \$1,544.80

ALT PAR SPECTRA RGB \$1,544.80
ALT PAR SPECTRA PAR \$1,544.80



Also Available in Spectra Cyc Series:

Spectra Cyc UV 50
Spectra Cyc UV 100
Spectra Cyc 50
Spectra Cyc 200
Spectra Cyc 400



Spectra Cyc 100

The 5°, 10°, 19°, 26°, 36° and 50° fixed focus PHX LED Profile Spots are state of the art luminaries in function, style, and efficiency. These Profile Spots have been designed and engineered with a number of innovative details and features enhancing versatility and efficiency without sacrificing performance. The PHX LED is available in multiple LED choices: a 150w convection cooled (no fans) option and a long throw 250 watt version. Both versions offer RGBA, RGBW, 3000k and 5600k LED array options. Fully locking shutters and a 360° rotating barrel help keep the artistic part of your fixture's focus intact and easy to attain, and with virtually no light leak from the fixture itself, you won't have to worry about any extra light illuminating unwanted parts of the ceiling. The aesthetic appearance and ergonomically designed function controls only add to the appeal. All of these new and innovative options are what makes the PHXLED Profile Spot

ideal for theatres, special events, television studios, or wherever superior, energy efficient lighting performances are required.

FEATURES

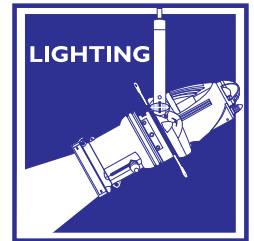
- 150w or 350w RGBA, RGBW, 3000K & 5600k LED Profile Spots available.
- 360 degree rotating barrel
- Locking shutter
- Completely enclosed accessory holder
- Heat resistant Plano-Convex Lensing
- Die cast aluminum and sheet metal fabrication
- Color frame and spring clip safety cable included
- Tool free interchangeable barrels
- 3 foot PowerCON® power cable included
- C-Clamp included with
- 26.45 lbs. (11.99 kgs.)
- ETL, cETL & CE listed.
- Lens tube included (except 5° & 10° lens)



**PHX LED PROFILE
FAMILY (PHX1 & PHX3)**

CONVENTIONAL THEATRE FIXTURES

Unless otherwise noted, fixtures include color frame and safety cable. Fixtures do not include C-clamp, lamps, or connector.



SPECTRA STRIP

200/400/600 Watt

LED Spectra Strip Linear Wash



The SPECTRA STRIP is a low profile 6' LED Linear Wash Luminaire with (12) compartments of 50w RGBA Color Mixing or 3000°K high CRI White Light LED Engines. Each compartment can

be individually filtered, lensed, or diffused using the dual filter slots provided per compartment. White light compartments are suitable for no color wash applications, as well as tinting the RGBA Light engines in a blended wash. Additionally, White Light compartments can be used with traditional color media.

Suitable for both Floor and Pipe mounted applications, the low-profile SPECTRA STRIP is a capable LED Replacement for traditional Theatrical Strip Lights, Foot Lights, and Borderlights.

Features:

- Color Mixing via Red, Green, Blue & Amber Luxeon Rebel LED's
- White Light via 3000°K high CRI Luxeon Rebel LED's for no color & tinting applications, as well as for use with standard color filters
- Dual-Slot accessory frame holders per compartment for use with lenses, diffusing, and color media
- Convection cooled without the use of fans
- Compatible with DMX and RDM protocols. DMX Address assignable via RDM or on-board push button display
- User selectable 8 and 16-Bit personalities for smooth fades from 0 to 100%
- Flicker-free "on camera" operation
- Preset Modes to emulate 3 and 4 Circuit traditional strip lights, as well as cell by cell control
- Low Profile fixture suitable for uplighting and footlight applications.
- On board multi-voltage power supply
- Available Black, White, and Silver paint finishes
- Weight: Approximately 48 lbs. (21.78kg)
- ETL & cETL pending for Indoor use
- Made in the USA

ALT C SPECTRA STR 2	\$2,580.80
ALT C SPECTRA STR 4	\$4,240.00
ALT C SPECTRA STR 6	\$5,808.00



FRESNELS

ALT F 65Q

6" Quartz Fresnel

\$189.60



ALT F 75Q

8" Quartz Fresnel

\$390.40



ALT F PEGASUS 6

6" Fresnel 130 Watt White LED

\$1,244.00



ALT F PEGASUS 8

8" Fresnel 130 Watt White LED

\$1,423.20



ALT STAR*PAR™

750 watt die-cast, with fully rotational lens holder. Includes interchangeable Very Narrow, Narrow, and Wide lenses.
\$260.80



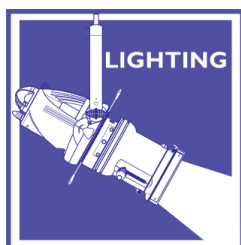
ELLIPSOIDALS

ALT E 3.5Q MT

3.5" Quartz Ellipsoidal with Medium 2 pin lamp base, available in several lens configurations. Includes pipe clamp.

\$362.40

**PLEASE CONTACT US FOR MORE INFORMATION AND PRICING ON
PRODUCTS FROM OUR MANUFACTURERS**



Features

- Up to 27% more efficient than current industry benchmark units
- Fully adjustable beam distribution from fl at to true peak field

- ALL lens tubes interchangeable and can be ordered separately

Strand

Selecon

**SPX
ELLIPSOIDAL**



- Dual accessory slots for simultaneous use of 'B' size gate patterns, rotators, and irises
- Three-year warranty
- Interchangeable lens tubes, from 14, 19, 26, 36 and 50 degrees fixed beam angles or 15-35 and 25-50 zoom beam angles

Ordering Information

cat#	description	price
FIXED FOCUS 575 W - 120V		
STD E SEL SPX 14	14 Degree	\$1,037.70
STD E SEL SPX 19	19 Degree	\$1,070.20
STD E SEL SPX 26	26 Degree	\$1,070.20
STD E SEL SPX 36	36 Degree	\$1,070.20
STD E SEL SPX 50	50 Degree	\$1,215.27

ZOOM - VARIABLE FOCUS

STD E SEL SPX Z1535	15-35 Degree	\$1134.00
STD E SEL SPX Z2550	25-50 Degree	\$1134.00

ALTMAN
LIGHTING

PHOENIX



Features

- Compatible with GLA or HPL Series 375w, 575w and 750w compact filament lamps
- 360 Degree rotating barrel
- Locking shutters and gobo
- Complete 360 Degree accessory holder
- Heat resisting Plano-Convex lenses
- Aluminum die cast and sheet metal construction
- Spring mounted dichroic coated glass reflector
- Made in the USA

Spotlights are supplied with color frame, power cable with bare leads and safety cable.

Ordering Information

cat#	description	price
FIXED FOCUS		
ALT E PHX 5	5 Degree	\$808.00
ALT E PHX 10	10 Degree	\$695.20
ALT E PHX 19	19 Degree	\$471.20
ALT E PHX 26	26 Degree	\$471.20
ALT E PHX 36	36 Degree	\$471.20
ALT E PHX 50	50 Degree	\$471.20

ZOOM - VARIABLE FOCUS

ALT E PHX 1535Z	10-35 Degree	\$729.60
ALT E PHX 3055Z	30-55 Degree	\$729.60



ETC.

SOURCE 4

Features

- Faceted dichroic reflector removes 90% of IR heat from beam
- Super-efficient HPL lamp
- Interchangeable lens tubes
- Rotating barrel \pm 25%
- Three-plane stainless-steel shutter blade assembly
- Tool-free lamp adjustment
- Insulated rear handle
- Supports Dimmer Doubling™

Spotlights are supplied with color frame, power cable with bare leads and c-clamp.

Ordering Information

cat#	description	price
FIXED FOCUS		
ETC E 405	5 Degree	\$867.60
ETC E 410	10 Degree	\$733.20
ETC E 419	19 Degree	\$523.20
ETC E 426	26 Degree	\$523.20
ETC E 436	36 Degree	\$523.20
ETC E 450	50 Degree	\$523.20

ZOOM - VARIABLE FOCUS

ETC E 41530	15-30 Degree	\$796.00
ETC E 42550	25-50 Degree	\$796.00

Aftermarket accessories are available to allow you to get the most from the ellipsoidal luminaires featured above.

BLACK COLOR FRAMES

CF 6	6 1/4" x 6 1/4" for Strand LL 19° - 50°, Phoenix 19° - 50°, and Source 4 19° to 50°	\$7.20
CF 12B	12" x 12" for Strand LL 10°, Phoenix 10°, Source 4 10°	\$20.80
CF 14	14" x 14" for Phoenix 5° and Source 4 5°	\$24.80
CF 16	16" x 16" for Strand LL 5°	\$35.06

IRIS

ETC E DMX I	City Theatrical DMX for Source 4 (requires power supply)	\$617.10
STD E LL DII	Strand Drop-in iris for Strand LL	\$102.85
ALT E PHX DII	Altman Drop-in iris for Phoenix	\$139.20

DROP IN BOOMERANG

LA DIB	City Theatrical 6 1/4" x 6 1/4" frame size	\$421.69
--------	--	----------

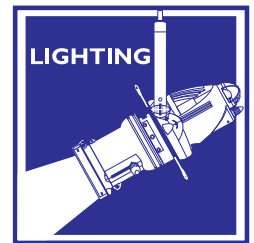
COLOR EXTENDER - City Theatrical

LA CE5	5" long for 6 1/4" x 6 1/4" frame size	\$29.27
LA CE3	3" long for 6 1/4" x 6 1/4" frame size	\$29.27

PATTERN HOLDERS

PH ETC G A	City Theatrical for Glass Patterns Source 4 A size 100mm OD	\$26.46
PH ETC G B	City Theatrical for Glass Patterns Source 4 B size 82mm OD	\$12.16
PH UNIV	Rosco Universal Pattern Holder holds 2 patterns of either steel or glass for Strand LL, Phoenix and Source 4	\$19.00
PH APO SH	Apollo B size super heat sink pattern holder	\$48.51

EclProfile FS is a full colour elipsoidal LED, designed to deliver a full range of pastels, saturates and whites, both with or without gobos. The EclProfile FS' RGB + Lime LED engine has been specially engineered to provide a full spectrum and full output in the most discerning environments, regardless of which role the EclProfile FS is playing.



FOLLOW-ME
TRACKING SOLUTIONS

Follow-Me is a remote follow spot control system that integrates easily into any lighting infrastructure. Where traditional methods of using FOH or truss mounted follow spots impose costs and rigging implications, Follow-Me offers a cost saving, quick to implement alternative.

Using a single Follow-Me system, with just one camera, you are capable of following multiple performers with multiple fixtures each. Performers can either be tracked manually using the Follow-Me Mouse Consoles, or be tracked automatically using Follow-Me TraXYZ.



The Follow-Me TWO license allows you to follow up to 2 performers using a maximum of 12 fixtures from any manufacturer. This software license can be installed on any recent Mac device. Together with the Follow-Me hardware, this license is perfect for following up to 2 performers.



The Follow-Me SIX license allows you to follow up to 6 performers using an unlimited amount of fixtures from any manufacturer. This software license can be installed on any recent Mac device. Together with the Follow-Me hardware, this license is perfect for following up to 6 performers.



With Follow-Me TraXYZ, the Follow-Me system is transformed into a hybrid automated tracking solution, with the advantage of automatically tracking multiple performers with a single system. The Follow-Me TraXYZ system is based on Ultra Wide Band (UWB) radio technology.

The performers wear small trackers and multiple fixtures can be assigned to follow the performers through automated tracking. By integrating a Follow-Me TraXYZ server to an existing Follow-Me system, you have the advantage of having fall-back options at all times, as well as having a live view from the stage to monitor the auto-tracking process.

Follow-Me TraXYZ has an accuracy of <10 cm. It works indoor, outdoor, and there are no issues with direct sunlight and smoke. The system is scalable - both in the covered area and in the number of tags you want to use to follow performers. TraXYZ makes use of a smart motion-based fixture stabilization algorithm, guaranteeing the performers to be in the spotlight.



The Follow-Me Mouse console is a high quality piece of hardware with which one operator can follow one person. It is an ergonomic mouse controller for prolonged shows with proportional control for accurate tracking.

It has two buttons and two encoders that can be assigned to any mapping function within the Follow-Me software. The console has a target selection ID display to identify which target the controller is connected to.

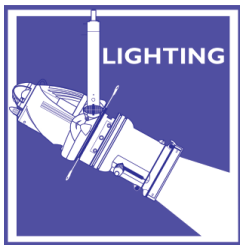


The Follow-Me Fader Console adds an extra 4 faders, 4 encoders and 4 switches to the Follow-Me Mouse Console. It is a high quality piece of hardware that one Follow-Me operator can use to utilise any mapping in the Follow-Me software. After connecting a fader console to the Follow-Me software, all buttons and faders on the Fader Console can be customized to be attached to any mapping in the software.



The Follow-Me Camera Set includes the Follow-Me Camera Box, a Marshall camera and 3 lenses. This is used to provide a camera image into the Follow-Me software for remote follow spot control. The Follow-Me Camera Box is a sturdy case that allows you to keep your camera in the truss. The camera can be easily mounted on top of the camera box, with a 360°

ball joint head. The back of the camera box can fit two cables, one power con in, as well as a XLR-5 specifically for remote camera menu control in the Follow-Me software. The Follow-Me Serial Adapter makes this possible (excluded). This for example allows the system technician to enable infrared on the camera whilst sitting right at the computer. The camera box comes in a set including the Marshall CV503 camera and 3 lenses.



FOLLOW SPOT LIGHTS

CANTOUSA
INNOVATIVE LIGHTING PRODUCTS



ASTRO 250

- Ergonomic handling
- 5 color boomerang
- 5600K or 3200 LED Lamp



**DRAMA
FS-LED
700**

MEGA LITE

- Medium/Long throw
- 5 Color Wheel with Button Control
- Lamp: 350 watt LED



**SUPER
ARC 400
Model 1266**



LYCIAN
STAGE LIGHTING



ZOT LED

350 WATT LED

- Recommended throw distance: 30'-150'
- Internal Electronic Flicker Free Power Supply
- New Trombone for Impressive 3-1 Spot-Zoom Ratio
- New ultra-smooth mechanical dimmer
- Internal 5-Color Boomerang
- Includes 3 Legged Base with Casters



ALTMAN
LIGHTING

AFS-500 LED

- Uses readily available HTI-400/24 lamps with stable (5600°K) color temperature (not included)
- As a front-of-house instrument, the luminaire gives a powerful, tight head spot at 150'. On stage, it can give a flood with throws as short as 20'
- One handle zoom spot-size automatically increases brightness with decreasing spot size from full flood to spot
- Operated from either back or side
- Folding three-legged base with leveling jacks
- Adjustable brakes for pan and tilt
- Draws less than 9 amps at 120 VAC, 60Hz. (other voltages available)
- Largest flood to spot ratio available today
- Optical quality glass lenses
- Horizontal trim shutters
- Nichrome iris
- Faders with dual smooth operating controls
- Quiet operation
- Adjustable power supply for balancing fixture intensity

- 7° to 13° manual precision zoom system
- DMX or locally controlled intensity, touch button color selection, half tone color selection, strobe, LED on/off
- DMX 5-pin input and output/through
- Compatible with DMX 512 protocols
- On-board, simple-to-use user control interface
- Includes black folding tripod stand
- Compact, lightweight design- Fixture: 25.5 lbs / Tripod: 12 lbs

Other follow spot lights available from:

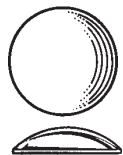


MEGA LITE



LENSES

PLANO CONVEX LENSES - used in most ellipsoidal reflector spotlights. The first number in the catalog number is the diameter of the lens. The second number is the focal length. Lenses listed below are borosilicate. White plate lenses and additional lens types are available.



LENS 4.5x6.5	\$45.00
LENS 4.5x9	\$58.50
LENS 4.5x12	\$63.00
LENS 6x9	\$45.00
LENS 6x12	\$45.00
LENS 6x16	\$67.50



FRESNEL LENSES

Fresnel lenses are listed by diameter.

LENS 6 F 6"	\$31.50
LENS 8 F 8"	\$72.00
LENS 6 1KAF 6"	\$40.50

ROUNDELS



Roundels are glass lenses that are used in strip or borderlights. Roundels are listed by diameter. Roundels are available in Red, Blue, Green, Amber, and Clear

and in smooth or 50% wide spread glass. *Please add color name to catalog number below when ordering.*

R4C	4" Clear	*\$20.34
R558C	5 5/8" Clear	\$35.20
R558W	5 5/8" Wide Spread	\$35.20
R7916C	7 9/16" Clear	*\$22.37
R7916W	7 9/16" Wide Spread	*\$22.37

*Discontinued item, available while supplies last.

COLOR FRAMES



Color frames are listed by size.

FRESNELS AND ELLIPSOIDALS

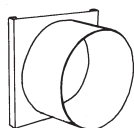
CF 3	3-3/4" x 3-3/4"	\$7.20
CF 4	4-1/8" x 4-1/8"	\$7.20
CF 6	6-1/4" x 6-1/4"	\$7.20
CF 7B	7-1/2" x 7-1/2", Black	\$7.20
CF 10B	10" x 10", Black	\$11.20

PARS AND SCOOPS

CF 6	6 1/4" x 6 1/4" - PAR 46	\$7.20
CF 7B	7 1/2" x 7 1/2" - PAR 56	\$7.20
CF 10B	10" x 10" - PAR 64	\$11.20

BORDER LIGHTS

CF 5C	5-3/4" x 6-3/4" Combo -R40	\$8.00
--------------	-----------------------------------	---------------

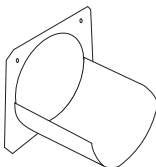


SNOOTS/TOP HATS

Snoots or Top Hats increase the definition of the light beam, while reducing the haze on the outside edge of the beam.

FULL SNOOTS/TOP HAT

LA SNOOT 6	\$21.69
for 6" Fixtures with 7-1/2" x 7-1/2" Color Frame Holders	
LA SNOOT 8	\$30.39
for Fixtures with 10" x 10" Color Frame Holders	



HALF TOP HATS

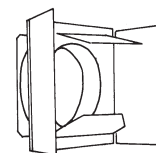
LA SNOOT .5 6	\$21.69
for 6" Fixtures with 7-1/2" x 7-1/2" Color Frame Holders	
LA SNOOT .5	\$20.20

for Shakespeare/Source Four
Additional sizes are available.

BARN DOORS

Barn Doors are used to reduce the beam of light or to avoid the spill of light onto unwanted areas. Barn doors are most often used on Fresnels.

LA BD 100	\$51.20
------------------	----------------



2 way for 3" Fresnel
LA BD 4 6 **\$73.60**
fits 7-1/2" x 7-1/2" Color Frame Holder


EGG CRATE LOUVER



City Theatrical, Inc. Egg Crate Louver prevents lens glare and provides 45 degree cut off angle. Designed for architectural applications with Source Four PAR/PARNel fixtures.

LA ECL	\$54.23
---------------	----------------

DROP-IN BOOMERANG



LA DIB

City Theatrical, Inc. Drop-In Boomerang converts any 6 1/4" front fixture into a compact portable followspot. Holds six colors. Reversible for either right or left handed operation. Drops into color frame slot of fixtures using 19° to 50° lenses.

\$421.69

CAST C-CLAMP

Features heavy duty, cast iron body; 2-1/2" steel shank with 1/2" bolt; square head machine screw tensioner. Allows for easy lamp access for lamp removal and replacement. Attaches to pipe ranging from 1-1/2" to 2-1/2" diameter. Weight rating is up to 500 lbs.

LA PC C CLAMP	\$20.80
----------------------	----------------



MEGA CLAW

The Mega-Claw was designed for intelligent lighting. The instant it is put over the pipe, the weight of the fixture is supported. No crescent wrenches are required. The Mega-Claw has its own comfortable 3-1/2" handle to tighten to the pipe. Fits 1-1/2" schedule 40 pipe. Safe vertical working load 1,100 lb.

LA PC MCM	Silver	\$31.35
LA PC MCB	Black	\$34.85



MEGA CLAMP

Mega Clamp is black anodized with 1/2" x 3" square hand set screw, 1/2" x 1" grade 5 hex head cap screw, and nickel-plated C1074 steel Belleville spring washer for pan tensioning device.

Safe working load 385 pounds, 175 kg.

LA PC MAB	\$11.35
------------------	----------------

GET-A-GRIP™

The Get-A-Grip™ is THE strong and durable method of hanging your fixtures. Safe vertical working load of 500 lbs. Bites onto pipe sizes ranging from 3/4" to 1-1/2" and tubing of 1" to 2" OD. Hardware includes a 1/2"

-13 x 1" zinc plated fixture mounting bolt and a Belleville washer.

LA PC GAG B	Black	\$13.59
--------------------	--------------	----------------



SCENERY BUMPER

Clamp the Scenery Bumper onto your pipe batten to keep scenery from bumping your lights out of focus. 18" diameter.


LA SB 1340	\$104.00
-------------------	-----------------



SIDE ARMS & TEE

Side Arm mounts the yoke of fixture to an upright lighting pipe. Side arms with 2 sliding tees allow for mounting one fixture

over the side arm, and one under.



LA SA 509 12	
Sidearm with 1-tee, 12" pipe	
LA SA 522 18	\$60.80
Sidearm with 2-tees, 18" pipe	
LA SA 522 24	\$81.60
Sidearm with 2-tees, 24" pipe	
LA SA 522 36	\$87.20
Sidearm with 2-tees, 36" pipe	
LA SA TEE Sliding tee, only	\$103.20
	\$12.80



ADJUSTABLE SWIVEL OR FIXED PIPE CLAMP

A lightweight and economical pipe clamp that enables you to attach two pieces of 1-1/4" or 1-1/2" pipe. Just position the pipes, slap on the clamp and secure. No free pipe end needed.

LA CB FIXED	\$21.47
LA CB SWIVEL	\$23.52



GRID LOCK CLAMP

Allows for perpendicular attachment of two 1-1/2"

pipes. Other sizes are also available.

RIG GLC 1.5	\$16.10
--------------------	---------



LIGHT STAND BASES

Bases are fabricated from heavy metal. They are used to provide the bottom support for a lighting stand. Black iron pipe screws into the bases to form the stand. Pipe size for the 50 lb. base is schedule 40, 1-1/2" ID. Please use caution with light stands. They are easily tipped over. Other size bases and casters are available. Please call for details.


LA BASE 50 50 lb.	\$268.80
LA BASE 25 25 lb. - for 1" pipe	\$171.20

SAFETY CABLES

Safety Cable is 30" long and includes a clasping hook. The cable is attached around the yoke of the fixture and the connected pipe to afford an

FIELD TEMPLATES

Field Templates revolutionize the way theatrical lighting plots are drafted. Using the patented Pro*Track 50 System, all of the symbols are pre-spaced 1/6" apart and are aligned to horizontal axes (like a batten). The Field Template family contains additional symbols not found on other templates, along with weight, cut color size, and beam spread for every symbol. These precise pieces of transparent green plastic are potent parcels of practical tools.




The Stage Plan Field Template series includes the most current lighting fixtures, featuring ETC Source Fours and Altman Shakespeares, along with scene machine, HMI, and moving light symbols. Hanging weight, cut color size, and all beam spread information is listed adjacent to each symbol. Template contains 34 symbols.

FT STAGE .25 Stage Plan 1/4"	\$14.45
FT STAGE .5 Stage Plan 1/2"	\$17.85

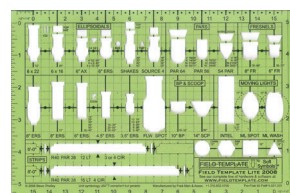
The Field Template Lite series is the educational, more affordable version of the Stage Fixture Field Template. The symbols and their beam spread information are grouped for easier recognition.

FT LITE .25 Stage Plan Lite 1/4"	\$6.80
FT LITE .5 Stage Plan Lite 1/2"	\$7.65



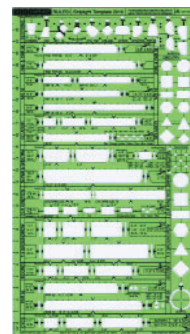
The Field Template Rules! Stage Fixture Template reflects today's lighting manufacturers including; ETC, Altman, Selecon, along with generic moving light fixtures. Hanging weight, cut color size, and beam spread information are listed adjacent to each symbol. The symbols are represented in 1/2", 1/4", and 3/8" scale. These scales, along with 3/16" are printed on the top and bottom of the template - so scale rules are a thing of the past! Pre-punched to snap into a binder, it also acts as a divider. This template is a must-have for lighting designers.

FT RULES Full Imperial Stage Plan	\$25.96
--	---------



Striplight Field Template series includes trunions, centering marks, hanging weight, color frame size, and all circuitry possibilities of most popular strips in use today. Also includes section and scenery bumper symbols and directional arrows to indicate PAR axis.

FT STRIP .25 Striplights 1/4"	\$18.80
FT STRIP .5 Striplights 1/2"	\$23.27



MEGA-COMBO TOOL

Mega-Combo 4-way pocket tool fits 3/4" hex head pan bolt, 1/2" square head pipe bolt, 5/16" square head micro-clamp pipe bolt, and 1/2" hex tilt bolt on most fixtures. Polished aluminum finish.

LA MCT WRENCH	\$11.88
----------------------	---------



extra measure of security. In some areas, the use of safety cables is mandatory.



SC S	\$2.30
SC B	\$2.60

MULTI PURPOSE WRENCH

This special wrench is "the" tool for hanging lights. The wrench fits most of the hardware on lighting fixtures and pipe clamps.


LA ALT MPW	\$24.00
-------------------	---------



LIGHTING TREE

MULTI-TIERED LIGHTING TREE

- height 7'2" to 11'2"
- weight 17.6 lbs.
- base diameter 62"
- total load capacity 150 lbs.
- black finish



LT Series, Multi-tiered, Heavy-duty, Extra Tall Lighting Tree with Aluminum Tripod Stand.

LA LT 88B

\$279.99

LAMP BASES (SOCKETS)

Replacement lamp bases are available for most stage fixtures. Pictured below are the two most popular types. Please call or write for information on other types.



Medium Prefocus is used in many Fresnel and Ellipsoidal fixtures, lamp types: BTL, EGE, EGG, T20/64, T12

LB MED PF \$21.60

LB MED 2PIN \$20.52



Medium 2 Pin includes 36" tefflon coated wire leads and is used in Fresnel and many Ellipsoidal fixtures. Lamp types: EHD, EH, FEL, FLK

CONNECTORS

PIN CONNECTORS

Union Connector or Bates brand 2P&G UL listed, compatible with all other 20 amp pin connectors.



CON PC M

Male

\$6.75



CON PC F

Female

\$6.75

U-GROUND CONNECTORS (household type) 15 amp - 125 volt 2-Pole, 3-Wire Grounding



CON ED M Male

CON ED F Female

\$6.15

\$8.20

Twist Lock Connectors

20 amp - 125 volt 2-Pole, 3-Wire Grounding



CON NEW TWIST M Male

\$12.46

CON NEW TWIST F Female

\$13.62

Please call for pricing on other connectors.

powerCON 20A

The powerCON is a locking 3 conductor equipment AC connector with contacts for line, neutral, and pre-mating ground contact. It replaces connectors wherever a very rugged solution in combination with a locking device is needed in order to guarantee a safe power connection. The powerCON is a connector without breaking capacity, i.e. the powerCON should not be connected or disconnected under load or live.



CON NAC3FCA Cable connector, power-in, screw terminals, blue \$8.55



CONNAC3MPA Chassis connector, power-in, 3/16" flat tab terminals, blue \$4.73



CON NAC3FCB Cable connector, power-in, screw terminals, grey \$8.55



CON NAC3MPB Chassis connector, power-out, 3/16" flat tab terminals, grey \$4.73

T - SERIES CONNECTORS

CSA approved and UL listed, 3S74 Cable size 2-4/0, 600 volts rated per cable capacity up to 405 amperes



CALL FOR DETAILS AND PRICING

- Quick assembly and disassembly. No special tools required
- High strength non-conductive locking

pin

- Water and dust tight connection
- Special formulated rubber resists cracking in cold, and heat
- Double set screw or crimp style: #6-2/0 and 4/0 sleeve automatically adjusts to accept various sizes of cable
- Speed-Lok contacts

No



exposure to live contacts

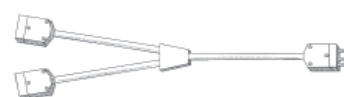
STAGE CABLE

12/3 SO cable, wired with 20 amp stage pin connectors (2P&G) or NEMA L5-20 twist lock connectors (NT)

CABLE 2P&G 25	25'	\$68.95
CABLE NT 25	25'	\$79.45
CABLE 2P&G 50	50'	\$117.60
CABLE NT 50	50'	\$128.10
CABLE 2P&G 75	75'	\$166.25
CABLE NT 75	75'	\$176.75
CABLE 2P&G 100	100'	\$214.90
CABLE NT 100	100'	\$225.40

Call for prices on other cable configurations

T



36" length, neoprene molded construction

CABLE TWOFER B \$35.00

Molded Y with bare leads

CABLE TWOFER 2PG \$69.93

20 amp stage pin connectors

CABLE TWOFER NT \$83.93

NEMA L5-20 connectors

Please contact us for Twofer prices with other connectors.



THREEFER

36" length, neoprene molded construction.

CABLE 3FER B \$45.50

Molded Y with bare leads

CABLE 3FER 2P&G \$74.94

20 amp stage pin connectors

CABLE 3FER NT \$111.74

NEMA L5-20 connectors



Please contact us for
Threefer prices using
other connectors.

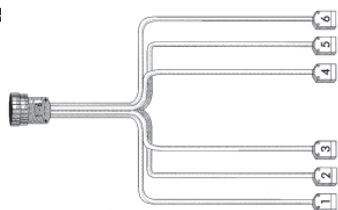
CUSTOM CABLES

Please contact us for
design assistance and
pricing on multi-cable

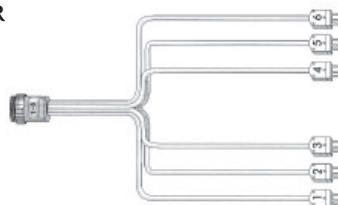
custom assemblies. Strain reliefs, cable cradles
and clamps, outlet boxes and connector strips
are also available. Contact us for information.



BR



BR



PIN SPLITTER II

This special tool is
used, when necessary,
to spread and clean the
pins of a 20 amp 2P&G

pin connector.

LA PIN SPLITTER

\$26.88

DMX CABLE

DMX cables are high quality cables used to run
the DMX signal from a lighting console to the
dimmers. Cable outer jacket is polyurethane.
Inner liners are heat resistant. Connectors are
Neutrik 5 pin, 3 pin on request. Contact us for
prices on custom lengths.

cat#	length	price
CABLE DMX 2.5	2.5'	\$26.57
CABLE DMX 4	4'	\$27.80
CABLE DMX 5	5'	\$28.63
CABLE DMX 10	10'	\$32.76
CABLE DMX 15	15'	\$36.89
CABLE DMX 25	25'	\$45.15

CABLE DMX 50	50'	\$65.80
CABLE DMX 75	75'	\$86.45
CABLE DMX 100	100'	\$107.10
CABLE DMX 150	150'	\$148.40
CABLE DMX 200	200'	\$189.70

FALL PROTECTION



We offer two types
of harnesses for fall
protection use.

The FrenchCreek 631
Full Body Harness
is a lightweight,
comfortable full body
harness featuring
fully adjustable
mating buckles and
a "butt" strap of "high
visibility" yellow
webbing. The 631 has

a D-ring centered in the back for attaching
lanyards, shock absorbers and other fall arresting
devices. This model is ideal for all around
construction and theatre workers.

FP HARNESS ULTRA S

Small - Large Vest

\$49.80

FP HARNESS ULTRA X

Large - XLarge Vest

\$49.80

DBI/SALA Exofit Vest-Style Full Body



DBI/SALA Exofit Vest-
Style Full Body Harness

Harness is designed
from the ground up
for maximum comfort
and performance. It is
constructed from high
performance materials
and incorporates a
breathable lining that
draws moisture away
from the body. Ergonomic design
incorporates built-in
shoulder, hip and leg
padding. Features one-
handed quick connect

buckles for ease in putting on, adjusting,
removing, and providing a memory fit - adjust
the harness once and it stays that way. Includes
back D-ring for connection to fall protection
systems. Meets or exceeds all applicable industry
standards including OSHA and ANSI.

FP HARNESS DBA/SALA S

Small Vest

\$368.88

FP HARNESS DBA/SALA M

Medium Vest

\$368.88

FP HARNESS DBA/SALA L

Large Vest

\$368.88

FP HARNESS DBA/SALA X

X Large Vest

\$368.88

MULTIVERSE® SHoW BABY®



City Theatrical's
new Multiverse
* SHoW Baby
* is a wireless
DMX transceiver
that delivers
breakthrough plug
and play wireless
DMX and RDM
transmission. In its

default mode, it works like any other SHoW
Baby 6 Transceiver, with six user selectable
SHoW IDs. By connecting an RDM controller
like DMXcat® Multi Function Test Tool, all
of the revolutionary new 2.4GHz Multiverse
SHoW IDs are accessible.

CIT SHOW SHoWBaby

\$374.00

CIT SHOW NODE Node

\$471.24

CIT SHOW PS

Power Supply

\$59.84

CIT SHOW TRANSMITTER

Transmitter

\$1,963.50



DMXcat® Multi Function Test Tool



City Theatrical's
D M X c a t®
system is de-
signed for use by
the lighting pro-
fessional who is
involved with
the planning,
installation,

operation, or maintenance of theatrical and
studio lighting equipment. The system consists
of a small hardware interface device and a suite
of mobile applications. Together, they combine
to bring DMX/RDM control plus several other
functionalities to the user's smartphone for
use wherever and whenever they are needed.
Developed with input from designers and
technicians, the DMXcat is an indispensable
tool for lighting users. DMXcat works with
Android, iPhone, and Amazon Fire.

CIT DMXcat

\$383.35

TAPE

GLOW IN THE DARK TAPE - After exposure to light, the tape glows green in the darkness. It is used for marking edges of platforms, stairs and for marking spots for placement of furniture or props during scene changes.

TAPE GLO	1" wide, 10 yard	\$16.00
TAPE S GLO	1/2" wide, 10 yard	\$11.90

GAFFERS TAPE - 2" wide, 55M rolls

TAPE 2 BLK	Black	\$18.00
TAPE 2 WHT	White	\$18.00
TAPE 2 RED	Red	\$18.00
TAPE 2 YLW	Yellow	\$18.00
TAPE 2 BLU	Blue	\$18.00
TAPE 2 GRY	Grey	\$18.00
TAPE 2 BRN	Brown	\$18.00
TAPE 2 GRN	Green	\$18.00
TAPE 2 TAN	Tan	\$18.00
TAPE 2 BUR	Burgundy	\$18.00

2" wide, 50 yard rolls

TAPE 2 FLG	Fluorescent Green	\$20.50
TAPE 2 FLY	Fluorescent Yellow	\$20.50
TAPE 2 FBL	Fluorescent Blue	\$20.50
TAPE 2 FLP	Fluorescent Pink	\$20.50
TAPE 2 FLO	Fluorescent Orange	\$20.50

4" wide, 60 yard roll

TAPE 4 BLK	Black	\$40.25
TAPE 4 WHT	White	\$40.25

CONSOLE MARKING/LABELING TAPE

TAPE CMT	1" white tape	\$6.20
TAPE CMT .5	1/2" white tape	\$3.80
TAPE CMT .75	3/4" white tape	\$4.90

SPIKE TAPE 50 - 60 yard rolls. 1/2" cloth tape. Easy to take up.

TAPE S RED	Red	\$6.15
TAPE S YLW	Yellow	\$6.15
TAPE S BLU	Blue	\$6.15
TAPE S BRN	Brown	\$6.15
TAPE S GRN	Green	\$6.15
TAPE S TEAL	Teal	\$6.15
TAPE S PUR	Purple	\$6.15
TAPE S WHT	White	\$6.15
TAPE S FLB	Fluorescent Blue	\$6.75
TAPE S FLG	Fluorescent Green	\$6.75
TAPE S FLY	Fluorescent Yellow	\$6.75
TAPE S FLO	Fluorescent Orange	\$6.75
TAPE S FLP	Fluorescent Pink	\$6.75

METALLIC TAPE

Silver or gold mylar, 72 yard rolls

TAPE MET G .5	1/2" Gold	\$5.85
TAPE MET S .5	1/2" Silver	\$5.85
TAPE MET G 2	2" Gold	\$14.30
TAPE MET S 2	2" Silver	\$14.30

DUVE PRO TAPE

Black felt surface, 5 yard rolls

TAPE DUV 2	2" width	\$5.75
TAPE DUV 4	4" width	\$12.50

PRO STRIPES

OSHA Approved Safety Stripes

Black and yellow stripes

TAPE STR	18 yard roll, 2" width	\$8.00
-----------------	------------------------	--------

CABLE PATH TAPE

Zone coated gaffers tape, with adhesive only applied to outside edges to protect cable.

Yellow caution surface. 30 yard roll

TAPE CAB 4	4" width	\$36.20
TAPE 6B TUNNEL	6" width	\$39.10

FLOOR TAPE

Use for installing dance floor in temporary situations. Vinyl tape, 2" x 36 yards.

TAPE V BLK	Black	\$5.70
TAPE V WHT	White	\$5.70
TAPE V GRY	Grey	\$5.70
TAPE V CLR	Clear	\$5.70

BLACKWRAP™

"THE ORIGINAL" - Blackwrap, flexible matte black aluminum is form-holding and heat resistant. When wrapped around fixtures or hardware, it keeps its shape and position.

- Masks light leaks
- Use outdoors for weather protection
- Ideal for making a snoot or barndoors to control light
- .002 inch thick

cat#	size	price
GAM BW 12	12" x 50'	\$44.91
GAM BW 24	24" x 25'	\$44.91
GAM BW 36	36" x 25'	\$59.80
BLACKWRAP TAPE		
GAM BW T	2" x 80'	\$55.40

HEAT SHIELD

GAM Heat Shield is an extremely heat resistant plastic that acts as a barrier, blocking the heat of a fixture. For maximum efficiency, a minimum 1" air space must be maintained between the Heat Shield and the color filter.

G GC99	Sheets: 20" x 24"	\$8.25
G GC99 R24	Rolls: 24" x 50'	\$187.20

ROSCO THERMASHIELD


Thermashield uses an advanced reflective coating to reflect infrared energy, preventing the color filter from absorbing IR energy as heat. The polyester base limits its use to fixtures of 1000 watts or less (1250 watts at 240V).

ROS TSS	12" x 12"	\$38.05
ROS TSR	20" x 24"	\$76.95

ROSCO UV FILTER

Rosco UV Filter effectively extends the life of your color filter by absorbing the damaging ultraviolet energy that can prematurely fade dyes. Using UV filter can extend the life of unprotected color media by three times or better.

R 3114	Sheets: 20" x 24"	\$8.25
R R3114-24	Rolls: 24" x 50'	\$198.00



CHINA MARKER PENCILS

White China Markers - peel off. Excellent for labeling color media.

CHINA S	\$1.00 each
CHINA DZ	\$10.00 /dz

BOOKS

THE ARTIST'S COMPLETE HEALTH & SAFETY GUIDE -

Fourth Edition

by Monona Rossol

Newly revised with the most up-to-date information on safety requirements and protocols, The Artist's Complete Health and Safety Guide




is required reading for anyone who regularly uses or teaches with art and craft materials as well as for professionals who design or maintain art facilities.

BOOK ARTIST	\$18.95
--------------------	---------


TECHNICAL THEATER FOR NONTECHNICAL PEOPLE

by Drew Campbell

In this thoroughly revised new edition, the popular guide firmly embraces the digital age with new content about digital audio, intelligent lighting, LED lighting, video projection, and show control systems. Covering both traditional and digitally supported backstage environments, this book is an essential guide for working with every technical aspect of theater!



BOOK TECH	\$17.05
------------------	---------

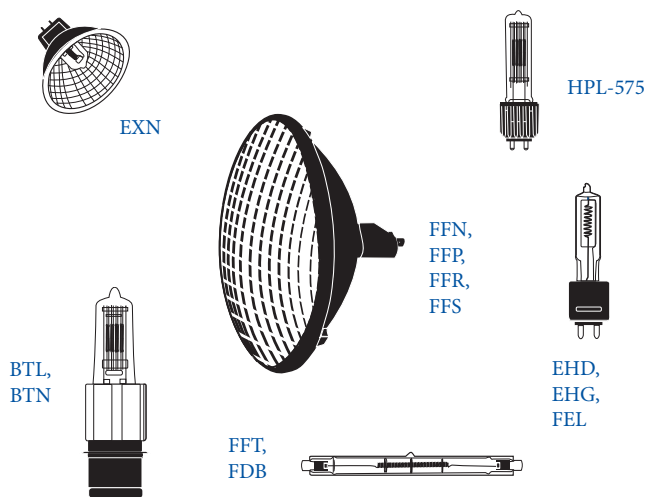


STAGE LAMPS

Additional information on the lamps listed is available. Many other lamps, ranging from MR-16 to Bi-Pin Halogen to Xenon Miniature to Metal Halide, are available from our inventory or through special order. Syracuse Scenery supplies Philips, USHIO and Osram lamps. If you are not sure what lamp you need, contact us for prompt assistance.

cat#	watts	price	specifications	hours
LAMP BTL	500	\$16.35	T6, P28s, Med-Pf	750
LAMP BTN	750	\$18.50	T7, P28s, Med-Pf	500
LAMP BTR	1000	\$18.50	T7, P28s, Med-Pf	200
LAMP BVT	1000	\$27.50	T7, P40S, Mog-Pf	500
LAMP BWA	2000	\$91.00	T8, G38, Mog-Bp	500
LAMP DTA	1500	\$84.20	T8, P40s, Mog-Pf	100
LAMP DYS/BHC/DVY	600	\$7.60	T6, GZ9.5, 2p-Pf	75
LAMP EGE	500	\$18.60	T4, PS28s, Med-Pf	2000
LAMP EGG	750	\$19.95	T5, PS28s, Med-Pf	200
LAMP EGJ	1000	\$20.25	T6, PS28s, Med-Pf	400
LAMP EGT	1000	\$17.05	T7, G22, Med-Bp	200
LAMP EHD	500	\$15.95	T5, G9.5, Med-2P	2000
LAMP EHG	750	\$15.95	T5, G9.5, Med-2P	2000
LAMP EHR	400	\$13.05	T4, R7s	2000
LAMP ELC 7	250	\$12.20	24v, GX5.3, MR16	700
LAMP EMD	750	\$20.65	T3, R7s	300
LAMP ESP	150	\$11.40	T4, BA15d, DcBay	1000
LAMP ETB	250	\$13.90	T4, BA15d, DcBay, Frost	2000
LAMP ETC	150	\$16.54	T4, BA15d, DcBay	2000
LAMP EVC (HLX64657)	250	\$3.05	24v, T4, G6.35, QT8500	300
LAMP EVR	500	\$13.25	T4, E11, Minican	2000
LAMP EXN	50	\$3.25	12v MR16, GU5.3, M2P	2500
LAMP F40	40	\$15.25	T12, G13, BLB	20000
LAMP FAD	650	\$9.90	T4, R7s	100
LAMP FCL	500	\$3.00	T3, R7s	2600
LAMP FCM	1000	\$7.40	T3.75, R7s	300
LAMP FDB	1500	\$19.25	T4, R7s	400
LAMP FDN	500	\$11.85	T2.5, R7s, Frost	400
LAMP FEL	1000	\$13.65	T6, G9.5, Med2P	300
LAMP FER	1000	\$23.95	T6, R7s	500
LAMP FFN	1000	\$25.60	PAR64, GX16d, VNSP	800
LAMP FFP	1000	\$25.60	PAR64, GX16d, NSP	800
LAMP FFR	1000	\$25.60	PAR64, GX16d, MFL	800

cat#	watts	price	specifications	hours
------	-------	-------	----------------	-------



LAMP FFR ALU	1000	\$25.60	PAR64, GX16d, MFL	800
LAMP FFS	1000	\$25.60	PAR64, GX16d, WFL	800
LAMP FFT	1000	\$10.90	T3.75, R7s	300
LAMP FHM	1000	\$7.45	T3.75, R7s	300
LAMP FLE	360	\$13.85	82v MR16, GY5.32P	75
LAMP FLK	575	\$15.65	115 v, T6, G9.5, Med2P	300
LAMP FTK	500	\$14.55	T6, GY9.5, Pref2P	200
LAMP GCA	250	\$10.60	T3.5, G5.3, M2P	500
LAMP GLA OSR	575	\$17.60	115v, G9.5, M2P Osram	1500
LAMP GLC	575	\$15.40	115v, G9.5, M2P Osram	400
LAMP GLD	750	\$15.70	T6, GY9.5, Med 2 Pin	300
LAMP GLE	750	\$16.70	T6, G9.5, Med2pin	1500
LAMP HMI 1200WGS	1200	\$93.75	100v, BT8, SFC15.5	750
LAMP HPL 575	575	\$15.96	T6, G9.5HS	300
LAMP HPL 575 115v	575	\$15.96	115v, T6, G9.5HS	300
LAMP HPL 575 115v LL	575	\$15.96	115v, T6, G9.5HS	2000
LAMP HPL 575 LL	575	\$15.96	T6, G9.5HS	2000
LAMP HPL 750 115v	750	\$15.96	115v, T6, G9.5HS	300
LAMP HPL 750 115v LL	750	\$15.96	115v, T6, G9.5HS	2000
LAMP HPL 750 LL	750	\$15.96	T6, G9.5HS	2000
LAMP HTI 400W/24	400	\$262.50	BT4.5, Cable Plug	750
LAMP HTI 400W/75S	400	\$133.25	49v, SFC10-4	1000
LAMP HX 600	575	\$16.95	115v, T6, G9.5, Med2P	300
LAMP HX 601	575	\$17.25	115v, T6, G9.5, Med2P	1500
LAMP IF 1000	1000	\$25.20	PS52, MogSB	
LAMP IF 500	500	\$8.25	PS35, MogSB	2500
LAMP IF 750	750	\$18.00	PS52, MogSB	
LAMP MSD 250/2	250	\$112.43	70v, GY9.5, Pref2P	2000
LAMP MSD 575 HR	575	\$276.91	GX22, Hot Restrike	2000
LAMP MSR 1200/2	1200	\$215.00	90v, G22, MedBP	1000
LAMP MSR 700/2	700	\$184.20	72v, G22, MedBP	1000
LAMP NDP	750	\$52.50	115v, PGJX50	300
LAMP NPA	575	\$52.50	115v, PGJX50	1500
LAMP PAR46 200M	200	\$17.50	PAR46, GX16d, MFL	2000
LAMP PAR46 200N	200	\$17.50	PAR46, GX16d, NSP	2000
LAMP PAR56 300 ALU M	300	\$14.70	PAR56, GX16d, MFL	2000
LAMP PAR56 300 ALU N	300	\$14.70	PAR56, GX16d, NSP	2000
LAMP PAR56 300 ALU W	300	\$14.70	PAR56, GX16d, WFL	2000
LAMP PAR56 300M	300	\$17.52	PAR56, GX16d, MFL	2000
LAMP PAR56 300N	300	\$17.52	PAR56, GX16d, NSP	2000
LAMP PAR56 300W	300	\$17.52	PAR56, GX16d, WFL	2000
LAMP PAR56 500 ALU W	300	\$20.00	PAR56, GX16d, WFL	2000
LAMP PAR56 500M	500	\$27.20	PAR56, GX16d, MFL	4000
LAMP PAR56 500N	500	\$27.20	PAR56, GX16d, NSP	4000
LAMP PAR56 500W	500	\$27.20	PAR56, GX16d, WFL	4000
LAMP PAR64 500 MFL	500	\$27.20	PAR64, GX16d, MFL	2000
LAMP PAR64 500 NSP	500	\$27.20	PAR64, GX16d, NSP	2000
LAMP PAR64 500 WFL	500	\$27.20	PAR64, GX16d, WFL	2000
LAMP PAR64 ALU N	1000	\$22.75	AluPAR64, GX16d, NSP	800
LAMP Q400 MC	400	\$13.99	T4, E11, MiniCanScr	2000
LAMP QXL 750/77	750	\$36.40	77v, T6, QXL	300
LAMP QXL 750/77/X	750	\$38.15	77v, T6, QXL	1500
LAMP T10 25W	25	\$1.99	T10, E26Med	1000

*Discontinued item, available while supplies last.

COLOR MEDIA

ROSCOLUX

20" x 24" sheets

R 00 Clear
R 01 Lt Bastard Amber
R 02 Bastard Amber
R 302 Pale Bastard
Amber
R 03 Dk Bastard
Amber
R 303 Warm Peach
R 04 Med Bastard
Amber
R 304 Pale Apricot
R 05 Rose Tint
R 305 Rose Gold
R 06 No Color Straw
R 07 Pale Yellow
R 08 Pale Gold
R 09 Pale Amber Gold
R 10 Medium Yellow
R 310 Daffodil
R 11 Light Straw
R 12 Straw
R 312 Canary
R 13 Straw Tint
R 313 Light Relief
Yellow
R 14 Medium Straw
R 15 Deep Straw
R 16 Light Amber
R 316 Gallo Gold
R 17 Light Flame
R 317 Apricot
R 18 Flame
R 318 Mayan Sun
R 19 Fire
R 20 Medium Amber
R 21 Golden Amber
R 321 Soft Golden
Amber
R 22 Deep Amber
R 23 Orange
R 24 Scarlet
R 324 Gypsy Red
R 25 Orange Red
R 325 Henna Sky
R 26 Light Red
R 27 Medium Red
R 30 Light Salmon Pink
R 31 Salmon Pink
R 331 Shell Pink
R 32 Med Salmon
Pink
R 332 Cherry Rose
R 33 No Color Pink
R 333 Blush Pink
R 34 Flesh Pink
R 35 Light Pink
R 36 Medium Pink
R 336 Billington Pink
R 37 Pale Rose Pink
R 337 True Pink
R 38 Light Rose
R 39 Skelton Exotic
Sangria
R 339 Broadway Pink
R 40 Light Salmon
R 41 Salmon

R 42 Deep Salmon
R 342 Rose Pink
R 43 Deep Pink
R 343 Neon Pink
R 44 Middle Rose
R 344 Follies Pink
R 45 Rose
R 46 Magenta
R 346 Tropical Magenta
R 47 Lt Rose Purple
R 347 Belladonna Rose
R 48 Rose Purple
R 348 Purple Jazz
R 49 Medium Purple
R 349 Fisher Fushia
R 50 Mauve
R 51 Surprise Pink
R 351 Lavender Mist
R 52 Light Lavender
R 53 Pale Lavender
R 353 Lilly Lavender
R 54 Special Lavender
R 55 Lilac
R 355 Pale Violet
R 56 Gypsy Lavender
R 356 Middle Lavender
R 57 Lavender
R 357 Royal Lavender
R 58 Deep Lavender
R 358 Rose Indigo
R 59 Indigo
R 359 Medium Violet
R 60 No Color Blue
R 360 Clearwater
R 61 Mist Blue
R 361 Hemsley Blue
R 62 Booster Blue
R 362 Tipton Blue
R 63 Pale Blue
R 363 Aquamarine
R 64 Light Steel Blue
R 364 Blue Bell
R 65 Daylight Blue
R 365 Tharon Delft Blue
R 66 Cool Blue
R 366 Jordan Blue
R 67 Light Sky Blue
R 367 Slate Blue
R 68 Sky Blue
R 368 Winkler Blue
R 69 Brilliant Blue
R 369 Tahitian Blue
R 70 Nile Blue
R 370 Italian Blue
R 71 Sea Blue
R 371 Theatre Booster 1
R 72 Azure Blue
R 372 Theatre Booster 2
R 73 Peacock Blue
R 373 Theatre Booster 3
R 74 Night Blue
R 374 Sea Green
R 75 Twilight Blue
R 375 Cerulean Blue
R 76 Light Green Blue
R 376 Bermuda Blue
R 77 Green Blue
R 377 Iris Purple
R 78 Trudy Blue
R 378 Alice Blue
R 79 Bright Blue
R 80 Primary Blue
R 81 Urban Blue
R 381 Baldassari Blue

R 82 Surprise Blue
R 382 Congo Blue
R 83 Medium Blue
R 383 Sapphire Blue
R 84 Zephyr Blue
R 384 Midnight Blue
R 85 Deep Blue
R 385 Royal Blue
R 86 Pea Green
R 386 Leaf Green
R 87 Pale Yellow
Green
R 88 Light Green
R 388 Gaslight Green
R 89 Moss Green
R 389 Chroma Green
R 90 Dk Yellow Green
R 91 Primary Green
R 92 Turquoise
R 392 Pacific Green
R 93 Blue Green
R 393 Emerald Green
R 94 Kelly Green
R 95 Med Blue Green
R 395 Teal Green
R 96 Lime
R 97 Light Grey
R 397 Pale Grey
R 98 Medium Grey
R 398 Neutral Grey
R 99 Chocolate

Roscolux

Diffusion

R 100 Frost
R 101 Light Frost
R 102 Lt Tough Frost
R 103 Tough Frost
R 104 Tough Silk
R 105 Tough Spun
R 106 Lt Tough Spun
R 111 Tough Rolux
R 112 Opal Tough
Frost
R 113 Matte Silk
R 114 Hamburg Frost
R 115 Lt Rolux
R 116 Tough White
Diffusion
R 117 Tough 1/2 White
Diffusion
R 118 Tough 1/4 White
Diffusion
R 119 Light Hamburg
Frost
R 120 Red Diffusion
R 121 Blue Diffusion
R 122 Green Diffusion
R 124 Red Cyc Silk
R 125 Blue Cyc Silk
R 126 Green Cyc Silk
R 127 Amber Cyc Silk
R 140 Subtle Hamburg
Frost
R 132 1/4 Hamburg
Frost Diffusion
R 160 Light Tough Silk
R 162 Light Opal
R 163 Powder Frost

Roscolux

Staroro Selection

R 2001 Storaro Red
R 2002 Storaro Orange
R 2003 Storaro Yellow
R 2004 Storaro Green

R 2005 Storaro Cyan
R 2006 Storaro Azure
R 2007 Storaro Blue
R 2008 Storaro Indigo
R 2009 Storaro Violet
R 2010 Storaro Magenta

Roscolux

CalColor

R 4515 CC15 Yellow
R 4530 CC30 Yellow
R 4560 CC60 Yellow
R 4590 CC90 Yellow
R 4615 CC15 Red
R 4630 CC30 Red
R 4660 CC60 Red
R 4690 CC90 Red
R 4815 CC15 Pink
R 4830 CC30 Pink
R 4860 CC60 Pink
R 4890 CC90 Pink
R 4715 CC15 Magenta
R 4730 CC30 Magenta
R 4760 CC60 Magenta
R 4790 CC90 Magenta
R 4915 CC15 Lavender
R 4930 CC30 Lavender
R 4960 CC60 Lavender
R 4990 CC90 Lavender
R 4215 CC15 Blue
R 4230 CC30 Blue
R 4260 CC60 Blue
R 4290 CC90 Blue
R 4315 CC15 Cyan
R 4330 CC30 Cyan
R 4360 CC60 Cyan
R 4390 CC90 Cyan
R 4415 CC15 Green
R 4430 CC30 Green
R 4460 CC60 Green
R 4490 CC90 Green

Roscolux

Cinegel

*Additional Cinegel sheets
and rolls are available.*

R 3000 Tough Rolux
R 3001 Lt Tough Rolux
R 3002 Soft Frost
R 3004 Half Density
Soft Frost
R 3006 Tough Spun
R 3007 Lt Tough Spun
R 3008 Tough Frost
R 3009 Lt Tough Frost
R 3410 Roscosun 1/8
CTO
R 3409 Roscosun 1/4
CTO
R 3408 Roscosun 1/2
CTO
R 3411 Roscosun 3/4
CTO
R 3407 Roscosun CTO
R 3444 Eighth Straw 1/8
CTS
R 3443 Quarter Straw
CTS
R 3442 Half Straw CTS
R 3441 Full Straw CTS
R 3405 Roscosun 85N.3
R 3406 Roscosun 85N.6
R 3318 Tough 1/8
Minusgreen
R 3314 Tough 1/4

Minusgreen
R 3313 Tough 1/2
Minusgreen
R 3308 Tough
Minusgreen
R 3216 Eighth Blue
R 3208 Quarter Blue
R 3206 Third Blue
R 3204 Half Blue
R 3203 3/4 CTB
R 3202 Full Blue
R 3220 Double Blue
R 3317 Tough 1/8
Plusgreen
R 3316 Tough 1/4
Plusgreen
R 3315 Tough 1/2
Plusgreen
R 3304 Tough Plusgreen

LEE FILTERS

21" x 24" sheets

L 003 Lavender Tint
L 007 Pale Yellow
*L 013 Straw Tint
*L 015 Deep Straw
*L 026 Bright Red
L 063 Pale Blue
L 068 Sky Blue
L 071 Tokyo Blue
*L 079 Just Blue
*L 090 Dark Yellow
Green
L 100 Spring Yellow
L 101 Yellow
L 102 Light Amber
L 103 Straw
L 104 Deep Amber
L 105 Orange
L 106 Primary Red
L 107 Light Rose
L 108 English Rose
L 109 Light Salmon
L 110 Middle Rose
L 111 Dark Pink
L 113 Magenta
*L 115 Peacock Blue
*L 116 Med Blue Green
L 117 Steel Blue
*L 118 Light Blue
*L 119 Dark Blue
*L 120 Deep Blue
*L 121 Lee Green
*L 122 Fern Green
L 124 Dark Green
L 126 Mauve
L 127 Smokey Pink
L 128 Bright Pink
L 129 Heavy Frost
L 130 Clear
L 131 Marine Blue
*L 132 Medium Blue
L 134 Golden Amber
L 135 Deep Golden
Amber
L 136 Pale Lavender
L 137 Special Lavender
L 138 Pale Green
*L 139 Primary Green
*L 141 Bright Blue
L 142 Pale Violet
L 143 Pale Navy Blue
L 144 No Color Blue
L 147 Apricot



L 148 Bright Rose
L 151 Gold Tint
L 152 Pale Gold
L 153 Pale Salmon
L 154 Pale Rose
L 156 Chocolate
L 157 Pink
L 158 Deep Orange
L 159 No Color Straw
L 161 Slate Blue
L 162 Bastard Amber
L 164 Flame Red
L 165 Daylight Blue
xL 166 Pale Red
L 169 Lilac Tint
L 170 Deep Lavender
L 174 Dark Steel Blue
L 176 Loving Amber
L 179 Chrome Orange
L 180 Dark Lavender
*L 181 Congo Blue
L 182 Light Red
L 183 Moonlight Blue
L 184 Cosmetic Peach
xL 185 Cosmetic
Burgundy
L 186 Cosmetic Silver
Rose
L 187 Cosmetic Rouge
L 188 Cosmetic
Highlight
L 189 Cosmetic Silver
Moss
xL 190 Cosmetic
Emerald
L 191 Cosmetic Aqua
Blue
L 192 Flesh Pink
xL 193 Rosy Amber
L 194 Surprise Blue
*L 195 Zenith Blue
L 196 True Blue
*L 197 Alice Blue
L 200 Double C.T.
Blue
L 201 Full C.T. Blue
L 202 1/2 C.T. Blue
L 203 1/4 C.T. Blue
L 204 Full C.T. Orange
L 205 1/2 C.T. Orange
L 206 1/4 C.T. Orange
L 207 C.T. Orange & .3
Neutral Density
L 208 C.T. Orange & .6
Neutral Density
L 209 .3 Neutral
Density
L 210 .6 Neutral
Density
L 211 .9 Neutral
Density
L 212 L.C.T. Yellow
L 213 White Flame
Green
L 214 Full Tough Spun



L 215 Half Tough Spun
L 216 White Diffusion
L 217 Blue Diffusion
L 218 1/8 C.T. Blue
L 219 Fluorescent Green
L 220 White Frost
L 221 Blue Frost
L 223 1/8 C.T. Orange
L 224 Daylight Blue Frost
L 225 Lee N.D. Frost
L 226 Lee U.V.
L 229 1/4 Tough Spun
L 230 Super Correction L.C.T. Yellow
L 228 Brushed Silk
L 232 Super White Flame
L 236 H.M.I.
L 237 C.I.D.
L 238 C.S.I.
L 239 Polariser
L 241 LEE Fluorescent 5700K
L 242 LEE Fluorescent 4300K
L 243 LEE Fluorescent 3600K
L 244 Lee Plus Green
L 245 Half Plus Green
L 246 1/4 Plus Green
L 247 Lee Minus Green
L 248 Half Minus Green
L 250 Half White Diffusion
L 251 1/4 White Diffusion
L 252 1/8 White Diffusion
L 253 Hampshire Frost
*L 254 New Hampshire Frost
L 255 Hollywood Frost
L 256 Half Hampshire Frost
L 257 Quarter Hampshire Frost
L 258 Eighth Hampshire Frost
L 261 Tough Spun FR-Full
L 262 Tough Spun FR-3/4
L 263 Tough Spun FR-1/2
L 264 Tough Spun FR-3/8
L 265 Tough Spun FR-1/4
L 270 Scrim
L 271 Mirror Silver
L 272 Soft Gold Reflector
L 273 Soft Silver

Reflector
L 274 Mirror Gold
L 275 Black Scrim
L 278 1/8 Plus Green
L 279 1/8 Minus Green
L 280 Black Foil
L 281 3/4 CT Blue
L 283 1-1/2 CT Blue
L 285 3/4 CT Orange
L 286 1-1/2 CT Orange
L 287 Double CT Orange
L 298 0.15 ND
L 299 1.2 ND
L 322 Soft Green
L 323 Jade
*L 325 Mallard Green
L 327 Forest Green
L 328 Follies Pink
L 332 Special Rose Pink
L 343 Special Med Lavender
*L 344 Violet
L 345 Fuchsia Pink
L 352 Glacier Blue
L 353 Lighter Blue
L 354 Special Steel Blue
*L 363 Special Med Blue
L 366 Cornflower
L 400 LEE Lux
L 402 Soft Frost
L 404 Half Soft Frost
L 410 Opal Frost
L 414 Highlight
L 416 Three Quarter White Diffusion
L 420 Light Opal Frost
L 429 Quiet Frost
L 430 Grid Cloth
L 432 Light Grid Cloth
L 434 1/4 Grid Cloth
L 439 Heavy Quiet Frost
L 441 Full C.T. Straw
L 442 Half C.T. Straw
L 443 1/4 C.T. Straw
L 444 Eighth C.T. Straw
L 450 3/8 White Diffusion
L 452 1/16 White Diffusion
L 460 Quiet Grid Cloth
L 462 Quiet Light Grid Cloth
L 464 Quiet 1/4 Grid Cloth
L 500 Double New Color Blue
L 501 New Color Blue

(Robertson Blue)
L 502 Half New Color Blue
L 503 Quarter New Color Blue
L 504 Waterfront Green
L 505 Sally Green
L 506 Marlene
L 507 Madge
L 508 Midnight Maya
L 511 Bacon Brown
L 512 Amber Delight
L 513 Ice and a Slice
L 514 Double G&T
L 525 Argent Blue
L 550 ALD Gold
L 600 Arctic White
L 601 Silver
L 602 Platinum
L 603 Moonlight White
L 604 Full C.T. Eight Five
L 622 One and One Eighth Digital LED C.T.O.
L 624 Full Digital LED C.T.O.
L 626 Seven Eighths Digital LED C.T.O.
L 628 Three Quarter Digital LED C.T.O.
L 642 Half Mustard Yellow
L 643 Quarter Mustard Yellow
L 650 Industry Sodium
L 651 HI Sodium
L 652 Urban Sodium
L 653 LO Sodium
L 700 Perfect Lavender
L 701 Provence
L 702 Special Pale Lavender
L 703 Cold Lavender
L 704 Lily
L 705 Lily Frost
L 706 King Flas Lavender
*L 707 Ultimate Violet
L 708 Cool Lavender
L 709 Electric Lilac
L 710 Spir Special Blue
L 711 Cold Blue
L 712 Bedford Blue
*L 713 J. Winter Blue
L 714 Elysian Blue
*L 715 Cabana Blue
*L 716 Mikkil Blue
L 717 Shanklin Frost
L 718 Half Shanklin

Frost
L 719 Colour Wash
L 720 Durham Daylight Blue
*L 721 Berry Blue
L 722 Bray Blue
L 723 Virgin Blue
L 724 Ocean Blue
L 725 Old Steel Blue
L 727 QFD Blue
L 728 Steel Green
*L 729 Scuba Blue
L 730 Liberty Green
L 731 Dirty Ice
L 733 Damp Squib
L 735 Velvet Green
L 736 Twickenham Green
*L 738 JAS Green
L 740 Aurora Borealis Green
L 741 Mustard Yellow
L 742 Bram Brown
L 744 Dirty White
L 746 Brown
L 747 Easy White
L 748 Speedy Pink
L 749 Hampshire Rose
L 750 Durham Frost
L 763 Wheat
L 764 Sun Colour Straw
L 765 LEE Yellow
L 767 Oklahoma Yellow
L 768 Egg Yolk Yellow
L 770 Burnt Yellow
L 773 Cardbox Amber
L 774 Soft Amber Key1
L 775 Soft Amber Key2
L 776 Nectarine
L 777 Rust
* L 778 Millennium Gold
L 779 Bastard Pink
L 780 AS Golden Amber
L 781 Terry Red
L 787 Marius Red
L 789 Blood Red
L 790 Moroccan Pink
L 791 Moroccan Frost
L 793 Vanity Fair
L 794 Pretty 'n Pink
L 795 Magical Pink
*L 797 Deep Purple
L 798 Chrysalis Pink
L 799 Special KH Lavender

L CL Cool LED series is available

GAM COLOR
20" x 24" sheets
G 100 Gypsy Pink
G 101 Lavender Blue
G 103 Blue Rose
G 104 Broadway Rose
G 105 Antique Rose
G 105X 3/4 Antique Rose
G 106 1/2 Antique Rose
G 107 1/4 Antique Rose
G 108 1/8 Antique Rose
G 109 Naked Pink
G 110 Dark Rose
G 120 Bright Pink
*G 130 Rose
G 135 Soft Pink
G 140 Dark Magenta
G 150 Pink Punch
G 152 Party Pink
G 155 Light Pink
G 160 Chorus Pink
*G 170 Dark Flesh Pink
G 180 Cherry
G 190 Cold Pink
G 195 Nymph Pink
G 220 Pink Magenta
G 235 Pink Red
G 245 Light Red
G 250 Medium Red XT
G 270 Red Orange
G 280 Fire Red
G 290 Fire Orange
G 305 French Rose
G 315 Autumn Glory
G 320 Peach
G 323 Indian Summer
G 324 Dk Bastard Amber
G 325 Bastard Amber
G 327 Pale Sepia
G 328 Tan Tone
G 330 Sepia
G 335 Coral
G 340 Lt Bastard Amber
G 342 Light Honey
G 343 Honey (Full CTO)
G 345 Deep Amber
G 350 Dark Amber
G 355 Amber Flame
G 360 Amber Blush
G 363 Sand
G 364 Pale Honey
G 365 Warm Straw
G 370 Spice
G 375 Flame
G 380 Golden Tan
G 382 Brass
G 385 Light Amber
G 388 Gold Rush
G 390 Walnut
G 395 Golden Sunset
G 410 Yellow Gold
G 420 Medium Amber
G 425 Sunflower
G 430 Warm Ivory
G 433 Double Ivory
G 435 Ivory
G 440 Very Light Straw
G 450 Saffron
G 455 Yellow Sun
G 460 Mellow Yellow
G 470 Pale Gold

G 480 Medium Yellow
*G 510 No Color Straw
G 515 Lime Yellow
*G 520 New Straw
G 525 Lime Sun
G 535 Lime
G 540 Pale Green
G 570 Lt Green Yellow
G 650 Grass Green (Primary)
G 655 Rich Green
G 660 Medium Green
G 666 Wicked Green
G 670 Emerald Green
G 680 Kelly Green
G 685 Pistachio
G 690 Bluegrass
G 710 Blue Green
G 720 Lt Steel Blue
G 725 Princess Blue
G 730 Azure Blue
G 740 Off Blue
G 750 Nile Blue
G 760 Aqua Blue
G 770 Christel Blue
G 780 Shark Blue
G 785 Beverly Blue
*G 790 Electric Blue
G 810 Moon Blue
G 813 Dk Moon Blue
G 815 Moody Blue
*G 820 Full Light Blue
G 830 North Sky Blue
G 835 Aztec Blue
G 840 Steel Blue
G 841 Diamond Blue
G 842 Whisper Blue
G 845 Cobalt
G 847 City Blue
G 848 Bonus Blue
G 850 Blue (Primary)
G 855 Blue Jazz
*G 860 Sky Blue
G 870 Winter White
G 872 Opera White
G 880 Daylight Blue
G 882 Southern Sky
G 885 Blue Ice
G 888 Blue Belle
G 889 Hot Blue
G 890 Dark Sky Blue
G 905 Dark Blue
G 910 Alice Blue
G 915 Twilight
G 920 Pale Lavender
G 925 Cosmic Blue
G 930 Real Congo Blue
G 940 Light Purple
G 945 Royal Purple
*G 948 African Violet
*G 950 Purple
G 960 Med Lavender
G 970 Special Lavender
G 980 Surprise Pink
G 982 Lovely Lavender
G 985 Ripe Plum
G 990 Dark Lavender
G 995 Orchid
GAM Diffusion and Cine- Filters are also available.

COLOR MEDIA PRICING

Roscolux	\$8.25	Lee Filters	\$10.00
GAM Color	\$8.25	HT Lee Filters	\$11.00

**High Temperature color may also be available for these colors. High Temperature filters have been discontinued. Some stock is still available.*

x indicates discontinued color - sales are limited to quantities in stock



Main Stations

CCI CS 702 Portable Main Station
\$1,300.00

Rugged, lightweight, two-channel portable intercom station. Supports up to 30 headset stations. Operator can talk or listen on either channel, combine them, or access them separately without tying both channels together. Stage Announce output with relay for external paging. Speaker jack for external monitoring. 3'0" H x 8.125" W x 10" D, weight 5.2 lbs.



#CC 300 #CC 400

Headsets

CCI CC 300 Single-ear standard
HS XLR-4F **\$345.00**

Single enclosed ear headset with superior audio quality and on/off switch in gooseneck microphone boom includes HS-ES ear sock and headset bag, field removable four-pin female XLR for standard Clear-Com connection.

CCI CC 400 Double-ear standard HS XLR-4F **\$410.00**

Double enclosed ear headset with superior audio quality and on/off switch in gooseneck microphone boom includes HS-ES ear socks and headset bag, field removable four-pin female XLR for standard Clear-Com connection.



#CC-28

CCI CC 28 Premium lightweight single ear intercom headset features high performance and cardioid dynamic microphones that high quality audio and modern styling.

\$250.00




Beltpacks

**BELTPACKS-
SERIES 700**

These superbly-designed beltpack headset stations feature high-quality audio, and programmable talk and listen function. Each model utilizes noiseless, digital electronic switching on audio circuits. Push pull output supplies high levels of audio in headsets.

CCI RS 701 Single-Channel Standard Beltpack **\$370.00**
Encore single-channel standard beltpack. Four-pin male headset connector and three-pin female/male loop through intercom line connectors.



FS II-Base-II-5



FreeSpeak II-Base-II-5

The FreeSpeak II-Base-II-5 is a standalone wireless system that can connect up to 5 full-duplex beltacks. Up to 10 active transceiver antennas can enable beltack-to-base station distance range up to 3,200ft (1,000m). The system has 4-wire and partyline intercom connectivity, program feed input, stage announce, IFB, up to 5 wireless partyline groups and partyline call alert functionality. The base station can intelligently mix 1.9GHz and 2.4GHz system components, such as wireless beltacks and transceiver antennas on the same system.

CCI FS II BASE-5 **\$7,830.00**
(Components and systems with fewer beltacks are also available)

*Additional Clear-Com® Intercom
Systems equipment is available.*

CLEAR-COM HEADSET COMPARISON CHART

	CC-300	CC-400	CC-28
APPLICATIONS	Broadcast, theatrical, institutional, others needing extreme durability and excellent audio quality with one ear free	Broadcast, theatrical, institutional, others needing extreme durability and excellent audio quality with high isolation	Broadcast, on-camera, lower-noise environments needing full-range audio, low profile, and light weight
NUMBER OF EARPIECES	One	Two	One
EARPIECE TYPE	Closed	Closed	Closed
EXTERNAL NOISE ISOLATION	Moderate (single ear)	High	Low (single ear)
FREQUENCY RESPONSE	Full-range audio with vocal presence	Full-range audio with vocal presence	Smooth full-range audio
DURABILITY	Virtually unbreakable	Virtually unbreakable	For lighter duty use
HEADSET MATERIAL	ABS and Duracon	ABS and Duracon	Plastic with moderate gauge steel
MICROPHONE	High-quality cardioid	High-quality cardioid	Cadroid Dynamic
TRANSDUCER TYPE	Noise-canceling dynamic	Noise-canceling dynamic	Directional dynamic
MIC FREQUENCY RESPONSE	70 Hz - 18 kHz	70 Hz - 18 kHz	200 Hz - 10 kHz
MIC BOOM ROTATION (for left or right-side use)	300 degrees	300 degrees	300 degrees
IMPEDANCE: MIC/EARPIECE	220 ohms/420 ohms	220 ohms/220 ohms	200 ohms/320 ohms
CABLE TYPE & LENGTH	Straight 4-wire 5.5 ft/1.75m	Straight 6-wire 5.5 ft/1.75m	Straight 4-wire 5 ft/1.75m
CONNECTOR & OPTIONS	4-pin XLR female (optional 4-pin XLR male)	4-pin XLR female (optional 4-pin XLR male and 6-pin binaural)	4-pin XLR female
WEIGHT (less cable)	9.9 oz/282 g	14.1 oz/399 g	3.1 oz/88 g



SNOW

Plastic scatter flakes

SNOW 5	5 pounds	\$19.80
SNOW 10	10 pounds	\$39.60
SNOW 25	25 pounds	\$67.01

BREAKAWAYS

Bottles and Glasses are shipped only in lots of 6 each.



BR BEER G	Green Beer Bottle	\$24.17
BR BEER B	Brown Beer Bottle	\$24.17
BR WHISKEY C	Clear Whiskey Bottle	\$24.17
BR WHISKEY B	Brown Whiskey Bottle	\$24.17
BR WINE C	Clear Wine Bottle	\$24.17
BR WINE B	Brown Wine Bottle	\$24.17
BR COKE	Green Coca-Cola Bottle	\$24.17
BR WATER	Clear Water Glass	\$30.50
BR CHAMPAGNE B	Green Champagne Bottle	\$30.50
BR MEDICINE	Medicine Bottle	\$24.17

MIRROR BALLS



Mirror balls create an unbounded reflection of light.

cat#	diameter	motor size	price
MB 12	12"	AAA	\$25.65
MB 16	16"	AA	\$90.25

CEILING TURNER MOTORS

cat#	mirror ball diameter	speed	price
MBM AAA	up to 24"	3 rpm	\$53.10
MBM AA	up to 20"	1 rpm	\$53.10

Le FLAME



The Le Flame offers an amazingly realistic flames effect with the use of light, air flow and fabric. The Le Flame is available as a stand-alone kit to be incorporated

into any scenic element or combined with the Le Flame hanging bowl or post mounted bowl (sold separately)

cat#	description	price
ULTR CLF 5000	Le Flame Module 110v	\$314.86
ULTR CLF 5005	Le Flame Module 110v w/ Post Bowl	\$393.84
ULTR CLF 5004	Le Flame Module 110v w/ Hanging Bowl & Chains	\$422.66

FOG PRODUCTS

ROSCO FOG MACHINE - VAPOUR SERIES

Packed with features to meet the needs of professional effects technicians, the Vapour is the workhorse of Rosco's newest range of fog machines and is engineered for peak



performance, solid reliability and ease of maintenance. Precise output control allows the Vapour the widest range of atmospheric effects and makes it versatile for use in virtually any venue. The Vapour Plus produces a massive blast of fog! And then... more fog. The colossal fogger is able to fill the largest venues and create the most impressive bursts of fog needed - yet it's small enough to mount in box truss and power from a single mains circuit. The Rosco V-Hazer allows consistent and smooth haze that hangs for hours with only minimal replenishment. The V-Hazer is fast, efficient, quiet, and rock-solid reliable.

cat#	price
ROS FM VAPOUR	\$1,087.09
ROS FM VAPOUR PLUS	\$1,265.95
ROS FM VHAZER	\$1,477.26

ROSCO FOG FLUID

For nearly twenty years, Rosco Fog Fluid has been the most widely used fog fluid in theatre, live entertainment and theme parks. When vaporized, this unique formulation produces a dense, realistic fog which has no unpleasant odor. MSDS sheet and additional information is available.



cat#	size	price
FOG FF FOG 1L	Liter	\$22.50
FOG FF FOG 4L	4 litre	\$79.43

STAGE & STUDIO FLUID

This special formulation offers many of the same features that Rosco Fog Fluid does, with

two additional benefits. This special fluid, when used with any of Rosco's fog machines, will dissipate more quickly than standard fluid. This is especially useful for theatrical or video applications where the effect must appear and disappear on cue. When properly chilled (through the use of the Rosco Chiller Module), the Stage and Studio Fluid generates an excellent low-lying fog.

cat#	size	price
FOG FF STAGE 1L	Liter	\$22.50
FOG FF STAGE 4L	4 Litre	\$79.43

HEALTH WARNING: Vapor from fog fluids, like any other common material - in an aerosolized state, may be irritating to or cause allergic symptoms in some persons with allergic sensitivity. Do not fog in the presence of known asthmatics.

Please call or write for information on other Rosco Fog Machines and additional fog fluids.

ULTRATEC SHOW FOGGER PRO

Impressive Output - Huge, continuous fog output from a re-engineered heat exchanger. **Design Ingenuity** - A simple, yet effective fog machine incorporating a large heating block, a powerful whisper-quiet pump, and Ultratec's



cutting-edge Rapid Change Technology. **Attractive Durability** - A large one-gallon integrated fluid tank prevents leaks and drips, a special hammer-tone finish resists scratches and wear, and a built-in handle balances off a sleek rugged chassis.

Unbeatable Value - Comes standard with a 25 ft. deluxe remote, an onboard microprocessor, and a spare Rapid Change Rebuild Kit, all for much less than any other machine in its class. Ultratec fluids appropriate for use in the Show Fogger Pro include: Maxi Fog Fluid, Director's Choice Fog Fluid, Pro Beam Fog Fluid, Molecular Fog Fluid, Quick Dissipating Fog Fluid, Extra Quick Dissipating Fog Fluid.

cat#	description	price
ULTR SHOW	Show Fogger Pro (Timer Remote Included)	\$1,124.96

ULTR SHOW C	Road Case	\$528.12
-------------	-----------	----------

ULTRATEC RADIANCE HAZER

Ultratec's Radiance Haze Machine represents a major advancement in water-based haze

technology. Features include: Built-in DMX that controls both the haze output and internal fan. This combination offers excellent haze control and even dispersion. The Radiance can also be



operated by an optional remote, or by utilizing the onboard variable settings. Additional features include an IDC removable power cable and multi-use bracket. The Radiance uses the Neutron Haze Fluid which is a proven fluid that offers the best in low consumption and great hang time. It utilizes the various sizes of the Ultratec fluid containers. Serviceability is key; built with Ultratec's innovative 4-port rapid clean vaporizer, the radiance can be cleaned and returned to service in less than 15 minutes.

cat#	description	price
ULTR RAD	Radiance Haze Machine	\$1,414.21
ULTR RAD R	Radiance Hazer Remote	\$168.21
ULTR RAD C	Radiance Road Case	\$1,099.35

ULTRATEC DRYICER

The DryIcer is a clear world leader among portable dry-ice machines. Molded from heat resistant cross-linked polyethylene, the machine



features a dry-ice capacity of approximately 20 pounds, giving a running time of approximately five minutes. The flow rate is controlled by a four step ratchet lowering system which positions the basket at various depths in the boiling water, producing a powerful fog output through the front nozzle.

ULTR CLF 1810	DryIcer	\$1,371.52
ULRT CLF 2995	4" x 25' Ducting Hose	\$244.42

ULTRATEC FOG FLUIDS

cat#	description	price
FOG FF ULTR LUM7 4	4 litre Haze Fluid	\$133.67
FOG FF ULTR LUM7 2	2 litre Haze Fluid	\$82.46

FOG FF ULTR DC4	4 litre Director's Choice Fog Fluid	\$66.79
FOG FF ULTR Q4	4 litre Quick Dissipating Fog Fluid	\$59.82
FOG FF ULTR PB 4	4 litre Pro Beam Long Lasting Fog Fluid	\$55.61
FOG FF ULTR CFF4	4 litre Maxi Fog Fluid	\$39.20

Contact us for details on other Ultratec fog machines and fluids.

ULTRA HANDY FOGGER

The Ultra Handy Fogger Is Ultratec's latest addition to its award winning fog machine lineup and is its smallest and most portable yet. But do not let its small footprint fool you! The Ultra Handy Fogger makes no compromises, producing Ultratec's signature fog effect so widely used in the industry.

Run Time: 20 Minutes
Reheat Time: 8 Minutes
Fluid Consumption: Burst - 36cc/min.



cat#	description	price
ULTR CLF 8000	Ultra Handy Fogger	\$1,296.80
ULTR CLF 8010	Ultra Handy Fogger Road Case	\$440.80

SNOW MACHINE

ULTRATEC TRUE NORTH SNOW MACHINE

Creates snowfalls from light and fluffy to raging snowstorm with a simple twist of the Flow and Flake Size Control. Easy to set up and operate, the snow machine streams a continuous snow flow.



ULTR CLS 7200	True North Snow Machine	\$612.31
----------------------	-------------------------	----------



ULTRATEC TRUE NORTH SNOW FLUID

Creates realistic-looking snow. Fluid is odorless and environmentally safe.

cat#	description	price
ULTR CFF 3604	4 Liters	\$49.42

CONFETTI & STREAMERS

GRAND MAJESTIC AIR CANNON

Double barrel configuration. The capacity of each barrel is 1.5 lbs./ .68 kg of Pro Fetti or Cut Paper or up to 2.5 streamers.

Unit is triggered or activated by an electric valve from the internal air tank supply. It will launch Pro Fetti or cut paper up to 50 ft./15 m and Streamers up to 80 ft./24 m.

GRA PAP 1030	Air Cannon 110V	\$1,137.51
---------------------	-----------------	------------



GRAND MAJESTIC QUICK SHOT

Simple but very effective launcher for Streamers and Pro Fetti. Using a 16-g CO2 cartridge, you are able to launch these products to a height of 50 ft./15 m. It is equipped with a simple manual triggering mechanism. The Quick Shot does NOT require a lifting

cup or back pressure cap.

GRA PAP 1015		\$90.08
---------------------	--	---------

PRO FETTI

Pro Fetti is 5/8 in. by 2 in. rectangular flame retardant tissue paper or metallic PVC strips. When launched, it spins and rotates slowly, creating an impressive "cascading waterfall" effect.



GRA PAP 1999	1 lb. Bag, Multi Color	\$17.10
GRA PAP 2030	1 lb. Box, Blue	\$19.95
GRA PAP 2033	1 lb. Box, Midnite Blue	\$19.95
GRA PAP 2035	1 lb. Box, Pink	\$19.95
GRA PAP 2040	1 lb. Box, Bright Orange	\$19.95
GRA PAP 2045	1 lb. Box, Red	\$19.95
GRA PAP 2050	1 lb. Box, Purple	\$19.95
GRA PAP 2060	1 lb. Box, Dark Green	\$19.95
GRA PAP 2065	1 lb. Box, Lavender	\$19.95
GRA PAP 2070	1 lb. Box, Light Green	\$19.95
GRA PAP 2085	1 lb. Box, Teal	\$19.95



Metallic PVC
GRA PAP 2412 1 lb.
 Bag, Silver \$34.77
GRA PAP 2414 1 lb.
 Bag, Gold \$34.77
GRA PAP 2415 1 lb.
 Bag, Multi Color \$34.77

GRA PAP 2500 1 lb. Stack, Silver/White \$57.29
GRA PAP 2502 1 lb. Stack, Gold/White \$57.29
GRA PAP 2504 1 lb. Stack, Blue/White \$57.29

STREAMERS

Streamers are made with bright beautiful colors 1/2 in. wide by 20 ft. long. When launched, the streamers uncoil, creating a "cascading waterfall" effect.

GRA PAP 2250C Dark Green \$8.51
GRA PAP 2265C Blue \$8.51
GRA PAP 2270C Yellow \$8.51
GRA PAP 2280C Metallic PVC, Silver \$15.97
GRA PAP 2285C Multi Color \$8.51
GRA PAP 2290C Red/White/Blue \$8.51

Additional colors and sizes available for Pro Fetti and Streamers. Please contact us for more information.



CONSUMABLES

GRA PAP 1010 2" Tethered Lifting Cup \$11.94
GRA PAP 1205 Co2 Cartridge (8 gm) \$2.20
GRA PAP 1200 Co2


Cartridge (16 gm) \$3.26
GRA PAP 1206 Co2 Cartridge (25 gm) \$10.80
GRA PAP 1207 Co2 Cartridge (38 gm) \$14.04
GRA PAP 1210 2" Back Pressure Caps (10 per package) \$11.37
GRA PAP 1220 2" Lifting Cups (10 per package) \$17.10



GAM Film/FX has been discontinued. Film loop stock is limited. Call for availability.

GAM FILM LOOPS

GAM FILM LOOP FL* Stock Film Loops \$94.05



GOBO HOLDERS



UNIVERSAL IRIS SLOT HOLDER

The Universal Iris Slot Holder has been carefully tooled and engineered to fit into many of the new generation of ellipsoidal fixtures including the ETC S4, Altman Shakespeare,

Strand SL, and Selecon Pacific Cool Light. An Iris Slot Holder allows a glass pattern to be placed in the iris slot of a fixture in the front of the gate, necessary for some thicker glass gobos. In addition the Universal Iris Slot Holder is double sided, allowing use of two gobos, glass and/or steel, in the iris slot at the same time.

PH UNIV Universal Iris Slot Holder \$19.00

GLASS GOBO HOLDERS

Glass gobos require a Channel Holder to allow for the additional thickness of the glass. The Iris Slot Gobo Holder allows a glass pattern to be placed in the iris slot of an ellipsoidal fixture, in front of the gate. The holder positions the gobo securely and holds it in the focal plane.

CHANNEL HOLDER

cat#	description	price
PH 14579	"B" Size Glass Channel Holder - Altman fixtures	\$14.25
PH 14686	"B" Size Glass Channel Holder - ETC S4	\$14.25

STEEL GOBO HOLDERS

PH 13586	"B" Size Sandwich Holder - Altman Fixtures	\$12.35
PH 13686	"B" Size Sandwich Holder - ETC Source 4	\$12.35

PH 13610 "A" Size Sandwich Holder - ETC Source 4

\$12.35

ROSCO PRISMATICS

Rosco Prismatics are multi-colored texture patterns. Prismatics, made up of tiny chips of dichroic colored glass, combine the brilliant colors of Rosco Permacolor and the intricate deep textures of Image Glass to create a pattern which projects spectacular multi-colored textures. Use Prismatics alone, combine them with other patterns (steel - make sure steel gobo is furthest from the lamp, or glass) or use them in the Double Gobo Rotator for remarkable moving effects. Six different color styles give a lighting designer maximum creative options. Prismatics are available in B size for 600 watt ellipsoidal spotlights and many moving light sizes.



Price each \$87.02

DP 43801 Kaleidoscope
DP 43802 Cool Lavender
DP 43803 Spring Greens
DP 43804 Sunset
DP 43805 Blue Water
DP 43806 Fiery Sun
DP 43807 Warm Contrast
DP 43808 Patriotic
DP 43809 Crystalline

ROSCO IMAGE GLASS

Rosco's Image Glass is deeply textured glass that refracts and bends light into intricate patterns of light and grayscale images.

Altering the sharp focus of the fixture transforms the image into subtle and complex textured shadows. Image Glass is available in standard B Size or in smaller sizes for automated luminaires by special order.




Image Glass



Image Glass




Image Glass

Price each

\$50.16

DP 33600 Flower
DP 33601 Lines
DP 33602 Plume
DP 33603 Light Plume
DP 33604 Pebble
DP 33605 Honeycomb
DP 33606 Waves
DP 33607 Irregular Strands
DP 33608 Banded Lines
DP 33609 Lazy Swirls
DP 33611 Pin Feathers

- DP 33613** Frost
DP 33614 Blisters
DP 33615 Coalescing Bubbles
DP 33617 Hammered

More Choices may be viewed at us.rosco.com

ROSCO CUSTOM GOBOS

CUSTOM STEEL GOBOS

Custom gobos are a great way to enhance your lighting design. Your design can be made into a high quality steel gobo from virtually any type of original artwork. Delivery can be made as quickly as within three days. Send us your artwork by email, letting us know your delivery requirements and fixture. Please contact us for pricing information.

CUSTOM GLASS GOBOS

Through Rosco's innovative developments in technology and unique manufacturing methods, Rosco has raised the bar in gobo production. New custom glass gobos are designed to produce the highest quality resolution for any unique design. Production methods offer flexibility for the desired artwork, projector, and glass gobo type, allowing each gobo to be truly customized from a 4mm image area and up. Custom colored glass gobos are made by stacking layers of dichroic glass with custom, etched patterns on top of each other in order to subtractively mix the colors needed for the image.

B SIZE

DP CGBW	Black & White	\$201.40
DP CGBW COPY B	Copy	\$104.50
DP CG1C	1 Color	\$201.40
DP CG1C COPY B	Copy	\$104.50
DP CG2C	2 Color	\$394.25
DP CG2C COPY B	Copy	\$286.90
DP CGHIDEF MC	HiDef Multi Color	\$660.25
DP CGMC CP B	Copy	\$455.05

CUSTOM PLASTIC COOL INK GOBOS

Rosco Custom Plastic Gobos are an excellent short-term projection solution. Plastic gobo technology has been evolving since Rosco introduced its innovative iPro Slides in 2000. Rosco continues to offer these award-winning plastic gobos for use with the iPro Image Projector inside a traditional ellipsoidal.

Cool-running LED ellipsoidals, however, are increasingly used as image projectors in stage and event lighting designs. Because many of these fixtures generate significantly less heat, Rosco also offers Cool Ink and Cool Ink HD Plastic Gobos that use the same proprietary, user-tested slide film and printing techniques as an iPro Slide.

Please contact us for pricing information.

ROSCO I-CUE INTELLIGENT MIRROR™



The Rosco I-Cue Intelligent Mirror is an ellipsoidal spotlight attachment that allows you to use your spotlight with much greater flexibility and control. The unit slides into the color slot of the ETC Source 4, Altman Shakespeare, Strand SL, and Selecon Pacific. The major function of the unit is to reposition the beam of light so a single spotlight in a fixed position can be used for multiple specials in dozens of locations. With its onboard DMX, the unit is controlled directly from your lighting console, giving you precise control of the mirrors pan and tilt motion. A Power Supply Unit is necessary to get 24v DC to the I-Cue, and you can daisy chain multiple units from one Power Supply. The I-Cue is compatible with many common power supplies. A complete specification sheet is available.

ROS ICUE I-Cue **\$833.15**

ROSCO POWER SUPPLY UNIT

Unit is designed to control the Rosco Double and Single Indexers, as well as the Rosco I-Cue Intelligent Mirror. The power supplies deliver 24v DC via 4 pin XLR connectors to a single or multiple units. The Power Supply Unit controls up to 50 watts and has built-in voltage auto-sensing.



watts

ROS PSU 51 for up to 50
\$165.59

ROSCO IMAGEPRO™ GOBO SLIDE PROJECTOR



ImagePro™ offers users an easy, inexpensive solution for projecting photographic quality images in a theatrical setting.

The ImagePro™ fits as an accessory into the iris slot of a typical ETC Source Four, Altman Shakespeare, Strand SL or Selecon Pacific fixture. Fitted with an iPro Slide, the ImagePro™ delivers bright, visible full-color images that will last between 15 and 50 hours.

ROS IMAGE PRO **\$327.75**
ROS IP Stock Slide **\$46.08**
ROS IP C SLIDE Custom Slide Kit, make your own slides **\$48.45**
 See Rosco's Slide Library at www.rosco.com and contact us for more IPro Accessories.

ROSCO GOBO ROTATORS

SIMPLESPIN DUAL GOBO ROTATOR

An endless list of effects is possible using the SimpleSpin dual gobo rotator and Rosco



steel and glass gobos. A single, variable speed stepper motor is used to rotate two B size gobos always rotating in opposition. SimpleSpin is primarily a manual control, "set and forget" device. This is especially convenient in venues where more sophisticated

DMX control is either


unavailable or unnecessary. In instances where varying speed control is needed, SimpleSpin can be plugged into a dimmer and controlled by a lighting desk.

ROS GR SS Simple Spin Dual Rotator **\$451.80**

REVOPRO DUAL PROGRAMMABLE ROTATOR

RevoPro works anywhere. The auto sensing, auto switching internal power supply means RevoPRO works anywhere you have mains power available. No DMX at the far front of house, or in the museum atrium? Dial in speed and direction on the RevoPRO LCD display and store to the memory buffer. Power-up to recall that program, power down at the end of the day. No dmx needed.

ROS GR RP RevoPRO Rotator **\$680.40**





Syracuse Scenery is pleased to offer the fine products of Apollo Design Technology, Inc.

Standard Metal Patterns



\$13.90 each

Standard pattern size.

Other patterns and patterns in other sizes are available.

Featured here is a sampling of Apollo's products. Please visit internetapollo.com for the complete range of metal patterns, glass patterns, accessories and motion effects.

BREAKUPS



TREES AND FOLIAGE



NATURE



CELESTIAL ELEMENTS

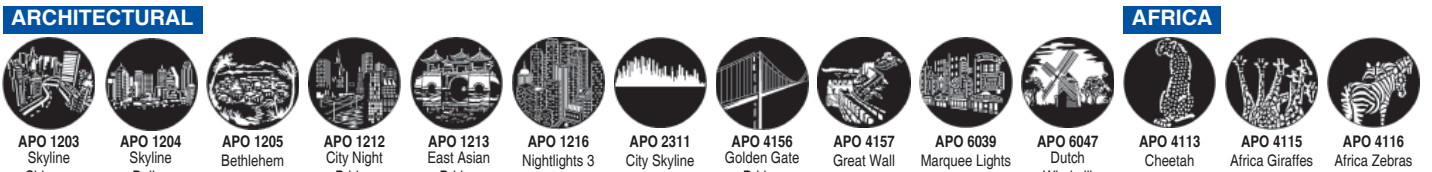


WATER ELEMENTS

GLOBES



OCEAN ELEMENTS



ARCHITECTURAL

AFRICA



EGYPT

CELEBRATIONS

CELEBRATION TIME AND HOLIDAYS



APO 3005
Ms. Liberty



APO 3023
Opera Phantom



APO 3094
Haunted
Jesse Guest



APO 3126
Turkey



APO 3282
Angel



APO 3429
Happy Easter



APO 3430
Easter Grave



APO 4033
Breakup
Valentine




APO 4037
Lips



APO 6070
Festive Dancer



APO 6071
Mask



DOORS AND WINDOWS



APO 6072
Joker



APO 6073
Mardi Gras



APO 7016
Cincodemayo



APO 7019
Fiesta



APO 6008
Victorian
Window



APO 6014
Victorian Rose
Window



APO 6016
Office Building



APO 6017
Window Alley
View



APO 6020
Window Three-
Column



APO 6021
Building With
Fire Escape



APO 6022
Window Shut-
ters Closed



APO 6023
Austrian
Blinds



APO 6030
Door Glass
Entrance



APO 6033
Door Colonial

RELIGIOUS



APO 3120
Menorah



APO 3122
Dove



APO 3225
Crucifix



APO 3410
Mary 2



APO 3412
Window Angel



APO 3433
Jesus
Reversed



APO 3437
Alleluia



APO 4043
Sports Baseball



APO 4045
Sports
Basketball



APO 4057
Sports Olympic
Rings



APO 4059
Sports Karate



APO 4065
Sports Football
Players



APO 4085
Sports Car
Racing Flags



APO 4095
Sports Downhill
Racing

SPORTS

SYMBOLS



APO 4099
Awards Trophy



APO 2525
No Cell Phones



APO 3545
GOP



APO 3546
Democrat



APO 4081-A
Mask Comedy



APO 4081-B
Mask Tragedy



APO 4081-C
Mask Tragedy
Comedy



APO 4133
Ribbon Symbol



APO 2294
Question



APO 2505
Clock Roman
Numeral



APO 2506
Clock Face
Modern



APO 2507
Minute Hand



APO 2508
Hour Hand



APO 3001
Diamond

SuperResolution™ Patterns



SR 0035
Cloud 3



SR 0036
Battle Angel



SR 0040
Floating
Angel



SR 0065
Ancient Street



SR 0077
Babys Breath



SR 0087
Globe



SR 0093
Cloud 6



SR 0101
Spiral Galaxy



SR 1005
Solar Eclipse



SR 1007
Saturn



SR 1009
Moon Natural



SR 1016
Hydrangea



SR 2112
Distorted Blind



SR 2142
Fire Shadow



SR 2508
Lily Cross



SR 3409
Heavenly
Sanctuary



SR 6040
City Building
Lights



SR 0041
Eye Soup



SR 2146
Fire Up Close



SR 2149
Crystal Lights

Gobos enhance design by creating great visuals on walls, floors, backdrops and other scenic elements. They can be used in place of scenery. The appearance of the image can be affected and/or enhanced through the use of color filters and the angle and focus of the light being used, allowing for additional design flexibility.

Black & white glass gobos project detailed photos, images or logos with a gray scale. They are designed for maximum temperature tolerance and longer life than metal gobos in higher wattage ellipsoidal and intelligent lights.

Apollo Design Technology, Inc. black & white patterns feature their SuperResolution™ 20,000 dpi process. No "bridging" of the image is required with glass patterns. Apollo has in-house art and production capabilities that allow the quickest turnaround in the industry for glass gobos to fit any light in the industry.

Apollo glass gobos are made from high quality 1.1mm thick borosilicate glass.

Over 160 standard black & white SuperResolution™ patterns are available. Donuts are recommended for use with B&W glass patterns to allow for a sharper image by blocking out unwanted light.

\$165.25 each


Stock patterns

*Please contact us for pricing
on custom patterns.*

Textured Glass



TEX FLORAL
GLASS



TEX STRIPED
GLASS

Deep textured glass patterns will refract and bend light into detailed patterns of light and grey scale images. Combine with color, other patterns and rotators, or adjust the focus for that extra touch. Textured glass is an inexpensive way to add depth to your patterns, and enhance architectural washes. Apollo's textured glass patterns are made of tempered glass and are available in eight patterns. Currently available in "B" size only.

Call for price and availability



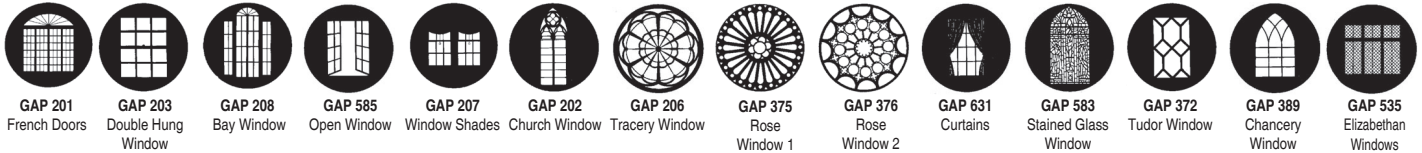
THE GREAT AMERICAN PATTERN

\$13.90 each

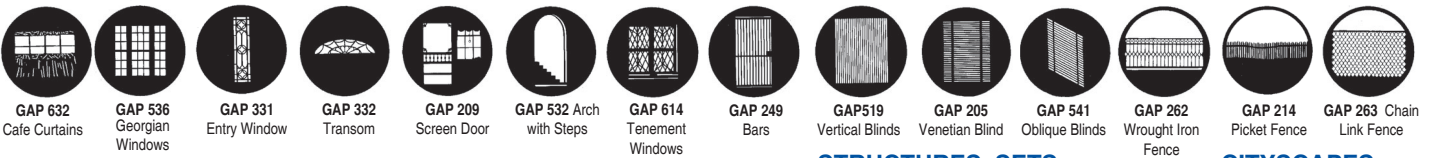
Standard pattern size. Other patterns and patterns in other sizes are available.

The Great American Pattern is a custom designed template for use in ellipsoidal spotlights. Made of high quality, durable stainless steel alloy, tough enough to stand up under the intense heat at the spotlight gate, and may be cut with scissors to fit almost any pattern holder.

WINDOWS, ETC.



WINDOWS, ETC.



FENCES, OPENINGS

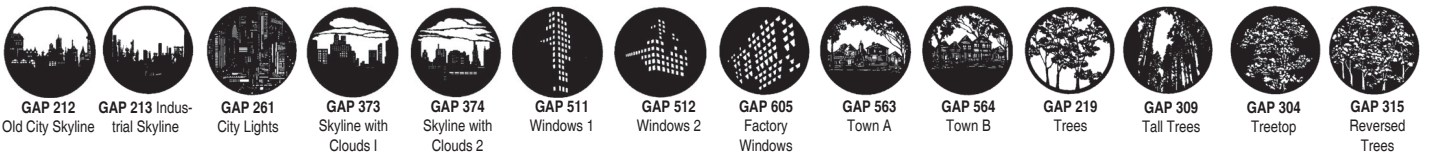
FENCES, OPENINGS



STRUCTURES, SETS

CITYSCAPES

CITYSCAPES



TREES, FOLIAGE

TREES, FOLIAGE

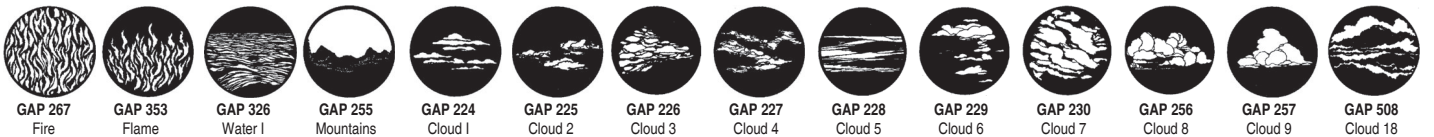


TREES, FOLIAGE, ELEMENTS



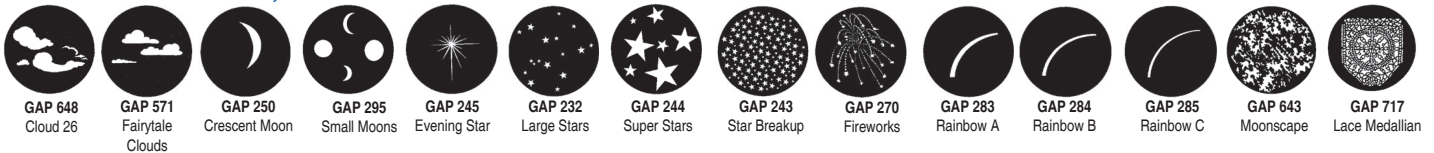
ELEMENTS

CLOUDS



CLOUDS

SKY, STARS



NATURAL MOTIF

Great American Patterns
are now produced by



many additional patterns are
shown online at
rosco.com

NATURAL MOTIF



GAP 310
Small Snow-
flakes



GAP 515
Dragon A



GAP 516
Dragon B



GAP 556
Grille 1



GAP 557
Grille 2



GAP 558
Grille 3



GAP 559
Grille 4

GRAPHICS, GRIDS, GRILLS



GAP 596
Grille 5



GAP 650
Triangle Grid



GAP 617
Trellis 1



GAP 599
Small Dots




GAP 254
Zig Zag



GAP 319
Circles



GAP 534
Triangles



SPOTLIGHTS, PIN SPOTS



GAP 274
Spotlight
Gobo 1



GAP 275
Spotlight
Gobo 2



GAP 276
Spotlight
Gobo 3



GAP 277
Spotlight
Gobo 4



GAP 278
Spotlight
Gobo 5



GAP 355
Searchlights



GAP 266
Sunburst



GAP 368
Miniature
Breakup



GAP 222
Small Breakup



GAP 223
Large Breakup



GAP 645
Mixed Breakup



GAP 305
Pointed
Breakup



GAP 589
Pointed
Breakup XL



GAP 542
Paisley
Breakup

BREAKUPS



GAP 629
Homespun 1



GAP 630
Homespun 2



GAP 317
Pebbles



GAP 611
Crackling
Breakup



GAP 622
Brush Breakup



GAP 671
Pasta
Point Five



GAP 659
Pasta 1



GAP 621
Wavy Lines



GAP 633
Wavy Breakup



GAP 634
Waves 2



GAP 594
Splash



GAP 391
Lines



GAP 590
Strokes



GAP 640
Second Strokes

BREAKUPS



GAP 354
Diamond
Breakup



GAP 271
Radial Breakup



GAP 235
Radial Lines



GAP 638
Radial Lines 2



GAP 306
Explosion



GAP 669
Shimmer 1



GAP 670
Shimmer 2



GAP 665
Pinwheel 2



GAP 666
Pinwheel 3



GAP 667
Pinwheel 4



GAP 707
Twister XL



GAP 701
Taco Pronto



GAP 706
Tangles



GAP 248
Cobblestones

BREAKUPS



GAP 398
Shatter



GAP 620
Scattered
Lines



GAP 674
Jagged
Breakup



GAP 675
Bubbling
Breakup



GAP 676
Puddled
Breakup



GAP 700
Giant Breakup



GAP 702
Flagstone
- Large



GAP 703
Flagstone
- Small



GAP 727
Curly
Breakup



GAP 726
Smash



GAP 601
Witch
with Cat



GAP 602
Jack-O-Lantern



GAP 343
Skull



GAP 339
Bells

HOLIDAYS, SYMBOLS



GAP 616
Ornaments 1



GAP 710
Gifts



GAP 576
Merry
Christmas



GAP 644
Happy
Holidays



GAP 333
Heart



GAP 606
Shamrock



GAP 505
Giant Flame



GAP 237
American
Flag



GAP 264
Canadian Flag



GAP 265
Cross



GAP 323
Star of David



GAP 321
Notes



GAP 344
G-Clef



GAP 346
Flash!

THEMES, SIGNAGE



GAP 348
Pow!



GAP 571
Fairytale Clouds



GAP 572
Fairytale Tree



GAP 711
Iron Cross



GAP 712
Bow



GAP 713
Ribbon



GAP 330
Masks



GAP 729
Fleur de Lis



GAP 715
Eyes



GAP 728
Wink



GAP 549
Boats



GAP 260
No Smoking



GAP 299
Numbers A



GAP 300
Numbers B

SIGNAGE, THEMES



GAP 301
Numbers C



GAP 338
Intermission



GAP 342
Arrow



GAP 359
Encore



GAP 392
Dollar Signs



GAP 393
Question Mark



GAP 588
Peace Piece



GAP 518
Happy Birthday



GAP 560
The End



GAP 695
Hollywood Sign



GAP 259
Applause



GAP BC21
Class of 2022



GAP BC22
Class of 2023



GAP 677
Miniature
Breakup SQ

BLENDBLES



GAP 678
Small
Breakup SQ



GAP 679
Large
Breakup SQ



GAP 680
Pointed
Breakup SQ



GAP 681
Pointed
Breakup XL SQ



GAP 682
Sharp
Foliage SQ



GAP 683
Open Foliage
SQ



GAP 684
Summer
Leaves SQ



GAP 685
Star
Breakup SQ



GAP 686
Fire SQ



GAP 687
Brambles SQ



GAP 688
Realistic
Leaves SQ



GAP 689
Leaf
Breakup SQ



GAP 690
Leaf
Pattern SQ



GAP 691
Pebbles SQ

SYRACUSE SCENERY & STAGE LIGHTING CO., INC.



\$13.90 each
Standard "B" pattern size

DESIGNER PATTERNS

Patterns, or gobos, are widely used by designers in theatre, film, photography and television to create atmosphere, project scenery, and generally enhance the visual impact of their lighting. Conceived by some of the world's leading designers, the Rosco range presently includes over 300 designs. To insure design integrity, the patterns are etched using a precise double-sided process on stainless steel. Rosco Designer Patterns are round to allow for rotation in the gate when aligning the projected image. Visit www.rosco.com for illustrations of all available Rosco patterns.

Festive



Festive, Foliage



Foliage

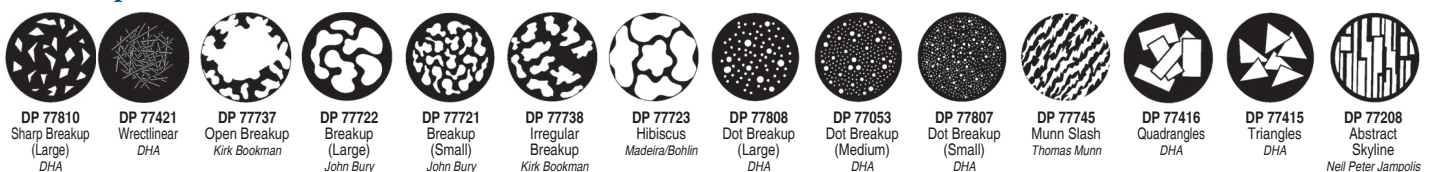


Foliage


Breakups



Breakups





Breakups



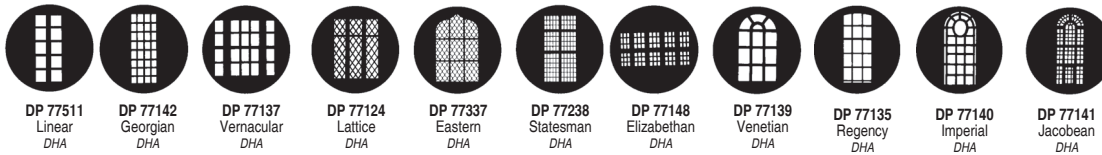
Breakups

Windows

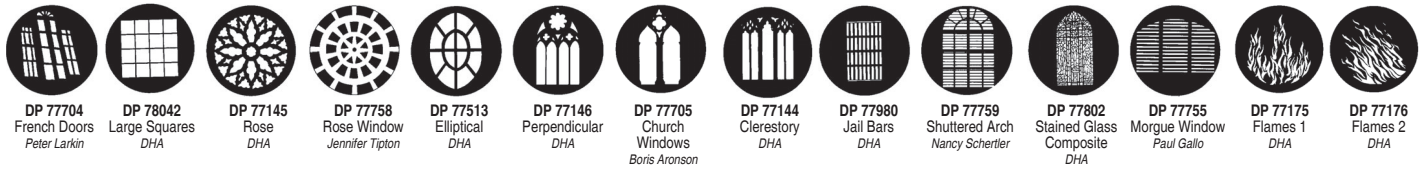




Windows




Windows



Elements

Elements



Elements



Elements

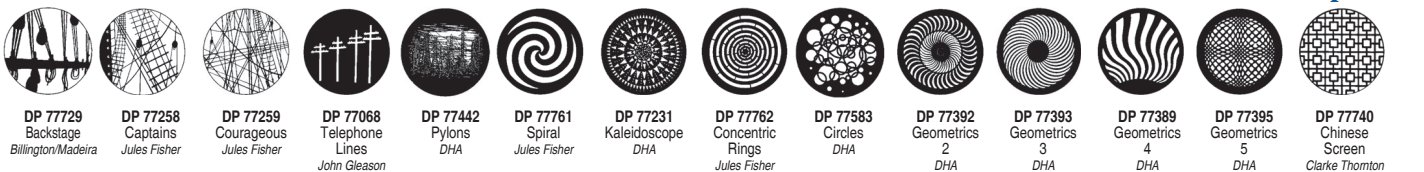
Structural



Structural

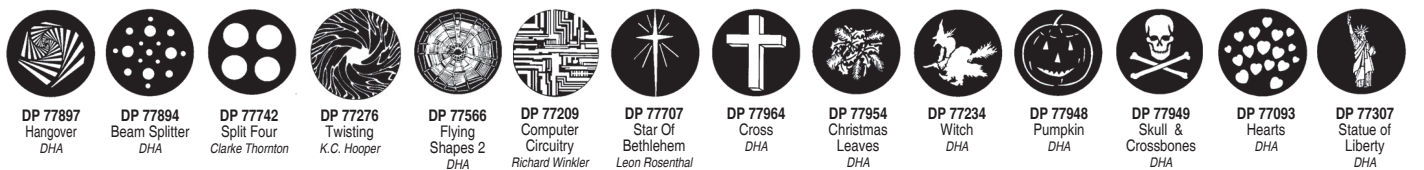
Abstracts

Shapes




Shapes

Celebration

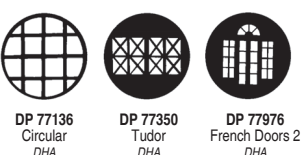


Celebration

Clouds



Windows



Syracuse Scenery stocks a wide range of GAM and Rosco patterns for quick shipment. Patterns from Apollo, including custom patterns are also available.



SYRACUSE SCENERY & STAGE LIGHTING CO., INC. is a full line dealer for Ben Nye and Mehron.



CREME FOUNDATIONS

\$8.55

Ben Nye's Creme Foundations serve as a "canvas" for makeup designs. The theatrical foundation palette is stylishly diverse to subtly blend with all complexions, or to dramatically alter a performer's skin tone. Comes in a pot format. .5 oz. Expect 25 - 75 applications.

NYE CF CT 01	Pale Bisque	NYE CF MA 3	Hazelnut
NYE CF CT 05	Bella 001	NYE CF MA 4	Rich Cocoa
NYE CF CT 09	Bella 002	NYE CF MA 5	Coffee Bean
NYE CF CT 11	Cameo Beige	NYE CF MA 6	Deep Ebony
NYE CF CT 13	Bella 003	NYE CF P 022	Ballet White
NYE CF CT 15	Vanilla Almond	NYE CF P 023	Pure Ivory
NYE CF CT 17	Pale Honey	NYE CF P 024	Porcelain
NYE CF L 0	Creamy Beige	NYE CF P 1	White
NYE CF L 1	Creamy Peach	NYE CF P 11	Teak
NYE CF L 2	Lite Beige	NYE CF P 111	Olive Amber
NYE CF L 3	Rose Beige	NYE CF P 12	Warm Honey
NYE CF L 5	Tan Rose	NYE CF P 121	Olive Cream
NYE CF MA 1	Golden Bronze	NYE CF P 125	Tan Au Lait
NYE CF MA 2	Brown Sugar	NYE CF P 127	Caramel Tan

NYE CF P 2	Lite Pink	NYE CF PAS 3	Ivory (SHK-0)
NYE CF P 4	Ultra Fair	NYE CF PAS 5	Olive Tan
NYE CF P 41	Fairest	NYE CF PAS 7	Radiant Olive
NYE CF P 42	Ultra Beige	NYE CF PAS 9	Soft Caramel
NYE CF P 43	Alabaster	NYE CF T 1	Golden Tan
NYE CF P 45	Olive Fair	NYE CF TW 20	Rice Paper
NYE CF P 5	Natural Fair	NYE CF TW 21	Ivory
NYE CF P 6	Natural Tan	NYE CF TW 22	Golden Beige
NYE CF P 8	Dark Coco	NYE CF TW 23	Fawn
NYE CF P 9	Black	NYE CF TW 24	Honey
NYE CF PAS 1	Natural Beige	NYE CF Y 1	Lite Olive
NYE CF PAS 15	Brulee	NYE CF Y 3	Medium Olive
NYE CF PAS 19	Au Lait	NYE CF Y 5	Olive Tan

CREME DEATH FOUNDATIONS

\$8.55

Death foundations are the perfect range of ghoulish colors and undead tones. The cremes are richly pigmented to provide deft opacity and durable wear with minimal fuss. Comes in a pot format. .5 oz. Expect 25-75 applications.

NYE CF P 14	Sallow Green
NYE CF P 15	Cadaver Grey
NYE CF P 16	Blue Spirit
NYE CF P 17	Death Purple
NYE CF P 18	Death Straw
NYE CF P 19	Death Flesh
NYE CF P 20	Pale Vampire
NYE CF P 21	Frankenstein
NYE CF P 22	Death Blue Grey



Ben Nye Creme Foundations Colors Chart

CF P 1 White	CF P 41 Fairest	CF PAS 3 Ivory	CF P 42 Ultra Beige	CF TW 20 Rice Paper	CF L 0 Creamy Beige	CF CT 09 Bella 002	CF PAS 7 Radiant Olive	CF CT 13 Bella 003	CF MA 1 Golden Bronze	CF MA 5 Coffee Bean
CF P 024 Porcelain	CF CT 11 Cameo Beige	CF CT 15 Vanilla Almond	CF CT 05 Bella 001	CF TW 21 Ivory	CF L 1 Creamy Peach	CF PAS 5 Olive Tan	CF P 111 Olive Amber	CF MA 2 Brown Sugar	CH P 8 Dark Coco	
CF CT 01 Pale Bisque	CF P 43 Alabaster	CF P 4 Ultra Fair	CF P 12 Warm Honey	CF P 5 Natural Fair	CF L 2 Lite Beige	CF TW 24 Honey	CF P 125 Tan Au Lait	CF Y 3 Medium Olive	CF MA 6 Deep Ebony	
CF P 022 Ballet White	CF P 023 Pure Ivory	CF CT 17 Pale Honey	CF P 45 Olive Fair	CF TW 22 Golden Beige	CF L 3 Rose Beige	CF Y 1 Lite Olive	CF P 11 Teak	CF MA 3 Hazelnut	CF P 9 Black	
CF P 2 Lite Pink	CF PAS 1 Natural Beige	CF P 121 Olive Cream	CF TW 23 Fawn	CF P 6 Natural Tan	CF L 5 Tan Rose	CF T 1 Golden Tan	CF P 127 Caramel Tan	CF Y 5 Olive Tan	CF MA 4 Rich Cocoa	
NYE CF P 18 Death Straw	NYE CF P 20 Pale Vampire	NYE CF P 19 Death Flesh	NYE CF P 15 Cadaver Grey	NYE CF P 22 Death Blue Grey	NYE CF P 16 Blue Spirit	NYE CF P 14 Sallow Green	NYE CF P 21 Frankenstein	NYE CF P 17 Death Purple		

CREME DEATH FOUNDATIONS



CREME STICK FOUNDATIONS \$12.60
Creame Stick Foundations feature dense, full-coverage pigmentation in easy to use sticks. The creame formula has a matte finish and appears in a wide array of color rich skin tones. Perfect for a subtle glow or full-contoured glam. Comes in a stick format. .6oz

NYE SFB 01	White	NYE SFB 431	Beige Neutral 1
NYE SFB 015	TV White	NYE SFB 432	Beige Neutral 2
NYE SFB 02	Olive 2	NYE SFB 433	Beige Neutral 3
NYE SFB 04	Olive 4	NYE SFB 50	Golden Brown 1
NYE SFB 06	Olive 6	NYE SFB 51	Golden Brown 2
NYE SFB 08	Olive 8	NYE SFB 61	1W Pale Rose
NYE SFB 10	Olive 10	NYE SFB 62	2W Golden Bisque
NYE SFB 11	Ivory	NYE SFB 63	3W Tawny Peach
NYE SFB 12	Ivory Bisque	NYE SFB 64	4W Rose Tan
NYE SFB 14	Soft Beige	NYE SFB 65	5W Rich Tan
NYE SFB 16	Tan Light	NYE SFB 67	7W Warm Sienna
NYE SFB 203	Neutral Light	NYE SFB 722	Light Tan
NYE SFB 30	Whisper White	NYE SFB 736	Deep Tan
NYE SFB 32	Light Alabaster	NYE SFB 738	Medium Tan
NYE SFB 40	Ultralite	NYE SFB 81	Shinsei Fair
NYE SFB 421	Warm Beige 1	NYE SFB 841	Taupe
NYE SFB 422	Warm Beige 2	NYE SFB 845	Medium Brown

NYE SFB 853	Soft Caramel
NYE SFB 855	Warm Brown 3
NYE SFB 857	Mocha
NYE SFB 863	Espresso
NYE SFB 865	Olive-Brown
NYE SFB 867	Dark Brown
NYE SFB 87	Tawny
NYE SFB 871	Chocolate
NYE SFB 873	Dark Chocolate
NYE SFB 99	Black



CREME STICK METALLICS FOUNDATIONS \$14.40

Metallic Creame Stick Foundations have a dazzling shimmer finish. They are perfect for adding highlights and shadows and creating gorgeous fantasy designs.

.6 oz.

NYE SFBM 901	Gold Metallic
NYE SFBM 903	Silver Metallic
NYE SFBM 905	Bronze Metallic
NYE SFBM 907	Copper Metallic



Ben Nye Creme Stick Foundations Colors Chart

NYE SFB 01 White	NYE SFB 99 Black	NYE SFB 015 TV White	NYE SFB 30 Whisper White	NYE SFB 32 Light Alabaster	NYE SFB 40 Ultralite	NYE SFB 61 1W Pale Rose	NYE SFB 11 Ivory	NYE SFB 12 Ivory Bisque	NYE SFB 62 2W Golden Bisque	NYE SFB 63 3W Tawny Peach
NYE SFB 64 4W Rose Tan	NYE SFB 432 Beige Neutral 2	NYE SFB 203 Neutral Light	NYE SFB 14 Soft Beige	NYE SFB 02 Olive 2	NYE SFB 04 Olive 4	NYE SFB 06 Olive 6	NYE SFB 16 Tan Light	NYE SFB 421 Warm Beige 1	NYE SFB 422 Warm Beige 2	NYE SFB 431 Beige Neutral 1
NYE SFB 433 Beige Neutral 3	NYE SFB 65 5W Rich Tan	NYE SFB 87 Tawny	NYE SFB 81 Shinsei Fair	NYE SFB 722 Light Tan	NYE SFB 738 Medium Tan	NYE SFB 736 Deep Tan	NYE SFB 08 Olive 8	NYE SFB 10 Olive 10	NYE SFB 841 Taupe	NYE SFB 67 7W Warm Sienna
NYE SFB 853 Soft Caramel	NYE SFB 50 Golden Brown 1	NYE SFB 51 Golden Brown 2	NYE SFB 845 Medium Brown	NYE SFB 857 Mocha	NYE SFB 863 Espresso	NYE SFB 855 Warm Brown 3	NYE SFB 865 Olive-Brown	NYE SFB 871 Chocolate	NYE SFB 873 Dark Chocolate	NYE SFB 867 Dark Brown
NYE SFB 901 Gold Metallic	NYE SFB 903 Silver Metallic	NYE SFB 905 Bronze Metallic	NYE SFB 907 Copper Metallic							

COLOR CAKE FOUNDATIONS \$14.40

Water-activated Color Cake make up is popular for face and body. Color Cake's smooth consistency provides excellent coverage, yet is light in texture without chalkiness. Powder is not required. Color Cake is often preferred for oily or sensitive skins and holds up well under heat and perspiration. 1 oz. Expect 25 - 100 applications.

NYE CC PC 02	Light Ivory	NYE CC PC 1	White
NYE CC PC 021	Bisque	NYE CC PC 11	Tan No. 2
NYE CC PC 022	Ballet White	NYE CC PC 111	Tan No. 3
NYE CC PC 024	Fresh Pink	NYE CC PC 114	Warm Tan

NYE CC PC 13	Natural Fair	NYE CC PC 21	Golden Ebony
NYE CC PC 135	Rosewood	NYE CC PC 23	Black
NYE CC PC 137	Tan Au Lait	NYE CC PC 30	Ecru
NYE CC PC 14	Mocha	NYE CC PC 305	Barely Beige
NYE CC PC 16	Chestnut	NYE CC PC 31	Ciné Fairest
NYE CC PC 17	Clay	NYE CC PC 32	Ciné Fair
NYE CC PC 19	Desert Clay	NYE CC PC 33	Ciné Light Beige
NYE CC PC 1W	Pale Rose	NYE CC PC 34	Ciné Beige
NYE CC PC 2	Porcelain	NYE CC PC 36	Ciné Light Tan
NYE CC PC 20	Olive Sable	NYE CC PC 3W	Tawny Peach



NYE CC PC 4 Summer Sand
NYE CC PC 40 Shinsei Ivory
NYE CC PC 41 Shinsei Fair
NYE CC PC 42 Chamois

NYE CC PC 43 Teak
NYE CC PC 46 Rose Blush
NYE CC PC 47 Creamy Beige
NYE CC PC 48 Creamy Peach
NYE CC PC 5 Natural No. 1
NYE CC PC 51 Natural No. 2
NYE CC PC 5W Rich Tan
NYE CC PC 6 Buckskin
NYE CC PC 62 Honey
NYE CC PC 64 Warm Natural
NYE CC PC 7 Rose Beige
NYE CC PC 7W Deep Tan
NYE CC PC 87 Natural Tan
NYE CC PC 89 Sierra Tan
NYE CC PC 9 Tan No. 1
DEATH COLORS
NYE CC PC 8 Blithe Spirit
NYE CC PC 840 Death Flesh
NYE CC PC 81 Cadaver Grey
NYE CC PC 841 Death Straw
NYE CC PC 82 Blue Spirit
NYE CC PC 842 Pale Vampire
NYE CC PC 83 Sallow Green
NYE CC PC 843 Frankenstein
NYE CC PC 84 Death Purple

MATTE FOUNDATIONS \$10.80
Matte Foundations provide a versatile blend of high pigmentation and natural coloring in a light, silky smooth texture. .5 oz. Expect 35-60 applications.



WARM TONES

NYE MF BO 10 Bamboo 10
NYE MF BO 12 Bamboo 12
NYE MF BO 13 Bamboo 13
NYE MF BO 14 Bamboo 14
NYE MF BO 15 Bamboo 15
NYE MF BO 16 Bamboo 16
NYE MF BO 17 Bamboo 17
NYE MF BO 18 Bamboo 18
NYE MF CE 1 Fairest
NYE MF CE 2 Fair
NYE MF CE 3 Light Beige
NYE MF CE 5 Beige
NYE MF CE 9 Tan
NYE MF FT 13 Golden Ebony
NYE MF IS 1 Special White
NYE MF IS 35 Chinois Medium
NYE MF MH 02 Almond
NYE MF MH 07 Rio Tan
NYE MF MH 08 Golden Spice
NYE MF MH 10 Coco Sorbet
NYE MF MH 11 Brazil Nut
NYE MF MH 12 Mojave Bronze
NYE MF MH 14 Brown Suede
NYE MF MH 16 Semi-Sweet
NYE MF MH 17 Tanzania

CC PC 1 White	CC PC 02 Light Ivory	CC PC 1W Pale Rose	CC PC 5 Natural No. 1	CC PC 024 Fresh Pink	CC PC 5W Rich Tan	CC PC 3W Tawny Peach	CC PC 137 Tan Au Lait
CC PC 2 Porcelain	CC PC 30 Ecru	CC PC 305 Barely Beige	CC PC 47 Creamy Beige	CC PC 48 Creamy Peach	CC PC 43 Teak	CC PC 9 Tan No. 1	CC PC 21 Golden Ebony
CC PC 022 Ballet White	CC PC 4 Summer Sand	CC PC 32 Ciné Fair	CC PC 46 Rose Blush	CC PC 51 Natural No. 2	CC PC 7W Deep Tan	CC PC 13 Natural Fair	CC PC 20 Olive Sable
CC PC 021 Bisque	CC PC 40 Shinsei Ivory	CC PC 33 Ciné Light Beige	CC PC 11 Tan No. 2	CC PC 87 Natural Tan	CC PC 6 Buckskin	CC PC 14 Mocha	CC PC 16 Chestnut
CC PC 31 Ciné Fairest	CC PC 41 Shinsei Fair	CC PC 34 Ciné Beige	CC PC 7 Rose Beige	CC PC 114 Warm Tan	CC PC 64 Warm Natural	CC PC 135 Rosewood	CC PC 23 Black
CC PC 36 Ciné Light Tan	CC PC 42 Chamois	CC PC 62 Honey	CC PC 111 Tan No. 3	CC PC 89 Sierra Tan	CC PC 17 Clay	CC PC 19 Desert Clay	

Ben Nye Color Cake Foundations Colors Chart

NYE MF MH 18 Coco Soufflé
NYE MF MH 20 Espresso Bean
NYE MF MM 497 Pale Honey
NYE MF NO 1 Pale Biscotte
NYE MF NO 3 Biscotte
NYE MF NO 5 Bruleé
NYE MF NO 7 Soft Caramel
NYE MF SA 1 Au Lait
NYE MF SA 11 Espresso
NYE MF SA 15 Americano
NYE MF SA 17 Dark Chocolate
NYE MF SA 2 Golden Latté
NYE MF SA 3 Latté
NYE MF SA 5 Mocha
NYE MF SA 7 Sumatra
NYE MF SA 9 Java
NYE MF SH 0 Ivory
NYE MF SH 1 Fairest
NYE MF SH 2 Fair
NYE MF SH 3 Medium
NYE MF SH 4 Deep

COOL TONES

NYE MF BE 1 Cameo
NYE MF BE 3 Natural Beige
NYE MF BE 5 Warm Sand
NYE MF BEL 001 Bella 001
NYE MF BEL 002 Bella 002
NYE MF BEL 003 Bella 003
NYE MF BEL 004 Bella 004
NYE MF BEL 010 Bella 010
NYE MF BN 1 Beige Natural 1
NYE MF BN 2 Beige Natural 2
NYE MF BN 3 Beige Natural 3
NYE MF BN 4 Beige Natural 4
NYE MF CE 7 Light Tan

NYE MF CN 0 Ultra
NYE MF CN 001 Clair
NYE MF CN 002 Barely Beige
NYE MF CN 003 True Beige
NYE MF CN 010 Très Clair
NYE MF EB 1 Naturelle
NYE MF EB 6 Naturelle Buff
NYE MF FT 8 Mocha Creme
NYE MF IS 18 Olive Tan
NYE MF IS 3 Pure Ivory
NYE MF IS 8 Bare Beige
NYE MF IS 41 Soleil
NYE MF MH 04 Pecan
NYE MF MH 06 Praline
NYE MF MM 104 Pale Bisque
NYE MF MM 108 Cameo Beige
NYE MF MM 112 Silky Peach
NYE MF N 1 Fair
NYE MF NO 9 Tan Bruleé
NYE MF OB 1 Olive Beige 1
NYE MF OB 2 Olive Beige 2
NYE MF OB 3 Olive Beige 3

NEUTRALIZERS & CONCEALERS

Artists the world-over rely on Ben Nye's unique Neutralizers to conceal facial imperfections.

CONCEALER WHEELS

Concealers fit in the palm of your hand in compact four-color or economical six-color wheels. All are now formulated for a flawless natural finish that needs little powder.

Conceal-All Wheel 4 colors, .5 oz.

NYE NK 1 \$16.20



Total Conceal-All

Wheel 6 colors, 1 oz.
NYE NK 11 \$25.20
Cover-All Wheel 4 colors, .5 oz.
NYE SK 1 \$16.20

Total Cover-All Wheel 6 colors, 1 oz.
NYE SK 100 \$25.20
Total Cover-All II Wheel 6 colors, 1 oz.
NYE SK 200 \$25.20
Tattoo Cover Wheel 4 colors, .5 oz.
NYE SK 11 \$16.20
Creme Highlight Wheel 4 shades, .5 oz.
NYE SK 2 \$16.20
Creme Shadow Wheel 4 shades, .5 oz.
NYE SK 3 \$16.20
Mojave Adjuster 6 colors, 1 oz.
NYE SK 1 \$16.20

CONCEALER PALETTES

Palettes feature the most popular shades of concealers and adjusters. Ideal for use in bridal, fashion, film, television, and photography.

Concealer-Refillable 12 colors, 1.8 oz.
NYE NKP 12 \$54.00
Concealer & Adjuster 18 colors, 2.5 oz.
NYE HDAP 1 \$70.20

INDIVIDUAL UNITS \$8.55

Individual units are .3 oz. Expect to have 25-80 applications each.



Mellow Yellow

Effectively conceal red-hued blemishes, scars, capillaries, and tattoos.

NYE MY 1 Fair
NYE MY 11 Medium
NYE MY 2 Normal
NYE MY 4 Original

Red Neutralizers

Specifically designed to conceal intense redness due to bruising, acne, birthmarks, or capillaries.

NYE NR 1 Red Neutralizer No. 1
NYE NR 2 Red Neutralizer No. 2
NYE NR 3 Red Neutralizer No. 3

Mellow Orange

Neutralizes blue/greens including veins, tattoos, bruises, and deep under-eye discolorations.

NYE MO 11 Lite
NYE MO 2 Medium

Blue Neutralizer

Neutralizes blue/greens including veins, tattoos, and bruises.

NYE NB 1 No. 1
NYE NB 3 No. 3
NYE NB 2 No. 2

Coverette Cover-Up \$8.55

Covers scar tissue, birthmarks, vitiligo, and post-op skin discolorations. Blends easily on most skin tones. .3 oz. Expect 50 - 200

applications.

NYE CC 0 Ultralite
NYE CC 1 Ultra Fair
NYE CC Fair
NYE CC 3 Medium

EYE ACCENTS

Liquid Eye Liner \$9.00

Easily lines eyes with smudge and water-resistant, creamy, highly pigmented formula. .38 oz. Expect 35-100 applications.

NYE LE 0 White
NYE LE 2 Dark Brown
NYE LE 1 Ebony



Eye Liner Pencils \$9.00

Pencils offer eye appealing opacity in a moist, creamy texture. Smudge with a brush or swab for a softer, subtle line. Powder lightly for added durability. 4.75" length. Expect 50 - 175 applications.

NYE EP 85 Espresso
NYE EP 90 Onyx



Eyebrow Pencils \$6.30

Quickly enhance brow contours. Moist, yet firm texture holds a precise point when sharpened. 7" length, .05 oz. Expect 50-200 applications.

NYE EP 0 White
NYE EP 1 Light Brown
NYE EP 2 Auburn
NYE EP 3 Taupe
NYE EP 4 Medium Brown
NYE EP 5 Dark Brown
NYE EP 7 Black Brown
NYE EP 9 Black

Mascara \$10.80

Mascara provides both volume and length in a rich and creamy formula that won't run or flake throughout the day. .31 oz. Expect 75 - 150 applications.

NYE LM 0 White
NYE LM 1 Black
NYE LM 2 Dark Brown
NYE LM 3 Clear

Eye Shadows \$10.80

Shadows provide a vast spectrum of richly pigmented neutral and bright shades

with a matte finish for accenting the eye and face. .12oz. Expect 30-150 applications.

NYE ES 30 White
NYE ES 302 Vanilla
NYE ES 31 Toast



NYE ES 312

Banana
NYE ES 314 Shell
NYE ES 318 Au Naturelle
NYE ES 319 Honey
NYE ES 32 Santa Fe

NYE ES 332 Misty Lilac
NYE ES 34 Taupe
NYE ES 35 Cobblestone
NYE ES 36 Smokey Taupe
NYE ES 37 Mink Stole
NYE ES 391 Apricot
NYE ES 40 Spice
NYE ES 50 Cork
NYE ES 52 Mocha
NYE ES 538 Coco Brown
NYE ES 54 Dark Brown
NYE ES 56 Espresso
NYE ES 57 Twilight Sable
NYE ES 59 Rich Suede
NYE ES 595 Black Brown
NYE ES 62 Mossberry
NYE ES 66 Lemon
NYE ES 67 Green Leaf
NYE ES 68 Shamrock
NYE ES 69 Caribbean
NYE ES 71 Turquoise
NYE ES 72 Raisin
NYE ES 75 Black Plum
NYE ES 76 Burgundy
NYE ES 78 Brownberry
NYE ES 782 Eggplant
NYE ES 784 Crushed Grape
NYE ES 80 Deep Violet
NYE ES 81 Lavender Dusk
NYE ES 82 Royal Purple
NYE ES 84 Bahama Blue
NYE ES 85 Blue Lagoon
NYE ES 86 Twilight Blue
NYE ES 88 Celestial Blue
NYE ES 89 Denim
NYE ES 90 Navy Blue
NYE ES 91 Indigo
NYE ES 93 Cinderella Blue
NYE ES 95 Blue Grey
NYE ES 96 Lilac Grey
NYE ES 97 Greystone
NYE ES 98 Graphite
NYE ES 99 Black

Pearl Sheens \$9.00

Compact pearlescent brilliant shadows with a silky texture that deliver stunning shimmers. .6oz. Expect 150-250 applications.

NYE PS 1 White
NYE PS 12 Mango
NYE PS 13 Walnut

NYE PS 14 Copper
NYE PS 15 Gold
NYE PS 16 White Gold





NYE PS 18 Bronze
NYE PS 19 Silver Grey
NYE PS 20 Sea Blue
NYE PS 21 Charcoal

NYE PS 22 Turquoise
NYE PS 301 Moonlight
NYE PS 303 Sandstorm
NYE PS 310 Sun Goddess
NYE PS 312 Umber Glow
NYE PS 315 Hot Mango
NYE PS 320 Sizzleberry
NYE PS 325 Naughty Berry
NYE PS 330 Lilac Fizz
NYE PS 340 Green Envy
NYE PS 350 Tahitian Teal
NYE PS 360 Deep Cove
NYE PS 380 Electric Eel
NYE PS 385 Galaxy Dust
NYE PS 395 Nightclub
NYE PS 5 Ultra Violet
NYE PS 6 Sapphire
NYE PS 9 Rose

LUMIERE

Turn up the volume for beauty and fantasy with luminescent Lumiere and colors. Listed below are a few items from this Ben Nye line. Other items are available by special order.

Lumiere Creme Wheel NYE LW \$21.60
 Six shimmering shades: Sun Yellow, Jade, Persimmon, Cosmic Blue, Royal Purple, and Ice for beauty or fantasy accents. 1 oz. Expect 3-80 applications per shade.

Lumiere Grande Colour Palettes \$52.20
 Color assortments for beauty, fantasy or face and body painting. Brush included. .72 oz. Expect 50-100 applications per shade.
NYE ESP 93 Metallics, 8 colors
NYE ESP 94 Brilliants, 8 colors

NYE LUK 12 12-color palette \$57.60

Lumiere Grande Colour \$10.80
 Lumiere Grande Colours deliver intensely pigmented iridescent and shimmer tones for the face and body.
 .09 oz. Expect 50-150 applications.



NYE LU 1 Ice
NYE LU 10 Jade
NYE LU 11 Turquoise
NYE LU 12 Cosmic Blue
NYE LU 13 Royal Purple
NYE LU 14 Amethyst
NYE LU 15 Persimmon
NYE LU 155 Cherry Red

NYE LU 16 Azalea
NYE LU 17 Cosmic Violet
NYE LU 18 Golden Apricot
NYE LU 19 Peacock
NYE LU 2 Ice Gold
NYE LU 20 Starry Night
NYE LU 21 Indian Copper
NYE LU 22 Rose Gold
NYE LU 3 Aztec Gold
NYE LU 4 Silver
NYE LU 5 Bronze
NYE LU 6 Sun Yellow
NYE LU 7 Tangerine
NYE LU 8 Chartreuse
NYE LU 9 Mermaid Green

Lumiere Luxe Powder \$10.80

Luxe Powders are pearlescent pure pigments used to create marvelously dazzling effects on the face, eyes, lips, and body. .21 oz. Expect 25-150 applications.

NYE LX 1 Ice
NYE LX 10 Jade
NYE LX 11 Turquoise
NYE LX 12 Cosmic Blue
NYE LX 13 Royal Purple
NYE LX 14 Amethyst
NYE LX 15 Persimmon
NYE LX 155 Cherry Red
NYE LX 16 Azalea
NYE LX 17 Cosmic Violet
NYE LX 18 Golden Apricot
NYE LX 19 Peacock
NYE LX 2 Iced Gold
NYE LX 22 Rose Gold
NYE LX 3 Aztec Gold
NYE LX 4 Silver
NYE LX 5 Bronze
NYE LX 6 Indian Copper
NYE LX 61 Sun Yellow
NYE LX 7 Tangerine
NYE LX 8 Chartreuse
NYE LX 9 Mermaid Green

Lumiere Ultra Luxe Powder \$21.60

Ultra Luxe Powders can be utilized to provide regal highlights and super-saturated glimmering black tones. .5 oz. Expect 60-120 applications.

NYE LX 101 Ultra Bright
NYE LX 201 Black Lustre

Lumiere Lux Sparkle Powder \$10.80

Luxe Sparkle adds glitter to the Luxe powder. Mix Sparkle powder with LiquiSet to produce a durable luminescent paint. .28 oz. Expect 10-100 applications.

NYE LXS 12 Cosmic Blue
NYE LXS 16 Azalea
NYE LXS 17 Cosmic Violet
NYE LXS 2 Iced Gold
NYE LXS 20 Starry Night
NYE LXS 4 Silver
NYE LXS 61 Sun Yellow
NYE LXS 9 Mermaid

CHEEK & LIP COLORS

Powder Blush \$10.80

Dust on lightly for a natural glow or apply deeper hues beneath the cheeks for dramatic contouring. .12 oz. Expect 12 applications.

NYE DR 1 Flame Red
NYE DR 10 Chestnut
NYE DR 11 Passion
NYE DR 110 Purple
NYE DR 111 Purple
NYE DR 114 Wild Orchid
NYE DR 115 Dark Burgundy
NYE DR 12 Pink Blush
NYE DR 13 Natural Blush
NYE DR 14 Latte
NYE DR 15 Coco Rose
NYE DR 16 Cool Pink
NYE DR 160 Pink Pop
NYE DR 162 Pink Bliss
NYE DR 164 Strawberry
NYE DR 166 Perfect Rose
NYE DR 168 Just Pink
NYE DR 17 Red Brown
NYE DR 2 Coral Red
NYE DR 20 Just Rose
NYE DR 21 Dusty Pink
NYE DR 22 Nectar Peach
NYE DR 23 Golden Amber
NYE DR 3 Raspberry
NYE DR 4 Fuchsia
NYE DR 5 Brick Red
NYE DR 6 Misty Pink
NYE DR 61 Victorian Rose
NYE DR 7 Coral
NYE DR 71 Desert Coral
NYE DR 72 Fresh Coral
NYE DR 722 Sweet Peach
NYE DR 73 Vintage Rose
NYE DR 74 Blushing Bride
NYE DR 75 Nectarine
NYE DR 9 Dark Tech
NYE DR 97 Orange Zest
NYE DR 98 Blood Orange



Creme Rouge \$7.20

Highly pigmented colors to accentuate radiance on cheeks and to alter or deepen facial contours. .25 oz., Expect 35-125 applications.

NYE CR 0 Carnation Pink
NYE CR 01 Petal Pink
NYE CR 03 Just Mauvey
NYE CR 1 Red
NYE CR 11 Red Velvet
NYE CR 2 Dusty Rose
NYE CR 23 Pink Blush
NYE CR 25 Sunset Coral
NYE CR 3 Sandy Rose
NYE CR 31 Adobe Rose
NYE CR 38 Dusty Mauve
NYE CR 4 Raspberry
NYE CR 41 Fuchsia Pink

NYE CR 42	Fuchsia	
NYE CR 43	Juicy Plum	
NYE CR 7	Coral	
NYE CR 76	Island Coral	
NYE CR 78	Rust Coral	
NYE CR 8	Blush Coral	
NYE CR 95	Reddish-Brown	
NYE CR 100	Creme Rouge Wheel,	
	6 colors	\$25.20

Classic Lip Pencils \$6.30

Pencils are well suited for traditional theatrical staging, formulated in a rich creamy texture for excellent coverage to outline or color the lips. 7" length, .05 oz. Expect 50-175 applications.

NYE LP 19	Scarlet Red	
NYE LP 24	Plum	
NYE LP 26	Brandy	
NYE LP 28	Maroon	
NYE LP 30	Plum Rose	
NYE LP 32	Brick Red	
NYE LP 34	Coco Cherry	



NYE LP 36 Cabernet

Lip Colour Pencils \$9.00

Luscious moist pencils effortlessly contour lips or easily color them completely. 7" length, .065 oz. Expect 50-175 applications.

NYE LP 120	Really Red	
NYE LP 127	Nude	

NYE LP 129	Mahogany	
NYE LP 130	Burgundy	
NYE LP 131	Wine Berry	
NYE LP 132	Currant	
NYE LP 134	Natural	
NYE LP 135	Spice	
NYE LP 136	Rosewood	
NYE LP 138	Cocoa Spice	
NYE LP 140	Vino	
NYE LP 142	Salsa	
NYE LP 143	Chocololic	
NYE LP 144	Rum Raisin	
NYE LP 145	Ginger Snap	
NYE LP 146	Berry Brown	
NYE LP 148	Beet Red	
NYE LP 149	Cherry Pop	
NYE LP 150	French Roast	
NYE LP 151	Super Pink	
NYE LP 152	Tea Rose	

Lipsticks \$14.40

Moist, creamy and highly saturated for vibrant, long lasting wear. .015 oz. Expect 30-125 applications.

NYE LS 10	Bordeaux	
NYE LS 11	Desert Rose	
NYE LS 12	Natural Brown	
NYE LS 13	Magenta	
NYE LS 14	True Red	
NYE LS 15	Siren Red	
NYE LS 16	Ruby Red	
NYE LS 17	Black	
NYE LS 19	Mocha Rose	
NYE LS 2	Hot Pink	
NYE LS 23	Boysenberry	
NYE LS 26	Primrose	
NYE LS 3	Coral	

NYE LS 31	Hot Coral	
NYE LS 32	Rose Glaze	
NYE LS 33	Marilyn Red	
NYE LS 34	Russian Red	
NYE LS 35	Vampira	
NYE LS 38	Shimmer Ice	
NYE LS 4	Dusty Rose	
NYE LS 41	Cotton Candy	

NYE LS 47	First Blush	
NYE LS 48	Watermelon	
NYE LS 5	Garnet	
NYE LS 50	Poppy	
NYE LS 51	Cherryberry	
NYE LS 52	Pink Tart	
NYE LS 55	Nudie	
NYE LS 56	Blushable	
NYE LS 58	Peachy Keen	
NYE LS 59	Gypsy Rose	
NYE LS 6	Plum Pink	
NYE LS 60	Wild Violet	
NYE LS 61	Twilight	
NYE LS 62	Wicked Plum	
NYE LS 63	Red Coat (Matte)	
NYE LS 64	Candy Pink	
NYE LS 65	Just Nude	
NYE LS 66	Purely Nude	
NYE LS 67	Bare Mauve	
NYE LS 68	Modesty	
NYE LS 69	Flamenco Red	
NYE LS 7	Natural	
NYE LS 70	Firey Red	
NYE LS 71	Rebel Red	
NYE LS 72	Blazing Red	
NYE LS 8	Cranberry	
NYE LS 9	Plum	



Ben Nye Lipsticks Colors Chart

NYE LS 65 Just Nude	NYE LS 7 Natural	NYE LS 59 Gypsy Rose	NYE LS 48 Watermelon	NYE LS 11 Desert Rose	NYE LS 14 True Red	NYE LS 23 Boysenberry
NYE LS 55 Nudie	NYE LS 19 Mocha Rose	NYE LS 4 Dusty Rose	NYE LS 41 Cotton Candy	NYE LS 31 Hot Coral	NYE LS 33 Marilyn Red	NYE LS 61 Twilight
NYE LS 47 First Blush	NYE LS 12 Natural Brown	NYE LS 2 Hot Pink	NYE LS 32 Rose Glaze	NYE LS 3 Coral	NYE LS 16 Ruby Red	NYE LS 60 Wild Violet
NYE LS 58 Peachy Keen	NYE LS 26 Primrose	NYE LS 52 Pink Tart	NYE LS 6 Plum Pink	NYE LS 50 Poppy	NYE LS 34 Russian Red	NYE LS 62 Wicked Plum
NYE LS 56 Blushable	NYE LS 9 Plum	NYE LS 13 Magenta	NYE LS 51 Cherryberry	NYE LS 15 Siren Red	NYE LS 5 Garnet	NYE LS 17 Black

Lip Gloss \$8.55

Versatile tints add high shine and a wash of color to bare lips or over lip color. .25 oz. Expect 35-80 applications.

NYE LGS 01	Natural	
NYE LGS 03	Champagne	
NYE LGS 10	Nude	
NYE LGS 15	Bubblegum	
NYE LGS 18	Cherry Baby	
NYE LGS 21	Apricot Glaze	
NYE LGS 24	Gold Glaze	
NYE LGS 28	Pewter Glaze	

Creme Highlights \$7.20

Apply to improve, correct or change facial features. .25 oz. Expect 35-125 applications.

NYE CH 0	Ultralite	
NYE CH 00	Banana Light	
NYE CH 01	Natural Lite	
NYE CH 02	Palest Pink	
NYE CH 1	Extra Lite	
NYE CH 2	Lite	
NYE CH 3	Banana	
NYE CH 32	Sand	
NYE CH 42	Camel	
NYE CH 45	Hazelnut	

Creme Brown Shadows \$7.20

Improve or distort facial features. .25 oz. Expect 35-125 applications.



NYE CS 10 Taupe
NYE CS 11 Natural Brown
NYE CS 12 Neutral
NYE CS 21 Medium Brown
NYE CS 3 Character Shadow

NYE CS 4 Dark Brown
NYE CS 41 Olive-Brown
NYE CS 5 Extra Dark
NYE CS 51 Rich Brown
NYE CS 6 Midnite Brown
NYE CS 8 Cool Black

Primary Creme Colors \$7.20

Richly pigmented colors are ideal primary or secondary accent shades to create whimsical, dramatic, animal, clown or fantasy. Apply to bare skin. A few colors may temporarily stain skin. .25 oz. Expect 35-125 applications.

NYE CL 1 White
NYE CL 10 Dark Sunburn
NYE CL 11 Cinnamon
NYE CL 12 Copper Brown
NYE CL 13 Fire Red
NYE CL 130 Special Red
NYE CL 131 Fresh Cut
NYE CL 14 Blood Red
NYE CL 15 Maroon
NYE CL 16 Vivid Violet
NYE CL 17 Misty Violet
NYE CL 18 Purple
NYE CL 19 Blue
NYE CL 191 Cosmic Blue
NYE CL 2 Forest Green
NYE CL 20 Turquoise
NYE CL 21 Peacock Blue
NYE CL 211 Kelly Green
NYE CL 22 Sky Blue
NYE CL 23 Blue-Grey
NYE CL 25 Steel Grey
NYE CL 26 Grey
NYE CL 27 Beard Stipple
NYE CL 28 Coal
NYE CL 29 Black
NYE CL 3 Green
NYE CL 31 Army Green
NYE CL 32 Lime Green
NYE CL 33 Gecko Green
NYE CL 4 Bright Pink
NYE CL 5 Yellow
NYE CL 6 Goldenrod
NYE CL 61 Desert Tan
NYE CL 7 Orange
NYE CL 70 Special Orange
NYE CL 8 Mauve
NYE CL 9 Sunburn Stipple

FACE POWDERS

Classic Translucent Face Powders

Sets creme makeups for a durable, soft matte finish. Expect 35-100 applications per 1 oz.

Fair Translucent



Ben Nye Primary Creme Colors Chart

NYE MP 1 .9 oz. \$7.20
NYE TP 1 1.5 oz. shaker bottle \$9.00
NYE TP 2 3 oz. shaker bottle \$10.80
NYE TP 21 8 oz. jar \$23.40
Neutral Set
NYE MP 2 .9 oz. \$7.20
NYE TP 5 1.5 oz. shaker bottle \$9.00
NYE TP 6 3 oz. shaker bottle \$10.80
NYE TP 61 8 oz. jar \$23.40
Pretty Pink Translucent
NYE TP 89 1.5 oz. shaker bottle \$9.00
NYE TP 9 3 oz. shaker bottle \$10.80
NYE TP 91 8 oz. jar \$23.40
Chestnut Translucent
NYE TP 42 1.5 oz. shaker bottle \$9.00
NYE TP 43 3 oz. shaker bottle \$10.80
Coco Tan Translucent
NYE TP 44 1.5 oz. shaker bottle \$9.00
NYE TP 45 3 oz. shaker bottle \$10.80
Sienna Translucent
NYE TP 47 1.5 oz. shaker bottle \$9.00
NYE TP 48 3 oz. shaker bottle \$10.80
Ebony Translucent
NYE TP 52 1.5 oz. shaker bottle \$9.00
NYE TP 53 3 oz. shaker bottle \$10.80
Super White
 Contains bright white pigment to brighten white, porcelain, and other very fair shades.
NYE MP 3 .9 oz. \$7.20
NYE TP 7 1.5 oz. shaker bottle \$9.00
NYE TP 8 3 oz. shaker bottle \$10.80
NYE TP 81 8 oz. jar \$23.40

Shimmer Powders \$14.40

Sheer colors with fine finish. Dust powder over high points of the face for a shimmer sparkle.

.53 oz. container. Expect 100-250 applications for face; 24 or more for body.

NYE SHP 1 Cameo Shimmer
NYE SHP 3 Rose Shimmer

NYE SHP 5 Banana Shimmer
NYE SHP 7 Bronze Shimmer

MAGICOLOR PAINT & GLITTER

MagiCake Aqua Paints \$14.40

Ideal for face painting, masquerade, fantasy, and animal designs. Apply with wet brush or sponge. Paints dry water resistant and are removed with soap and water or Hydra

Cleanse .9 oz. Expect 100-200 applications.

NYE LA 1 Cloud
 White
NYE LA 10 Marigold
NYE LA 102 Mustard
 Seed
NYE LA 104 Burnt
 Pumpkin
NYE LA 108 Lime Green
NYE LA 11 Emerald Green
NYE LA 110 Gecko Green
NYE LA 112 Kelly Green
NYE LA 12 Tropical Green
NYE LA 122 Split Pea
NYE LA 129 Royal Purple
NYE LA 13 Vivid Violet
NYE LA 135 Light Lavender
NYE LA 138 Berry Bright
NYE LA 14 Magenta
NYE LA 15 Passion Pink
NYE LA 16 Hot Pink
NYE LA 165 Bazoooka Pink
NYE LA 17 Bright Orange
NYE LA 19 Rust
NYE LA 192 Natural
NYE LA 193 Neutral
NYE LA 195 Honey Brown
NYE LA 21 Warm Brown
NYE LA 23 Grey



NYE LA 24	Misty Violet	
NYE LA 25	Ultra Lite	
NYE LA 251	Linen	
NYE LA 253	Toast	
NYE LA 26	Brown-Black	
NYE LA 3	Licorice Black	
NYE LA 4	Fire Red	
NYE LA 5	Bright Red	
NYE LA 52	Cranberry	
NYE LA 6	Calypso Blue	
NYE LA 61	Stormy Blue	
NYE LA 62	Cosmic Blue	
NYE LA 63	Lagoon	
NYE LA 65	Marine Blue	
NYE LA 8	Turquoise	
NYE LA 80	Caribbean	
NYE LA 81	Tahitian Blue	
NYE LA 82	Seafoam	
NYE LA 89	Maize	
NYE LA 9	Sunshine Yellow	
NYE CFK 12	Classic Palette, 12 colors	\$48.60
NYE CFK 14	Creature Palette, 12 colors	\$48.60
NYE CFK 16	Special FX Palette, 12 colors	\$48.60
NYE CFK 18	Fantasy Palette, 12 colors	\$48.60
NYE CFK 6	Primary Palette, 6 colors	\$27.00

Aqua Glitter \$9.00
Just shake and apply over makeup or directly to face, hair, and body. Dries to a flake-resistant finish. 1 fl. oz. Expect 20-60 applications.

NYE AG 1	Gold
NYE AG 10	Copper
NYE AG 11	Galactic Violet
NYE AG 2	Silver
NYE AG 8	Neon Green
NYE AG 4	Blue
NYE AG 5	Fuchsia
NYE AG 6	Green
NYE AG 7	Purple
NYE AG 3	Red

Glitz It Glitter Gel

Holographic Opal Ice glitter in an invisible gel that quickly dries to a matte finish. Expect 3-50 applications per oz.

NYE GG 1 1 oz \$9.00



Sparklers Glitter

\$6.30

Glow with glitter. Press Sparklers into unpowdered creme makeup, or lightly sprayed LiquiSet Sealer. .14 oz. Expect 10-50 applications.

NYE MD 1	Opal Ice
NYE MD 10	Silver Prism
NYE MD 11	Black Diamond
NYE MD 12	Copper
NYE MD 13	Galactic Violet
NYE MD 2	Fire Red
NYE MD 3	Gold
NYE MD 310	Gold Prism
NYE MD 4	Silver
NYE MD 5	Royal Blue
NYE MD 6	Fuchsia
NYE MD 7	Emerald Green
NYE MD 8	Brilliant Purple
NYE MD 9	Neon Green

MagiColor Creme Pencils

\$5.40

Creamy texture for clowning, face painting, animal and fantasy. .04 oz. Expect 3-75 applications.

NYE MC 1	Black
NYE MC 11	Bright Orange
NYE MC 14	Warm Brown
NYE MC 15	Character Shadow
NYE MC 18	Misty Violet
NYE MC 19	Cosmic Blue
NYE MC 2	Fire Red

NYE MC 20	Turquoise
NYE MC 23	Kelly Green
NYE MC 3	Ruby Red
NYE MC 4	White
NYE MC 5	Blue
NYE MC 8	Violet



CLOWN WHITE

Highly pigmented stunning white formula.

Expect 5-10 faces per 1 oz.

NYE CW 1	.65 oz.	\$5.40
NYE CW 2	1.75 oz.	\$7.20
NYE CW 3	3 oz.	\$9.00
NYE CW 4	8 oz.	\$16.20
NYE CW 5	16 oz.	\$21.60

EFFECTS WHEELS & COLORS

F/X Wheels are a remarkable artistic resource to create burns, bruises, aging, and other character effects. Red and purple shades are formulated in a high-intensity "ultimate effect" formula.

Achieve a thin "stain" by blending with several drops of alcohol on a brush. Set with Neutral Set Powder, followed by a light spray of Final Seal for extra durability. Wheels are .5 oz and contain 4 colors. Expect 50-300 designs per .5oz.

NYE CK 1	Bruises	\$16.20
NYE CK 11	Old Character I	\$16.20
NYE CK 13	Old Character II	\$16.20
NYE CK 15	Camouflage	\$16.20
NYE CK 3	Cuts & Bruises	\$16.20
NYE CK 4	Bruises & Abrasions	\$16.20
NYE CK 5	Burns & Blisters	\$16.20
NYE CK 7	Age Stipple	\$16.20
NYE CK 8	Age Effects	\$16.20
NYE CK 9	Severe Exposure	\$16.20

Ben Nye Effects Wheels Chart



NYE CK 1 Bruises



NYE CK 3 Cuts & Bruises



NYE CK 4 Bruise & Abrasions



NYE CK 5 Burns & Blisters



NYE CK-7 Age Stipple



NYE CK 8 Age Effects



NYE CK 9 Severe Exposure



NYE CK 11 Old Character I



NYE CK 13 Old Character II



NYE CK-15 Camouflage



Professional Wheels

Pro Creme Wheels provide professionals with unlimited character options. All can be layered for intensity and thinned with alcohol to create a translucent wash. Blood shades are great to simulate various subtle injuries (fresh or healing). Set with Neutral Set Colorless Powder. Wheels are 1 oz. Expect 100-600 designs per 1oz.

Creme Character

Wheels \$21.60

NYE DW

Death Wheel, 6 colors

NYE MW

Monster Wheel, 6 colors

NYE RB

Red, White & Black Wheel, 3 colors

NYE RW

Rainbow Wheel, 4 colors

NYE ZW

Zombie Wheel, 6 colors

Pro FX Wheels

\$21.60

NYE EW 1 Pro Bruises, 4 colors

NYE EW 3 Pro Cuts & Bruise, 4 colors

NYE EW 4 Master Bruise, 6 colors

NYE EW 41 Pro Bruises & Abrasions, 4 colors

NYE EW 5 Burns & Blisters, 4 colors

NYE EW 7 Trauma Simulation, 3 colors

NYE EW 9 Bald Cap Stipple, 4 colors

NYE FW Fireworks Fantasy, 6 colors

NYE KW Camouflage, 4 colors

NYE MDW Master Disaster, 6 colors

Creme Character Bases

\$5.40

Unique character shades. .5 oz, Expect 10-35 designs.

NYE CB 1 Vampira

NYE CB 2 Vampire

NYE CB 3 Skeleton

NYE CB 4 Old Character

NYE CB 6 Witch

NYE CB 7 Werewolf Brown

NYE CB 8 Ghoul Grey

F/X Creme Colors

\$8.55

Ideal for creating visually impactful injury simulations, dramatic makeup designs, and adding subtle character details. The unique pigmentation to these cremes make it possible



NYE MDW Master Disaster



NYE ZW Zombie Wheel



NYE MW Monster Wheel



NYE DW Death Wheel



NYE EW 1 Pro Bruises Wheel



NYE EW 3 Pro Cuts & Bruises



NYE EW 4 Master Bruise



NYE EW 41 Pro Bruise & Abrasions



NYE EW 5 Pro Burns & Blisters



NYE EW 7 Trauma Simulation



NYE RW Rainbow Wheel



NYE RB Red, White & Black

Ben Nye Professional Wheels Chart

to apply colors opaque or blended deeply into the skin providing hyper-realistic effects. .3 oz. Expect 50-250 applications.

NYE FX 0 White
NYE FX 00 Ultralite
NYE FX 1 Medium Plum
NYE FX 10 Sapphire Blue
NYE FX 11 Sallow Green
NYE FX 12 Chrome Yellow
NYE FX 121 Goldenrod
NYE FX 13 Capillary Stipple
NYE FX 14 Bile
NYE FX 15 Liver Spot
NYE FX 17 Freckle Spot
NYE FX 19 Age Spot
NYE FX 192 Character Shadow
NYE FX 2 Bruise
NYE FX 3 Burnt Coral
NYE FX 31 Fire Red
NYE FX 32 Dried Blood
NYE FX 321 Dark Sunburn
NYE FX 33 Blood Red
NYE FX 34 Fresh Cut
NYE FX 35 Dark Crimson
NYE FX 4 Charcoal Blue
NYE FX 5 Dark Burgundy
NYE FX 51 Maroon
NYE FX 6 Purple
NYE FX 7 Midnite Violet
NYE FX 72 Black & Blue
NYE FX 77 Dark Brown

NYE FX 78 Beard Stipple
NYE FX 8 Black
NYE FX 9 Grey Purple
NYE FX 91 Vein
NYE FX 97 Blue

HAIR & BODY COLORS

Liquid Hair Colors



Apply with a toothbrush, and style easily without the stiffness associated with hair spray. Avoid use on chemically treated hair. Expect 3-10 applications per 1 oz.

NYE AH 2 Auburn, 2 oz. \$8.10
NYE BH 2 Dark Brown, 2 oz. \$8.10
NYE DG 2 Dark Grey, 2 oz. \$8.10
NYE DG 3 Dark Grey, 8 oz. \$16.20
NYE HG 1 Silver Grey, 1 oz. \$6.30
NYE HG 2 Silver Grey, 2 oz. \$8.10
NYE HG 3 Silver Grey, 8 oz. \$16.20

NYE BH 2	Dark Brown, 2 oz.	\$8.10
NYE HG 4	Silver Grey, 16 oz.	\$25.20
NYE HI 1	Ivory, 1 oz.	\$6.30
NYE HI 2	Ivory, 2 oz.	\$8.10
NYE HI 3	Ivory, 8 oz.	\$16.20
NYE HW 1	Snow White, 1 oz.	\$6.30
NYE HW 2	Snow White, 2 oz.	\$8.10
NYE HW 3	Snow White, 8 oz.	\$16.20
NYE HW 4	Snow White, 16 oz.	\$25.20
NYE MB 1	Midnite Black, 1 oz.	\$6.30
NYE MB 2	Midnite Black, 2 oz.	\$8.10
NYE MB 3	Midnite Black, 8 oz.	\$16.20
NYE TH 2	Taupe, 2 oz.	\$8.10

Crepe Wool Hair

This woolen fiber can be used to create beards, sideburns and mustaches. Sold by the foot and yard.

Yard	\$14.40	Foot	\$7.20
Yard #		Foot#	
NYE WH 1	NYE WH 1 Foot	White	
NYE WH 10	NYE WH 10 Foot	Medium Brown	
NYE WH 11	NYE WH 11 Foot	Brunette	
NYE WH 12	NYE WH 12 Foot	Dark Brown	
NYE WH 15	NYE WH 15 Foot	Ginger	
NYE WH 19	NYE WH 19 Foot	Lite Grey	
NYE WH 2	NYE WH 2 Foot	Lite Blond	
NYE WH 20	NYE WH 20 Foot	Medium Grey	
NYE WH 21	NYE WH 21 Foot	Dark Grey	
NYE WH 22	NYE WH 22 Foot	Black	
NYE WH 3	NYE WH 3 Foot	Ash Blond	
NYE WH 4	NYE WH 4 Foot	Strawberry Blond	
NYE WH 6	NYE WH 6 Foot	Lite Auburn	
NYE WH 7	NYE WH 7 Foot	Dark Auburn	



NYE WH 9	NYE WH 9 Foot	Lite Brown	\$8.10
-----------------	----------------------	------------	---------------

Tooth Color

Colors dry quickly and last for hours. Remove with toothpaste or rubbing alcohol on swab. .125 oz. Expect 20-50 applications.

NYE TC 0	Natural White
NYE TC 1	Black
NYE TC 2	Nicotine
NYE TC 3	Zombie Rot
NYE TC 4	Decay

Bronzing Body Tint

Water resistant. Apply with sponge, remove with Hydra Cleanse or cleanser and water. Expect 3-8 applications per 1 oz.

NYE BT 0	1 oz.	\$5.40
NYE BT 1	2 oz.	\$7.20
NYE BT 2	8 oz.	\$14.40
NYE BT 3	16 oz.	\$19.80

Grimes FX Powders

These realistic details can play a huge role in conveying a character's authenticity. Test on

fabrics before use. Expect 10 -20 applications per 1 oz.

NYE MP 8	Ash, .9 oz.	\$7.20
NYE AP 10	Ash, 5.3 oz.	\$12.60
NYE AP 11	Ash, 10.4 oz.	\$18.00
NYE MP 5	Coal, .9 oz.	\$7.20
NYE CM 10	Coal, 5.3 oz.	\$12.60
NYE CM 11	Coal, 10.4 oz.	\$18.00
NYE MP 4	Plains Dust, .9 oz.	\$7.20
NYE PD 10	Plains Dust, 4.5 oz.	\$12.60



NYE PD 11	Plains Dust, 10 oz.	\$18.00
------------------	---------------------	----------------

ADHESIVES & REMOVERS

Spirit Gum Adhesive

Dries to a flat finish and keeps lace beards, hair pieces, and prosthetic appliances firmly attached. Expect 4 applications per .25 oz.

NYE SG 1	.25 fl. oz.	\$4.50
NYE SG 2	1 fl. oz.	\$9.00
NYE SG 25	4 fl. oz.	\$21.60
NYE SG 3	8 fl. oz.	\$31.50
NYE SG 4	16 fl. oz.	\$45.00

Spirit Gum Remover

Quickly dissolve the sticky residues of Spirit Gum Adhesive. Follow with Hydra Cleanse or soap and water. Expect 3-15 applications per 1 oz.

NYE GR 1	.5 fl. oz.	\$3.15
NYE GR 2	1 fl. oz.	\$4.05
NYE GR 22	2 fl. oz.	\$7.20
NYE GR 25	4 fl. oz.	\$9.00
NYE GR 3	8 fl. oz.	\$12.60

Prosthetic Adhesive

A cosmetic to securely bond prosthetic appliances to the skin. Resists perspiration. Remove with Remove-It-All or Bond Off! Expect 15-35 application per 1 oz.

NYE AD 1	1 fl. oz.	\$9.00
NYE AD 3	4 fl. oz.	\$21.60

Remove-It All

Contains universal solvents that make it indispensable as a cleanser to gently and efficiently remove all creme makeup, Spirit Gum Adhesive, Medical Adhesive and Prosthetic Adhesive. Non-hazardous, fragrance free. Follow with Hydra Cleanse or soap and water. Expect 15-50 applications per 1 oz.

NYE RR	2 fl. oz.	\$9.00
NYE RR 8	8 fl. oz.	\$16.20
NYE RR 16	16 fl. oz.	\$25.20

Bond Off!

Remover

Quickly and thoroughly removes Spirit Gum, Prosthetic Adhesive, and similar adhesive residues from skin and

appliances. Follow with Hydra Cleanse or soap and water. Expect 5-15 applications per 1 oz.

NYE BR 0	.5 fl. oz.	\$3.15
NYE BR 11	1 fl. oz.	\$5.40
NYE BR 1	2 fl. oz.	\$9.00
NYE BR 15	4 fl. oz.	\$10.80
NYE BR 21	8 fl. oz.	\$16.20
NYE BR 3	16 fl. oz.	\$25.20
NYE BR 4	32 fl. oz.	\$41.40

Liquid Latex

Multi-functional. Apply to stretched skin for aging, extreme blisters, and wounds. Highly recommended to do a patch test on inside of wrist before application to confirm compatibility with skin. Expect 8-20 applications per 1 oz.

NYE LL 1	1 fl. oz.	\$6.30
NYE LL 2	2 fl. oz.	\$9.90
NYE LL 25	4 fl. oz.	\$14.40
NYE LL 3	8 fl. oz.	\$21.60
NYE LL 4	16 fl. oz.	\$30.60
NYE LL 5	32 fl. oz.	\$43.20



Nose & Scar Wax

Pliable, yet firm, to create simulated injuries. Spirit gum beneath wax provides longer wear. Seal with liquid latex. Expect 4-25 applications per 1 oz.



NYE NW 1	1 oz.	\$6.30
NYE NW 2	2.5 oz.	\$9.00
NYE NW 3	8 oz.	\$19.80

BLOOD EFFECTS

Stage Blood

Realistic qualities include vivid coloring and medium flowing viscosity. Peppermint flavored and safe in mouth. May stain some fabrics and surfaces. Test before use. Expect 12-30 applications per 1 oz.

NYE SB 2	.5 fl. oz.	\$3.15
NYE SB 3	1 fl. oz.	\$4.50
NYE SB 4	2 fl. oz.	\$7.20
NYE SB 45	4 fl. oz.	\$11.70
NYE SB 5	8 fl. oz.	\$15.30



NYE SB 6	16 fl. oz.	
\$25.20		
NYE SB 7	32 fl. oz.	
\$37.80		

Dark Blood

Perfectly replicates the appearance of

oxidized blood. Although unflavored, it is safe to use in and around the mouth. May stain some fabrics and surfaces. Test before use. Expect 12-30 applications per 1 oz.

NYE DSB 2	.5 fl. oz.	\$3.15
NYE DSB 3	1 fl. oz.	\$4.50
NYE DSB 4	2 fl. oz.	\$7.20
NYE DSB 5	8 fl. oz.	\$15.30
NYE DSB 6	16 fl. oz.	
\$25.20		
NYE DSB 7	32 fl. oz.	
\$37.80		



Thick Blood

Moist, jam-like texture can be used to fill wounds. "Scrape" along skin for an abrasion or road rash. Washable.

Expect 10-35 applications per 1 oz.

NYE TB 0	.5 oz.	\$6.30
NYE TB 1	1 oz.	\$9.00
NYE TB 2	6 oz.	\$25.20
NYE TB 3	16 oz.	\$39.60

Fresh Scab

Authentic brownish-blood tint for older, dried blood clotting effects. May stain some fabrics, test before use. Expect 10-35 applications per 1 oz.

NYE TS 0	.5 oz.	\$6.30
NYE TS 1	1 oz.	\$9.00
NYE TS 2	6 oz.	\$25.20

Effects Gel

Effects Gel is a special effects grade gelatin that allows artists to create 3D effects that solidify and hold their shape. Expect 3-50 applications per 1 oz.

NYE GE 1	Blood, 1 fl. oz.	\$10.80
NYE GE 2	Blood, 2 fl. oz.	\$12.60
NYE GE 3	Flesh (clear), 1 fl. oz.	\$10.80
NYE GE 4	Flesh (clear), 2 fl. oz.	\$12.60
NYE GE 5	Scar (opaque), 1 fl. oz.	\$10.80
NYE GE 6	Scar (opaque), 2 fl. oz.	\$12.60
NYE GE 10	3 - 1 fl. oz. bottles	\$22.50
NYE GE 11	3 - 2 fl. oz. bottles	\$28.80

SEALERS & CLEANSERS

LiquiSet

Water-base, easily mixes with MagiCake and other cake products for a smudgeproof and water resistant finish. Expect 10-40 applications per 1 oz.

NYE LQ 0	1 fl. oz. spritzer	\$6.30
NYE LQ 1	1 fl. oz.	\$6.30

NYE LQ 2	2 fl. oz.	\$9.00
NYE LQ 21	2 fl. oz. spritzer	\$9.00
NYE LQ 4	4 fl. oz.	\$12.60
NYE LQ 16	16 fl. oz.	\$30.60

Final Seal Matte Sealer

Apply over any completed makeup for a smudge and waterproof finish. Expect 20-50 applications per 1 oz.

NYE FY 0	1 fl. oz. Spritzer	\$9.00
NYE FY 2	2 fl. oz. Spritzer	\$14.40
NYE FY 4	4 fl. oz.	\$23.40
NYE FY 8	8 fl. oz.	\$30.60
NYE FY 16	16 fl. oz.	\$43.20

Castor Sealer

Ideal to seal latex materials and appliances. After sealing, creme makeup can be applied to latex; eliminates need for rubber mask grease. Expect 15-40 application per 1 oz.

NYE KS 00	.5 fl. oz.	\$3.15
NYE KS 0	1 fl. oz.	\$4.05
NYE KS 1	2 fl. oz.	\$7.20
NYE KS 2	8 fl. oz.	\$12.60

Quick Cleanse

Light, gentle formula easily removes all creme makeup. Gently massage cleanser into makeup with cotton pad, fingers, or sponge and wipe away. Rinse skin with water. Expect 4-20 applications per 1 oz.

NYE QR 1	.5 fl. oz.	\$3.15
NYE QR 2	1 fl. oz.	\$4.05
NYE QR 3	2 fl. oz.	\$7.20
NYE QR 41	8 fl. oz. pump	\$12.60
NYE QR 5	16 fl. oz. jug	\$21.60

Hydra Cleanse

Gently cleanses face and body, leaving the skin feeling clean, smooth and refreshed. Expect 15-20 applications per 1 oz.

NYE HR 1	2 fl. oz.	\$4.50
NYE HR 21	8 fl. oz. pump	\$10.80
NYE HR 3	16 fl. oz. jug	\$13.50

BRUSHES, SPONGES & MAKEUP



TOOLS

Brushes

NYE FB 2	Flat, 3/32"	\$5.85
NYE FB 3	Flat, 5/32"	\$6.30
NYE FB 5	Flat, 1/4"	\$6.75
NYE FB 7	Flat, 5/16"	\$7.20
NYE FB 10	Flat, 3/8"	\$8.10
NYE FB 12	Flat, 7/16"	\$9.00

NYE DB 8	Dome Eye Shadow, 6mm	\$8.10
NYE DB 12	Dome Eye Shadow, 8mm	\$9.00
NYE AB 4	Angle Shadow, 4.5mm	\$7.20
NYE AB 8	Angle Shadow, 6mm	\$8.10
NYE AB 12	Angle Shadow, 7mm	\$9.00

Brush Cleaner

NYE BC 1	2 fl. oz.	\$6.30
NYE BC 11	2 fl. oz. spray	\$6.30
NYE BC 21	8 fl. oz.	\$16.20
NYE BC 3	16 fl. oz. jug	\$27.00
NYE BC 4	32 fl. oz. jug	\$43.20

Puffs, Sponges, & Foam Applicators

NYE VP 1	Velour Powder Puff, single	\$2.70
NYE VP 2	Velour Powder Puff, dozen	\$29.70
NYE HS 1	Hydra Sponge, small	\$3.60
NYE HS 3	Hydra Sponge, medium	\$4.50
NYE LF 1	Synthetic Sponge, single	\$2.70
NYE LF 2	Synthetic Sponge, dozen	\$29.70

NYE FNS 1	Fine Pore Stipple Sponge, single	\$2.70
NYE FNS 2	Fine Pore Stipple Sponge, dozen	\$29.70
NYE NS 1	Medium Pore Stipple Sponge, single	\$2.70
NYE NS 2	Medium Pore Stipple Sponge, dozen	\$29.70
NYE FB 111	Foam Tip Applicator/25pk	\$5.40

Pencil Sharpeners

NYE SP	Single Hole Sharpener	\$5.40
NYE DP	Dual Hole Sharpener	\$8.10



KITS

PERSONAL KITS **\$19.80**
Provides professional quality makeup for several rehearsals and performances. Personal Kits assure each actor the benefit of strict hygiene at an affordable price.

NYE KIT PK 0	Fair: Lightest
NYE KIT PK 1	Fair: Light/Medium
NYE KIT PK 2	Fair: Tan
NYE KIT PK 3	Olive: Light/Medium
NYE KIT PK 4	Olive: Deep
NYE KIT PK 45	Brown: Light
NYE KIT PK 5	Brown: Medium

NYE KIT PK 6 Brown: Dark
 kit includes in clear plastic case:
 creme foundation mini contour
 blush highlight & lip palette
 setting powder eyebrow pencil
 flat brush powder puff
 latex sponge stipple sponge

THEATRICAL MAKEUP KIT

Quality components in full sizes cover straight,



beauty, old age, and special character effects of dozens of applications for instruction and theatrical productions.

CREME KITS \$64.60

NYE KIT TK 1 Fair: Light-Medium
NYE KIT TK 2 Fair: Medium-Tan
NYE KIT TK 3 Olive: Light-Medium
NYE KIT TK 4 Olive: Medium-Deep
NYE KIT TK 5 Brown: Light
NYE KIT TK 6 Brown: Medium
NYE KIT TK 7 Brown: Deep

kits include:

creme foundation dry rouge
 rouge blush highlight shadow
 contour wheel bruise F/X color wheel
 hair color nose & scar wax
 liquid latex dark blood
 spirit gum spirit gum remover
 brow & lash comb flat brushes
 latex foam sponge stipple sponge
 velour powder puff swab tip applicators
 eyebrow & lip pencil
 translucent face powder

CAKE KITS \$70.30

NYE KIT TK 11 Fair Complexions
NYE KIT TK 12 Olive Complexions
NYE KIT TK 13 Brown Complexions

kits include:

color cake foundation
 eye shadow creme contour wheel
 powder rouge bruise F/X color wheel
 hair color nose & scar wax
 dark blood spirit gum
 spirit gum remover swab tip applicators
 brow & lash comb flat brushes
 hydra sponge stipple sponge
 velour powder puff
 eyebrow & lip pencil
 translucent face powder



ADHESIVES

AdGem™

Ad Gem is a safe, latex-free adhesive used for all types of body decoration. This adhesive has a water based acrylic formula that is safe and comfortable, providing the perfect amount of hold for glitters, jewels, eyelashes and other cosmetic accessories. It is in liquid form when dispensed from the tube and quickly changes to a rubber-like consistency when it is exposed to the air.

MEH ADGEM 354R .125 oz. with 12 rhinestones \$7.95
MEH ADGEM 354P .5 oz. \$12.95

AdMed

AdMed is a clear, synthetic adhesive used to secure prosthetics and bald caps. It is perspiration and moisture resistant. Made with medical grade silicone and can be safely used on latex prosthetics.

MEH ADMED 355R
 4.5 oz. \$15.95



Spirit Gum

Solution for adhering crepe hair, wigs, prosthetic noses, bald caps, and more.

MEH SG .05Z .05 oz. w/brush \$3.25
MEH SG .125OZ .125 oz. w/brush \$4.95
MEH SG 10Z 1 oz. w/brush \$7.95
MEH SG 4.5OZ 4.5 oz. \$15.95
MEH SG 9OZ 9 oz. \$25.15
MEH SG 16OZ 16 oz. \$31.45
MEH SG M1 1 oz. matte w/brush \$7.95
MEH SG M4.5 4.5 oz. matte \$15.95
MEH SG M9 9 oz. matte \$21.15

EFFECTS

MEH 3D GEL C2 3-D Gel Clear Bottle, 2oz. \$6.95
MEH 3D GEL F2 3-D Gel Fleshtone Bottle, 2oz. \$6.95
MEH 3D GEL R2 3-D Gel Blood Red Bottle, 2oz. \$6.95
MEH 3D GEL Clear Slab, 8 oz. \$15.95
MEH BC Latex Bald Cap \$17.95
MEH CR 505 B Bruise Pro Color Ring, 5 colors \$13.95
MEH COL Scar Effect, .125 oz. \$5.95
MEH M P/W 10Z Modeling Putty/Wax, 1.3 oz. \$5.95
MEH ML Mixing Liquid, 4.5oz. \$9.95

MEH S&T 1
 Sweat & Tears, 1 oz.
 \$5.95



Blood Effects

MEH SQB BA .5OZ Squirt Blood-Bright Arterial, .5 oz. \$3.95
MEH SQB BA 2OZ Squirt Blood-Bright Arterial, 2 oz. \$4.95
MEH SQB BA 9OZ Squirt Blood-Bright Arterial, 9 oz. \$9.95
MEH SQB DV .5OZ Squirt Blood-Dark Venous, .5 oz. \$3.95
MEH SQB DV 2OZ Squirt Blood-Dark Venous, 2 oz. \$4.95
MEH SQB DV 9OZ Squirt Blood-Dark Venous, 9 oz. \$9.95
MEH SB BS Blood Splatter Spray, 1 oz. \$4.95
MEH SB CAPS 12 Bright Arterial-12 Edible Capsules \$3.95

Tooth Coloring Effects

MEH TFX B Black
MEH TFX G Gold
MEH TFX N Nicotine/Decay
MEH TFX R Blood Red
MEH TFX S Spinach
MEH TFX W White

BARRIER SPRAY

Apply to clean skin before makeup to prevent sweat from coming through makeup or use to seal makeup by spraying over makeup. Prevents makeup from rubbing off on to costumes.

MEH BS 2 2 oz. pump \$8.95
MEH BS 9 9 oz. refill \$19.95



KITS

Mini-Pro Professional Makeup Kit \$15.95



Student makeup kit featuring CreamBlend™

MEH KIT KMP NF Fair/Olive Fair
MEH KIT KMP NM Medium/Olive Medium
MEH KIT KMP ND Medium Dark/Dark
 kit includes in clear plastic case:



makeup brush
powder puff
old age instructions
setting powder

Character Makeup Kit \$15.95

MEH KIT KMP C	Clown
MEH KIT KMP EJ	Evil J
MEH KIT KMP MF	Monster
MEH KIT KMP S	Skeleton
MEH KIT KMP T	Feline
MEH KIT KMP V	Vampire
MEH KIT KMP W	Witch
MEH KIT WW	Werewolf
MEH KIT KMP Z	Zombie



NEUTRALIZERS & CONCEALERS

MEH CP 605 C	Conceal-It Palette, 6 colors	\$13.95
MEH CP 605 N	Correct-It Palette, 6 colors	\$13.95

SPECIALTY POWDERS

MEH SP 105A 1	Charred Ash Powder .75 oz. Shaker	\$6.95
MEH SP 105A	Charred Ash Powder 2.3 oz.	\$8.95
MEH SP 105D 1	Trail Dust .75 oz. Shaker	\$6.95
MEH SP 105D	Trail Dust 2.3 oz. Shaker	\$8.95
MEH SP 105T 1	Texas Dirt Powder .75 oz. Shaker	\$6.95
MEH SP 105T	Texas Dirt Powder 2.3 oz.	\$8.95

PAINT

MEH CPP 8	Paradise Makeup AQ, 8 colors	\$29.95
-----------	---------------------------------	---------

BRUSHES

MEH BRUSH 18	1/8" Flat End	\$4.95
MEH BRUSH 316	3/16" Flat End	\$5.95
MEH BRUSH 14A	1/4" Angled	\$5.95
MEH BRUSH 14 Flat	1/4" Flat End	\$5.95

CreamBlend highlight
CreamBlend shadow
CreamBlend bases
powder puff
Cream rouge
2 applicators
stipple sponge
pencil liner

MEH BRUSH 15 FLAT	5/16" Flat End	\$5.95
MEH BRUSH 15A	5/16" Angled	\$5.95
MEH BRUSH FPD	Fine Point Detail	\$4.95
MEH BRUSH CP	Complexion	
	Powder	\$5.95
MEH SPONGE NS	Natural Sea Sponge	\$5.95

FOUNDATIONS

StarBlend™ Stick Makeup \$9.95
StarBlend™ Cake Makeup is highly pigmented pressed powder that can be used wet or dry. The full coverage formula can withstand the utmost in extreme performance conditions. 2 oz.

MEH CM 110 1B	Alabaster
MEH CM 110 10C	Ebony
MEH CM 110 14B	Butterfly
MEH CM 110 22	Light Buff
MEH CM 110 24	Neutral Buff
MEH CM 110 24A	Light Beige Blush
MEH CM 110 26	Light Khaki
MEH CM 110 4C	Light Cocoa
MEH CM 110 7C	Sable
MEH CM 110 B	Black
MEH CM 110 BL	Blue
MEH CM 110 EC	Espresso Cream
MEH CM 110 EF	Medium Golden
MEH CM 110 EI	Fair Golden
MEH CM 110 EJ	Tan Golden
MEH CM 110 G	Green
MEH CM 110 LGY	Light Grey
MEH CM 110 MG	Monster Grey
MEH CM 110 MW	Moonlight White
MEH CM 110 P	Purple
MEH CM 110 PK	Pink
MEH CM 110 O	Orange
MEH CM 110 OS10	Dark Olive
MEH CM 110 OS2	Light Olive
MEH CM 110 OS4	Mid-Light Olive
MEH CM 110 OS6	Medium Olive
MEH CM 110 OS8	Mid-Dark Olive
MEH CM 110 R	Red
MEH CM 110 TV2	Ivory Bisque
MEH CM 110 TV4	Soft Beige
MEH CM 110 TV6	Light Tan
MEH CM 110 W	White
MEH CM 110 WH	Warm Honey
MEH CM 110 Y	Yellow

CreamBlend™ Stick Makeup \$9.95
CreamBlend™ Stick Makeup is highly pigmented, refined cream makeup in a convenient ultra-portable stick. The creamy formula was developed to withstand the utmost in extreme performance conditions including hot stage lights. CreamBlend™ Stick contains vitamins and antioxidants and is formulated without the petrolatum base often found in traditional "greasepaint" makeup. .75 oz.

MEH CS 400 1B	Alabaster
MEH CS 400 10C	Ebony
MEH CS 400 14B	Butterfly Ivory
MEH CS 400 22	Light Buff
MEH CS 400 22A	Soft Peach

MEH CS 400 26	Light Khaki
MEH CS 400 38	Contour II
MEH CS 400 4C	Light Cocoa
MEH CS 400 7C	Sable
MEH CS 400 DK 0	Dark 0
MEH CS 400 DK 1	Dark 1
MEH CS 400 DK 2	Dark 2
MEH CS 400 DK 3	Dark 3
MEH CS 400 DK 4	Dark 4
MEH CS 400 LE	Light Ebony
MEH CS 400 LT0	Light 0
MEH CS 400 LT1	Light 1
MEH CS 400 LT2	Light 2
MEH CS 400 LT3	Light 3
MEH CS 400 LT4	Light 4
MEH CS 400 MDK0	Med/Dark 0
MEH CS 400 MDK1	Medium Dark 1
MEH CS 400 MDK2	Medium Dark 2
MEH CS 400 MDK3	Medium Dark 3
MEH CS 400 MDK4	Medium Dark 4
MEH CS 400 ME	Medium Ebony
MEH CS 400 MED0	Medium 0
MEH CS 400 MED1	Medium 1
MEH CS 400 MED2	Medium 2
MEH CS 400 MED3	Medium 3
MEH CS 400 MED4	Medium 4
MEH CS 400 OS10	Dark Olive
MEH CS 400 OS2	Light Olive
MEH CS 400 OS4	Light/Medium Olive
MEH CS 400 OS6	Medium Olive
MEH CS 400 OS8	Medium/Dark Olive
MEH CS 400 TV2	Ivory Bisque
MEH CS 400 TV4	Soft Beige
MEH CS 400 TV6	Light Tan
MEH CS 400 WH	Warm Honey

Brights

MEH CS 400 7.5B	Light Auguste
MEH CS 400 A	Auguste
MEH CS 400 B	Black
MEH CS 400 BL	Blue
MEH CS 400 G	Green
MEH CS 400 GD	Gold
MEH CS 400 LG	Light Grey
MEH CS 400 MG	Monster Grey
MEH CS 400 MW	Moonlight White
MEH CS 400 O	Orange
MEH CS 400 OG	Ogre Green
MEH CS 400 P	Purple
MEH CS 400 PK	Pink
MEH CS 400 R	Red
MEH CS 400 RB	Really Bright Red
MEH CS 400 S	Silver
MEH CS 400 W	White
MEH CS 400 Y	Yellow

TATTOO COVERS & COVERING™

A revolutionary cream which covers the darkest tattoos, birthmarks and other skin discolorations.

Available as single units or in a five-color palette - the Tattoo CoveRing™.

MEH TC 505 Tattoo CoveRing™	\$13.95
Individual units	\$7.95
MEH TC 506 TC1	Light

PLEASE CONTACT US FOR ADDITIONAL MAKEUP DISCOUNTS (KITS ARE NOT DISCOUNTED)

ALL ITEMS, ESPECIALLY KITS ARE SUBJECT TO PRICE CHANGES

GENERAL MAKE UP ORDER INFORMATION

Please indicate on your order if you wish NO SUBSTITUTIONS, you wish us to SUBSTITUTE, or if you would like to be called to discuss potential substitutions. If we make substitutions,

we will attempt to make them as close as possible.

Please note: makeup is not returnable.



Mehron CreamBlend™ Stick Colors Chart





MEH TC 506 TC2
Light/Medium
MEH TC 506 TC3
Medium
MEH TC 506 TC4
Medium/Dark
MEH TC 506 TC5
Dark

MUSTACHES, BEARDS & WIGS


Other colors & styles available. Please call, write, or email for additional options.

MUSTACHES

\$9.00



LCY M 61
Standard



LCY M 2
Downturn



LCY M ENG
English



LCY M HB
Handlebar



LCY M W
Walrus



LCY M 10
Small English



LCY M EF
Errol Flynn




LCY M 11L
Fu Manchu



LCY M SB
Sideburns
\$22.50



LCY B M55
Full Face Beard
\$35.00



LCY B 5PT
5 pt. Beard
\$23.40

LCY B 1PT
1 pt. Beard
\$20.70



REPRESENTATIVE WIGS

Contact us for hair color and details on the wigs shown or information on the many additional wigs available from our hair and wig supplier.



LCY B BIB DISC
Biblical Set
\$25.20



LCY WIG GIDGET
Gidget
\$30.60



LCY Wig Frankie
Grease Wig Frankie
\$27.00



LCY WIG LION
Curly Lion Set
\$37.00

ORDER FORM

Name _____ PO # _____
 Organization _____ Date _____
 Address _____ Phone _____
 City, State, Zip _____ Fax _____
 Address above is ☐ commercial or ☐ residential Email _____

[illegible]

Card number _____ Expiration Date _____
 Signature _____

Subtotal	
Freight	
Sales Tax*	
TOTAL	

INFORMATION REQUEST FORM

Other Information

- Syracuse Scenery & Stage Lighting Co., Inc. is open Monday - Friday, 8:30 AM - 5:00 PM (COVID hours 7:30 AM - 4:00 PM).
- Voice mail is available at 315-453-8096 for after hour needs.
- Orders may be placed by mail, fax, phone or email. We will try to ship all orders within one day of receipt. Please let us know if you wish substitutions made for items not in stock, and/or indicate if you would like to be called either for substitutions or for availability of items on your order.
- For shipments under 150 lbs, our preferred method is UPS Ground. Common carrier services will be used for shipments over 150 lbs. For time sensitive shipments, expedited shipping is available via either UPS or FedEx. If you have a shipping preference, please let us know.

INDEX

Allen Wrench	19
Altman Lighting	
Fixtures	42-43
Anchor Shackles	16
Apollo Patterns	60-61
Artist Choice Paint	23
Backdrops	10
Barndoors	47
Beam Clamps	16-17
Beards	80
Belaying Pins	19
Ben Nye Make Up	66-77
Blackwrap	51
Bolt Cutter	17
Books	51
Boomerang	47
Brace Cleats	18
Breakaways	56
Break-In/Break-Out	50
Brushes, Makeup	76, 78
Brushes, Paint	25
Burlap	9
C-Clamp	47
Cable Clips	16
Cable Cutter	17
Cable, Utility	16
Canto USA Fixtures	41
Casters	19
CCF-2	6
Chain	6
Charisma Velour	7
Chauvet Professional	
Fixtures	35
China Marker	51
Choma Key Paint	21
Chroma Q Fixtures	37
Clear Com	55
Clear Gloss/Flat	21
Cleats	18
Coffin Lock	19
Color Extender	44
Color Frames	47
Color Media	53-54
Colorcoat	21
Commando	9
Concentrated Bases	21
Confetti Cannon	57
Confetti Cannon	
Consumables	58
Connectors	49
Consoles, Lighting	31
Console Marking Tape	51
Cool Ink Patterns	59
Crepe Hair Wool	75
Curtain Supplies	6
Curtain-To-Carrier	
Fastener (CCF-2)	6
Custom Gobos	59
D-Ring Plates	19
Denim Twill	9
DigiComp HD	21
Dimming Equipment	32-33
DMX Cables	50
DMXcat	50
Dryicer	57

Drops	10
Duck	8
Duvetyne	9
Egg Crate Louver	47
Elation Fixtures	39-40
Ellipsoidal Spotlights	44-45
Encore	9
Erosion Cloth	9
ETC Fixtures	47
Fabric	7-9
Fall Protection	50
Film/FX	58
Flame Retardant	25
Flamex	25
Flexbond	25
Flexcoat	25
Floor Block Sak-O-Sand	11
Flooring	26
Fluorescent Paint	22
Foamcoat	25
Fog Fluid	56-57
Fog Machines	56-57
Follow Me Tracking	
Solutions	45
Followspots	46
Foot Irons	18
Fosshape	25-26
Fresnel Lens	47
Fringe	9
Gaffers Tape	51
GAM Color	54
GAM Film/FX	58
GAM SX4	58
Get-A-Grip	47
Glass Gobo Holders	58
Glow Tape	51
Gobo Holders	58
Gobos	59-65
Great American Patterns	62-63
Grid Lock Clamp	48
Grommet Kit	6
Grommets	6
Guide to Stage Curtains	5
Hair Color	74-75
Hampers	27
Hanger Irons	19
Harnesses	50
Heat Shield	51
Hinges	18
I-Cue	59
Iddings Deep Colors	21
IFR Lining	8
Imagepro™	59
Intercom Equipment	55
Iris Slot Holders	58
Jute Webbing	6
Keeper Hook	19
Lamp Bases	49
Lamps	52
Lashing Hardware	18
Le Flame	56
LED Fixtures	33-46
LED Tape	26
Lee Filters	53-54
Lenses	47
Leprecon	31-33
Light Stand Base	48

Lighting Fixtures	33-46
Lighting Software	50
Lighting Symbol Templates	48
Lighting Trees	49
Lightwright 6	50
Littlite	27
Makeup	66-80
Makeup Kits	76-78
Manila Rope	16
Martin Lighting Fixtures	38
Masking Fabric	9
Medium 2Pin Base	49
Medium Prefocus Base	49
Mega Clamp	47
Mega Claw	47
Mega Combo Tool	48
Mehron	77-79
Metallic Tape	51
Mirror Balls & Motors	56
Mirrors	26
Multi Circuit Cable	50
Multiline II	16
Multipurpose Wrench	48
Muslin	8
Nicopress Fittings	17
Off Broadway Paint	20
Order Form	81
Paint Brushes	22
Paint Kits	22
Paint	20-24
Painters Scrim	9
Pattern Holders	44, 47
Patterns	60-65
Phoenix	44
Pin Splitter II	50
Picture Hook	19
Pin Connector	49
Pin Hinge	18
Pin Wire	18
Pipe Clamps, Lighting	48
Pipe Clamps, Rigging	19
Plano Convex Lens	47
Plastic Varnish	24
Portable Curtain Stand	
Equipment	27
powerCON	49
Premiere Clear	25
Prismatics	58
Prism Velour	9
Pro Fetti	57-58
Quicklinks	17
Radiance Hazer	56-57
Reflective Media	26
Rigging Equipment	15-17
Rigging Services	14
Robert Juliat Fixtures	38
Rope Set Sak-O-Sand	11
Rope	16
Rosco Designer Patterns	64-65
RoscoLED Tape	26
Rosco Staging Products	26
Roscolux	53-54
Round Sling	17
Roundels	47
Saddle Bag SAK-O-SAND	11
Safety Cables	48
SAK-O-SAND	11

Sand Bags	11
Sash Cord	16
Scenery Backdrops	10
Scenery Bumper	47
Scenery Netting	9
Scrim Curtain	10
Sculpt Or Coat	24
Shackles	16
Sharkstooth Scrim	9-10
S-Hooks	6
Shrink Mirror	26
Side Arms	48
Snoots	47
Snow	56
Snow Fluid	57
Snow Machine	57
Spike Tape	51
Stage Cable	49
Stage Curtains	5-6
Stage Hardware	18-19
Stage Rigging	14-17
Stage Screws	18
Stage Set X	16
Star Par	43
Stop Cleats	18
Strand Lighting	31-33, 44
Streamers	58
Supersaturated Paint	20-21
Swaging Components	17
T Series Connectors	49
Tattoo Cover	69, 78, 80
Tape	51
Templates	48
Thermashield	51
Thimbles	17
Threefer	49
Tie Line	18
Tiny Fogger	57
Tobacco Cloth	9
Top Hat	47
Tough Prime	21
Tough'N White	24
Track	12-13
Track Accessories	12-13
Turnbuckles	17
Twistlock Connector	49
Twofer	49
U-Ground Connector	49
Utility Cable	16
Ultratec	57-58
UV Filter	51
Vari*Lite	33-34
Velcro	6
Velour	7-9
Wagon Brakes	19
Webbing	6
Wigs	80
Wire Rope	16
Wonderflex	25-26
Wood Shell Blocks	16



www.syracusescenery.com

**SYRACUSE SCENERY &
STAGE LIGHTING CO., INC.**
101 Monarch Drive
Liverpool, NY 13088-4514