


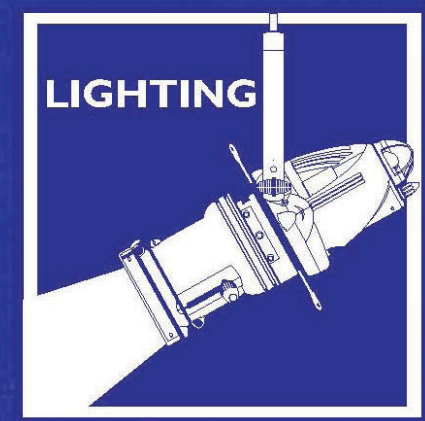



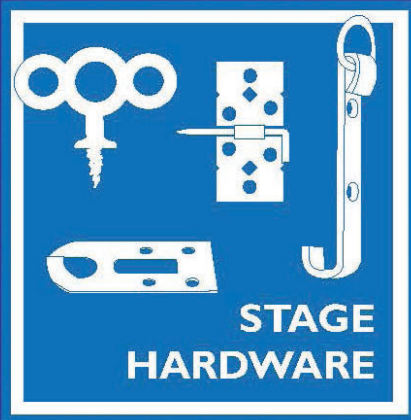


COMPACT CATALOG



SYRACUSE SCENERY & STAGE LIGHTING CO., INC.
101 Monarch Drive Liverpool, New York 13088-4514

COMPACT CATALOG

Prices in this catalog are in effect at 03/01/25.

SPECIFICATIONS AND PRICES IN THIS CATALOG ARE SUBJECT TO CHANGE WITHOUT NOTICE.

Discontinued items are indicated **discontinued item**. Limited stock is available for some discontinued items. Please contact us for availability and details.




PAGES 4-6 & 10
Curtain Definitions,
Sample Specifications,
Velours, Supplies,
Backdrops, Scrim



PAGE 7 - 9
Fabric illustrations
and pricing for typical
scenic fabrics



PAGE 11
The sand bag series



PAGES 12 - 13
Automatic Devices
Company, Inc. stage
and studio tracks



PAGES 14 - 17
SSSL rigging services
and hardware



PAGES 18 - 19
Stage and rigging
hardware to build and
fly scenery



PAGES 20 - 23
Featuring Rosco paints




**PAGES 25, 45-49,
51-53**
Lighting accessories,
tape, designer/staging
products, intercoms,
color media



PAGES 26 - 27
Additional information
from manufacturers



PAGES 28-44
Selections of consoles,
dimmers, and luminaires
from a variety of
manufacturers



PAGE 50
Featuring popular stage
lamp types



PAGES 54-63
Equipment and
supplies to create
theatrical magic



PAGES 64-78
Selections of products
from Ben Nye,
Mehron, and Morris
Costumes hair goods

Order Form,
Information Form,
General Information

PAGE 79

Index

PAGE 80

SYRACUSE SCENERY & STAGE LIGHTING CO., INC. began doing business in the 1920's and was incorporated in the State of New York in 1969. Syracuse Scenery is a New York State Certified WBE.

Syracuse Scenery is an ETCP Recognized Employer. Participation in this program represents a commitment to the enhancement of safety and reduction of risk in the workplace by industry employers. Employers demonstrate Best Practices by using ETCP Certificants, and by encouraging their employees to become ETCP Certified Professionals. Organizations who accept these best practices stand behind the knowledge, skill, and dedication to safety of their ETCP Certified Technicians.

Professional certification is the voluntary process by which a nongovernmental organization grants recognition to an individual who has demonstrated certain abilities, skills and knowledge. ETCP includes creation of exams based upon identified bodies of knowledge, conducting those examinations, awarding of certifications, and re-certifying individuals.

Syracuse Scenery is very proud of its current employees with ETCP certifications, and is looking forward to the certifications of additional employees who are currently studying for their testing.



Syracuse Scenery actively participates in the work of ESTA Standards making and is an active member of the TSP Rigging Working Group. Syracuse Scenery is committed to continuing its support of industry work to create and improve equipment standards and workmanship in our industry.



101 Monarch Drive
Liverpool, NY 13088-4514




SYRACUSE SCENERY & STAGE LIGHTING CO., INC.

Syracuse Scenery & Stage Lighting Co., Inc. is a specialty contractor, providing and installing theatrical equipment, rigging, dimming control, lighting, tracks, curtains, and projection screens. Except for a very few projects where specific labor is mandated, all of Syracuse Scenery's installation projects are performed by our own full-time staff.

Syracuse Scenery is also a theatrical dealer, selling stage and studio equipment and supplies. A large portion of the equipment and supplies we sell are shown within this Compact Catalog. Many additional items are also available. We welcome your inquiries by phone or e-mail.


Syracuse Scenery is a "bricks and mortar" business. Our owned 25,000 sq ft building contains our large sewing facilities, extensive supplies inventory, general and project management offices, our rental shop, and showroom. The photographs on this page show some of the areas of the building. If you are in the area, please stop in. Our office hours are Monday - Friday 7:30AM - 4:00PM.

Syracuse Scenery, as all entertainment-related businesses, professional and academic performance programs and most, if not all people involved in performing arts, were affected by the Covid-19 pandemic. Some pandemic affects are still continuing. Supply chain issues are improving, but continue. For USITT Conference attendees, this year we have been forced to discontinue the Syracuse Scenery pot holder (hot pad, soft throwing object) as the vendor who cut the circles for us moved and left behind the ancient cutting machine. We are hopeful for continuing improvements in 2023 and beyond.

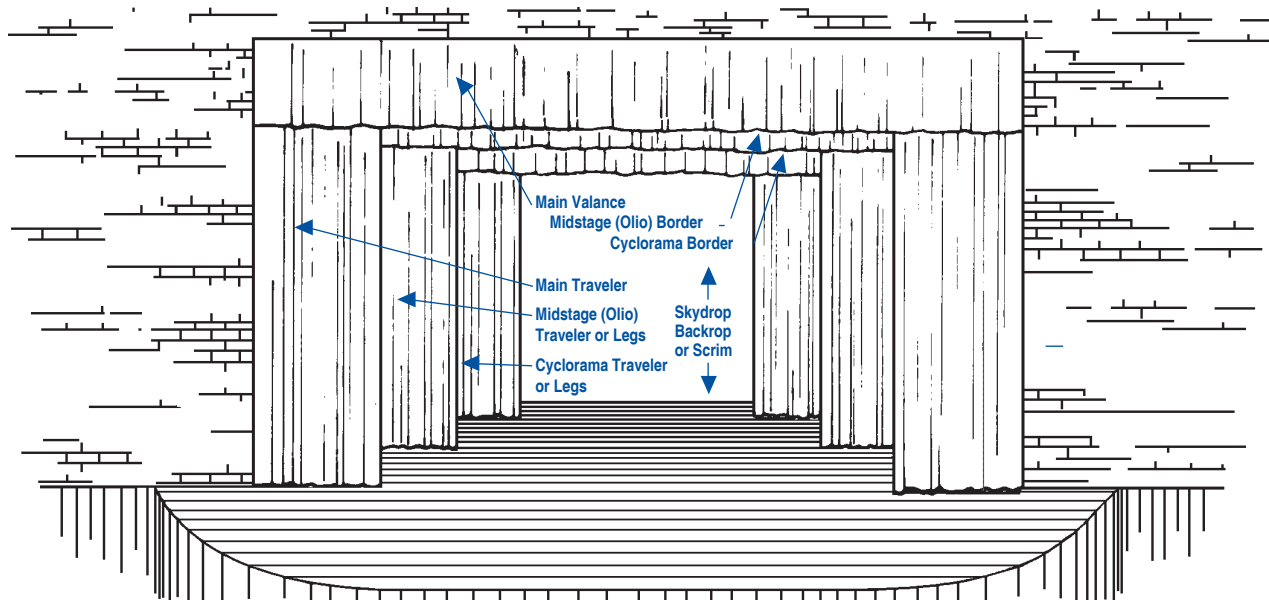




SYRACUSE SCENERY & STAGE LIGHTING CO., INC. IS ONE OF THE LARGEST STAGE CURTAIN MANUFACTURERS IN THE UNITED STATES

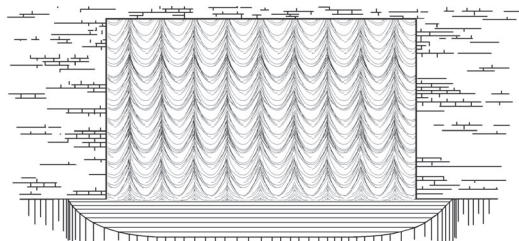


Syracuse Scenery has installed and serviced stage curtains for more than 50 years. We KNOW what is required to achieve a successful curtain. All curtains are custom-fabricated to your (or your consultant's or architect's) specifications. Our 8,500 square foot sewing room was designed for stage curtain success, and is specially lighted for color matching.



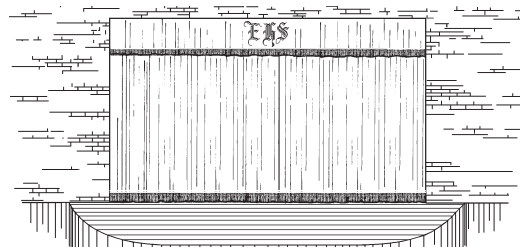
TYPICAL PROSCENIUM STAGE CURTAINS

Syracuse Scenery created and printed the illustration above in 1973 to illustrate stage curtain terminology for our customers. Our illustration has been adopted and is used by fabric suppliers and curtain manufacturers throughout the industry.



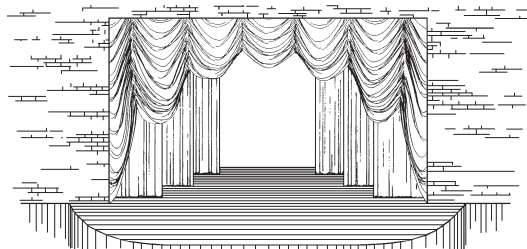
AUSTRIAN CURTAIN

In the down position (pictured), an Austrian curtain is vertically gathered. It travels to the up position on cables rigged through rings sewn on the seams of the curtain.



FRINGED AND MONOGRAMMED CURTAINS

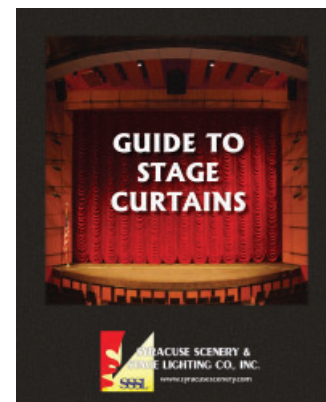
Monograms and other custom art work can be machine embroidered or applied onto the curtain. Curtains can be finished with fringe from 6" to 2 feet along the bottom hem in an assortment of metallic colors.



CONTOUR CURTAIN

In the down position, a Contour curtain appears as a standard horizontally pleated curtain. The Contour curtain raises in adjustable swags, adding its own drama to the stage. In the up position (pictured), the curtain forms a swagged valance.

Syracuse Scenery wrote the book on stage curtains. Our booklet, *GUIDE TO STAGE CURTAINS*, is available to you **FREE** upon request.





SUGGESTED FABRICATION SPECIFICATIONS FOR BID REQUESTS

Call, write, fax, or email for budget estimates, purchase prices, or assistance with specification preparation.

This is an example of a typical Curtain Schedule with typical fabric selections.

A. CURTAIN SCHEDULE

Quantity (# of sections)	Description	Height Per Section	Width %	Fullness	Fabric	Lining
2	Main Traveler Sections	18'6"	21'0"	60	A	C
1	Main Valance	6'0"	44'0"	60	A	C
2	Midstage Traveler Sections	18'6"	21'0"	60	B	C
1	Midstage Border	6'0"	44'0"	60	B	C
3	Cyclorama Borders	6'0"	44'0"	60	D	
4	Cyclorama Legs	18'6"	8'0"	60	D	
2	Cyclorama Traveler Sections	18'6"	21'0"	60	D	
1	White Sharkstooth Scrim	20'0"	40'0"	0	E	
1	Sky Blue Cyclorama	18'0"	40'0"	0	F	

B. FABRICS

Samples of all fabrics proposed for use must be included with bid. Each sample should be labeled as to its type and use.

1. TYPE A: 23 oz. Charisma Velour, 100% polyester, color to be selected
2. TYPE B: 18/20 oz. Crescent Velour, 100% polyester, color to be selected
3. TYPE C: 10 oz. Janus Lining, 100% polyester, color - Tan or Black
4. TYPE D: 22 oz. IFR Prism, 100% polyester, color to be selected
5. TYPE E: Seamless Sharkstooth Scrim, 100% cotton, color - White
6. TYPE F: 20' Seamless Muslin, 100% cotton, color - Sky Blue

C. FLAME RETARDANCY:

1. 100% polyester fabrics are to be permanently flame resistant. All 100% cotton fabrics are to be chemically treated at the mill for flame retardancy. This treatment is to be effective for approximately 5 years and then must be redone together with dry cleaning.
2. A Certificate of Flame Resistance is to be provided for each fabric supplied. The certificates must be issued by the fabric manufacturer or converter.
3. Each curtain is to be labeled with a permanent tag giving the flame retardancy information and providing a suggested date for testing, if applicable.

D. FABRICATION SPECIFICATIONS:

1. GENERAL: Curtains are to be fabricated in the sizes and fabrics as shown on the curtain schedule. Curtains are to be stitched with thread matching the color of the curtain using a safety overlock stitch.
2. FULLNESS: Fullness as listed in the Curtain Schedule is to be in addition to allowances for seams, side hems and turnbacks.
3. PLEATS: Where fullness is indicated in the Curtain Schedule, provide box pleats 12" on centers. Valances and Borders are to be pleated with the seams concealed within the pleats.
4. TOP FINISH: 3" poly webbing is to be double stitched to the top edge of the curtain with 2" of face fabric turned under. Brass, rust-proof grommets are to be inserted in pleat centers or 12" on centers for curtains sewn without pleats. 36" braided #4 cotton tie lines are supplied in grommets for curtains attached to battens. Black curtains are to be supplied with black tie lines. Plated wire S-hooks are to be supplied for track mounted curtains.
5. BOTTOM HEMS: Valances and Borders are to have 4" bottom hems. All full height pleated curtains are to have 6" bottom hems complete with separate interior chain pocket filled with No. 8 plated jack chain. The chain pocket will ride 2" above the finished bottom edge of the curtain. Curtains sewn flat will be provided with chain weight as described and a separate strip of webbing, with tie lines 12" on centers sewn onto the backside of the bottom hem to allow pipe weight to be tied on if desired.
6. SIDE HEMS: The leading side edge of the lined Traveler Curtain will have 1/2 width of face fabric turned back. All other side hems will be 2".
7. LINING: Lining (where specified) will be in the same fullness as the face fabric, will finish 2" shorter than the face fabric, and will be attached to the face fabric along the side hems and bottom hem line at the seams with 4" sections of 3/4" wide twill tapes.

CURTAIN SUPPLIES

JUTE WEBBING

3-1/2" width, 72 yard roll,
11 pound weight
WEBBING \$28.80 roll



GROMMETS



GROM GR2
#2 grommets
\$16.35 gross

GROM GR3

#3 grommets \$26.00 gross

GROM GS2 #2 grommet set
and die \$125.00

GROM GC2 #2 grommet cutter
\$56.00



GROMMET KIT

Kit contains:

- Inserting Die
- Hardwood Block
- 3 dozen Grommets
- Hole Cutter

The tools are designed for occasional use. If you use them with care, they will serve you well. Be sure to use a mallet and not a steel

hammer. Available in #2 (3/8" hole) and #3 (7/16" hole) sizes.

GROM GK2 #2 Grommet Kit \$62.85
GROM GK3 #3 Grommet Kit \$62.85



LOOP/TAPE FASTENER

Velcro brand. Call for prices on sizes/colors not listed and for full roll quantities.

VELCRO 1HB 1" wide, plain,
black, hook \$.29 ft
VELCRO 1LB 1" wide, plain,
black, loop \$.29 ft
VELCRO 1AHB 1" wide,
adhesive, black, hook \$.55 ft
VELCRO 1ALB 1" wide,
adhesive, black, loop \$.55 ft



S-HOOK

Wire s-hooks for insertion, tightly crimped, into grommets

SHOOK \$.16



CCF-2

Curtain-to-carrier fastener allows moving curtains without un-crimping S-hook.

CCF2 \$ 1.24

CHAIN



#8 plated jack chain for insertion in curtain chain pocket (not suitable for suspending objects)

CHAIN \$.52 ft

VELOUR COLOR SWATCHES


Close representations of three of our most popular stage curtain fabrics are pictured. Swatch book or color cards are available. All three fabrics are inherently flame resistant.




Epic Velour
Woven Velour
25 ounce, 54" wide



Black




Navy



Red



Cornflower



Royal




Bankers Grey



Plum



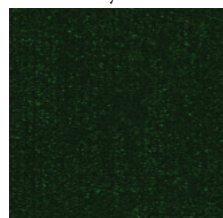
Merlot




Brick




Crimson



Hunter



Eggplant




Provincial




Charisma
25 ounce, 54" wide
Additional colors are available



1018 Gold




1016 Maize



1003 Wheat




4171 Moleskin




1070 Brown



1043 Ice Blue



1053 Cornflower



1056 Delft Blue



1058 Hyacinth



1118 Navy




4004 Peacock




1041 Hunter



1122 Old Jade




1143 Colonial Brick



4005 Crimson




1123 Regal Red




1077 Cherry




1076 Plum




1074 Ruby



1072 Eggplant



1060 Pewter



1064 Black




IFR PRISM

Brushed Velour


22 ounce, 62" wide
14 ounce, 62" wide



Beige



Gold




Crimson




Cherry




Cabernet



Eggplant



Sapphire



Liberty Blue




Provincial



Hunter



Pewter



Black

ADDITIONAL VELOUR FABRICS

Available additional KM Fabrics, Inc. inherently flame resistant velour styles include:

- MATTE FACE, LOW SHEEN
- Plateau Velour 13.5 ounce
- Crescent Velour 18/19 ounce
- Royal Velour 32 ounce
- BRIGHT FACE, SHEEN
- Celebrity Velour 14 ounce
- Prestige Velour 25 ounce
- Imperial Velour 32 ounce


Samples of all fabrics are available.

IFR LINING FABRIC

Syracuse Scenery's standard lining fabric for inherently flame resistant fabrics is JANUS (also called Hurricane, Avora).

JANUS is 12 ounce 10% polyester, inherently flame resistant. It is important that lining fabric be of the same fiber content as the face fabric for best appearance and maintenance.

Tan and black colors are maintained in our stock.



SCENERY FABRICS


PRICES ARE PER YARD, UNLESS OTHERWISE NOTED



Light Weight Plain
Natural Color Muslin:
110-120 thread count



Heavy Weight Plain
Natural Color Muslin:
128-140 thread count



Heavy Weight Flame
Retardant Treated Sky
Blue Muslin:
110-120 thread count

MUSLIN

PLAIN:

Non-flame retardant, natural color, 100% cotton, *sold flat folded, by the yard.*

Light Weight: 110-120 thread count

MUS 84 LW 84" wide \$6.60

Heavy Weight: 128-140 thread count

MUS 72 72" wide \$6.75

MUS 80 80" wide \$7.20

MUS 108 108" wide \$9.00

MUS 120 HW 120" wide \$9.30

Call for availability and prices on rolled goods.

FLAME RETARDANT TREATED:

Natural color, 100% cotton

Heavy Weight: 128-140 thread count

NATURAL COLOR

MUS 77 FR 77" wide \$9.80

MUS 100 FR +/-100" wide \$11.80

COLORED - +/- 100" wide

MUSLIN

MUS 100 FR BLUE Sky Blue \$13.50

MUS 100 FR WHITE Bleached \$13.50

WIDE WIDTH MUSLIN:

Natural color, medium/heavy weight, first quality. Other sizes are available.

MUS 14 14'5" wide, Plain \$31.20

MUS 13 FR 13'9" wide, FR \$45.65

MUS 16 9 16'9" wide, Plain \$38.90

MUS 16f5in FR 16'5" wide, FR \$53.28

MUS 20 20'4" wide, Plain \$56.15

MUS 19 FR 19'6" wide, FR \$71.05

MUS 33 33' wide, Plain \$135.95

MUS 32 FR 32'9" wide, FR \$165.76


DUCK

8 oz., natural color, 100% cotton

FAB DUCK NFR 72" wide \$5.30

FAB DUCK FR 69" wide \$7.80

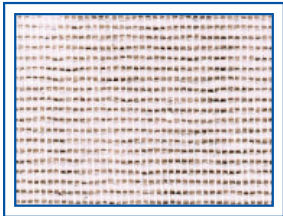
SCENERY NETTING



Inherently flame resistant, 1" squares,
30'0" wide

FAB SCENE NET N White \$62.00
FAB SCENE NET B Black \$62.00

TOBACCO CLOTH




Non-flame retardant, natural color, 95%
cotton/5% polyester. Width and price may
vary depending upon availability.

FAB TOBACCO 50-60" wide \$2.20


EROSION CLOTH

All EROSION CLOTH fabrics are non-flame
retardant, jute color.



EROSION DUTCH BURLAP

FAB BURLAP ED 60" wide \$2.85



LIGHTER DUTCH BURLAP

FAB BURLAP LD 60" wide \$4.00

SSSL SCENERY FABRICS

SWATCH BOOK IS AVAILABLE UPON
REQUEST




HEAVY EROSION CLOTH

FAB BURLAP H 48" wide \$3.80

ALSO AVAILABLE, NOT SHOWN
SOLID BURLAP

FAB BURLAP S 60" wide \$4.50

SHARKSTOOTH SCRIM



White
Sharktooth
Scrim

Black
Sharktooth
Scrim

Blue
Sharktooth
Scrim

Sharktooth Scrim is 100% cotton.

FLAME RETARDANT TREATED


SCRIM YD WHITE +/- 30' wide \$106.50
SCRIM FT WHITE \$1.08 square foot
SCRIM YD BLACK +/- 30' wide \$113.40
SCRIM FT BLACK \$1.08 square foot
SCRIM YD BLUE +/- 30' wide \$138.10
SCRIM FT BLUE \$1.18 square foot

PLAIN +/-31' wide, natural color

SCRIM YD PAINTER \$79.50
SCRIM FT PAINTER \$.90 square foot

Wider width 2 thread scrim and inherently
flame resistant scrim are also available.


GOLD FRINGE



6" length, gold rayon fringe

FAB FRINGE \$13.40

MASKING & CURTAIN FABRICS



Except as noted, prices shown below are for
black. Please contact us for additional color
availability and pricing.



COTTON VELOUR - 54" wide
100% cotton

Flame retardant treated

FAB PRINCESS 16 oz. \$14.60
FAB MARVEL 20 oz. \$21.95
FAB MEMORABLE 25 oz. \$23.50

SYNTHETIC VELOUR - 54" wide
100% polyester

Inherently flame resistant

FAB PLATEAU 13-13.5 oz. \$19.00
FAB CRESCENT 18/20 oz. \$25.20
FAB CHARISMA 24.5 oz. \$31.10

ENCORE

100% polyester

Inherently flame resistant

FAB ENCORE 15 15 oz., 64" wide \$19.50
FAB ENCORE 22 22 oz., 64" wide \$29.10

IFR PRISM

100% polyester

Inherently flame resistant

FAB PRISM 15 14oz., 62" wide \$17.30
FAB PRISM 22 22 oz., 62" wide \$26.65

COMMANDO

100% cotton, black napped fabric, opaque

Flame retardant treated

FAB COMMANDO 16 oz., 54" wide \$8.30

DUVETYNE

100% cotton, black napped fabric, not opaque

Flame retardant treated

FAB DUVETYNE 8 oz., 54" wide \$7.00

DENIM TWILL

100% cotton, plain finish, 54" wide, opaque

Flame retardant treated

FAB DENIM BLACK \$5.60


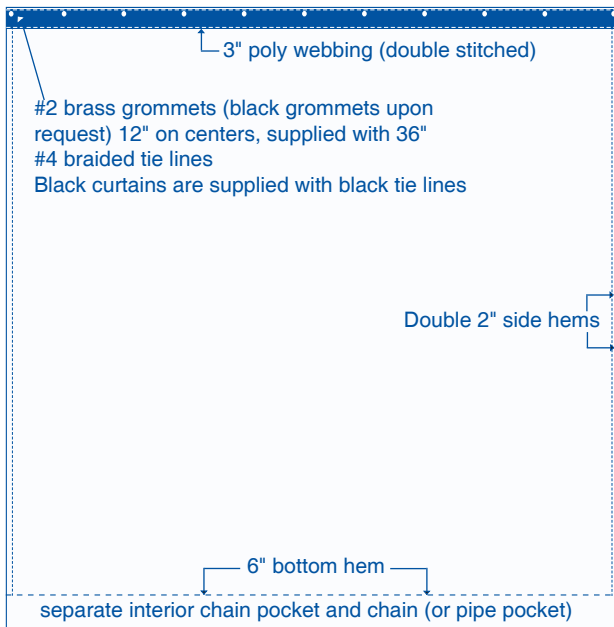


Illustration of scrim weave

SHARKSTOOTH SCRIM CURTAINS

SHARKSTOOTH SCRIM CURTAINS when lighted from the rear only, become translucent, disappearing from view. In order to be effective, scrim curtains must be fabricated without seams, and special care needs to be taken to keep any ambient light from the audience or stage areas from reflecting on the scrim front surface. When lighted solely from the front, with adequate lighting, the scrim appears as a solid surface. A scrim curtain with a painted scene can appear as a solid backdrop when lighted from the front, and dissolve away when the lighting is changed to be from the rear. Lighting is the key to achieving effects with a scrim curtain. Black scrims require more front lighting to appear opaque than is required for white or light color scrims.



Scrim curtains are custom fabricated and are available fabricated from flame retardant treated fabric (FR) in white, black, grey, and light blue. Scrim curtains fabricated from inherently flame resistant (IFR) scrim fabric are available in black and white. Natural, non flame retardant Painters Scrim is available for scrims to be painted.

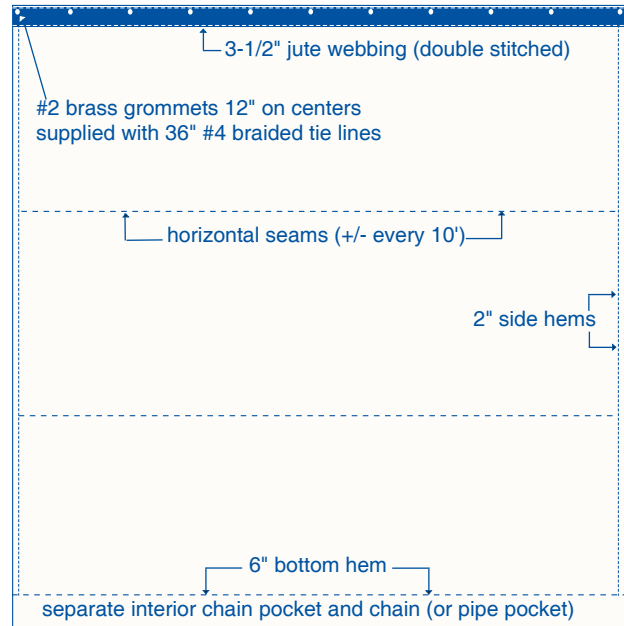
Sample sizes and prices are shown below. Please contact us for additional pricing.

SHARKSTOOTH SCRIM CURTAINS

sample prices

White Scrim (FR)	18'0" high x 30'0" wide	\$986
White Scrim (FR)	28'0" high x 40'0" wide	\$1,945.00
Painters Scrim	18'0" high x 30'0" wide	\$920.00
Painters Scrim	28'0" high x 40'0" wide	\$1,730.00
Black Scrim (FR)	18'0" high x 30'0" wide	\$1005.00
Black Scrim (FR)	28'0" high x 40'0" wide	\$1,995.00

SCENERY BACKDROPS



PLAIN SEAMED MUSLIN BACKDROPS are custom fabricated to your size requirements in heavyweight 100% cotton muslin, natural color.

Backdrops are shipped ready to prime and paint, complete with tie lines in the top and a chain within a chain pocket or a pipe pocket in which you can put your desired pipe weight, in a bottom 6" hem.

If you are required to have flame retardant treated Backdrops, we recommend that you treat your Drop after you have painted it. Many stage paints have a chemical reaction that is quite difficult to work with when the paint contacts flame retardant treated muslin. Flame retardant chemical concentrate, including directions, is available.

PLAIN MUSLIN DROP CC DROP NFR \$1.05 sq. ft.

sample prices

Drop - 18'0" high x 30'0" wide	\$565.00
Drop - 18'0" high x 40'0" wide	\$756.00

FLAME RETARDANT SEAMED MUSLIN BACKDROPS are fabricated in the same manner as PLAIN BACKDROPS using chemically mill treated 100% cotton muslin in Natural, Blue, or Bleached White color.

FLAME RETARDANT MUSLIN DROP

NATURAL	CC DROP FR	\$1.65 sq. ft.
BLUE	CC DROP FR B	\$1.80 sq. ft.
BLEACHED WHITE	CC DROP FR W	\$1.80 sq. ft.

sample prices

Natural Flame Retardant Drop		
18'0" high x 30'0" wide	\$890.00	
24'0" high x 40'0" wide	\$1,560.00	
Bleached White Flame Retardant Drop		
18'0" high x 30'0" wide	\$972.00	
24'0" high x 40'0" wide	\$1,728.00	

We can often ship a drop within several days of your order. However, at times we may need a week or two for shipping. Please give us as much time as you can and we will continue to deal with as many emergencies as we are able.



ROPE SET BAG

*A SAND BAG
DESIGNED FOR
STAGE USE*

- STRONG Nylon Straps
- Sewn With STURDY Nylon Thread
- VELCRO CLOSURE
- HEAVY DUTY Galvanized Hooks
- SECURITY Tie Finish
- WEIGHT and DROP Tested
- Sizes Designed for MAXIMUM Utility

cat#	maximum sand fill weight	price
SOS 10	10 lbs.	\$37.45
SOS 25	25 lbs.	\$42.55
SOS 50	50 lbs.	\$52.75
SOS 100	100 lbs.	\$69.20
SOS 150	150 lbs.	\$78.70
SOS 200	200 lbs.	\$87.55

Sak-O-Sand



SERIES SAND BAGS

FABRIC SPECIFICATIONS

1000 DENIER Cordura® Plus Nylon
1.5oz/sq yd

HydroThane™ Coating with Durable
Water Repellant Finish
Mildew and Rot Resistant



The **Sak-O-Sand™** series is
proudly manufactured in the USA by



Sak-O-Sand™ SADDLE BAG

- RUGGED 2" Nylon Webbing Handle
- Sewn with STURDY Nylon Thread
- 20 or 25 pounds of sand SECURELY sewn into bag

SOS S-10 with 10 lbs. of sand \$32.65

SOS S-20 with 20 lbs. of sand \$41.60

SOS S-25 with 25 lbs. of sand \$43.75



Sak-O-Sand™ FLOOR BLOCK BAG

- HEAVY Cotton Webbing Straps
- Sewn with STURDY Nylon Thread
- Grommets placed for attachment to ADC track floor blocks
- 15 pounds of sand SECURELY sewn into bag

SOS FB \$39.05



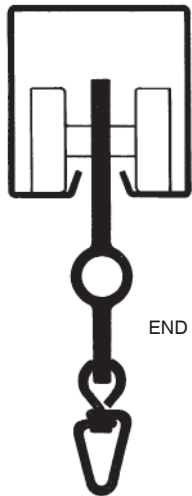
STAGE AND STUDIO TRACKS IN GENERAL

There are two objects almost continuously in sight of a theatre audience - the staging itself and the curtains embellishing the stage. The proper operation of curtains is of utmost importance for the maximum effectiveness of a stage presentation. Syracuse Scenery is a stocking dealer of ADC equipment and is proud to offer these quality products.

The most commonly used tracks are represented in the CURTAIN TRACK SELECTOR GUIDE. Other track models, curtain machines and special components are also available. Contact us for additional information.

Trademarks and Metal Construction	Cross Section View	Carrier	Model No.	Maximum Track Length	Approx. Maximum Curtain Weight per Foot of Track (lbs)	Use
SILENT STEEL® Steel Track			280	Any length	20	Model 280 Heavy-duty, straight stage track for curtains of any length.
BESTEEL® Steel Track			170	36'	10	Model 170 Medium-duty, straight stage track. Curved sections available.
RIG-I-FLEX® Aluminum Track			142	Any length	15	Model 142 Versatile, medium-duty, curved track for stages and TV studios. Rigged for walk-along operation.

PRICES SHOWN ARE FOR SELF-COLORED METAL COMPONENTS. CONTACT US FOR PRICES ON BLACK PLATED COMPONENTS AND ADDITIONAL QUANTITY TRACK PRICE DISCOUNTS.



END VIEW


PRICE PER FOOT COMPLETE WITH ALL NECESSARY ACCESSORIES*
ADC 280 CWANA
\$42.07




ADC 2800 CHANNEL
14 gauge galvanized steel. Available unspliced to 26'.
\$17.79 ft



ADC 2801 SINGLE CARRIER
Suggested spacing - 12". Length from top of carrier to bottom of 5 chain links: 11".
\$11.72



ADC 2802 MASTER CARRIER
Carrier width: app. 3-1/2".
\$37.88



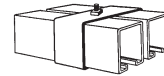
ADC 2803 LIVE END PULLEY
Pulley width app.: 4".
\$89.01



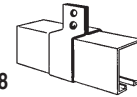
ADC 2804 DEAD END PULLEY
Pulley width app. 4".
\$49.14



ADC 2805 ADJUSTABLE FLOOR PULLEY
Adjustable up to 9". 3-1/4" long x 5" wide x 13" high.
\$76.57



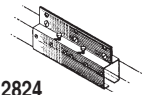
ADC 2807 LAP CLAMP
For attaching double-sectioned track at center overlap.
\$12.18



ADC 2808 HANGING CLAMP
Recommended spacing: 7 ft. Chain or cable suggested for track suspension. Sold as a 2-section unit.
\$5.70



ADC 2809 END STOP
Prevents carrier from moving beyond selected position in track.
\$6.61



ADC 2824 SPLICING CLAMP
12" long x 2-3/4" wide x 5-1/2" high. Sold as a 2-section unit.
\$57.72



SASH CORD
Synthetic center, stretch resistant.
ROPE SA 12
White \$.54 foot
ROPE SA 12B
Black \$.65 foot




ADC 2865 TENSION FLOOR PULLEY
Tension spring provides cord tautness. 1-1/2" long x 3-1/2" wide x 13" high.
\$64.84

ADC 1700 CHANNEL
14 gauge galvanized steel. Available unspliced to 26'. \$12.41 ft

ADC 1703 LIVE END PULLEY
Pulley width app.: 3". \$49.64

adc
AUTOMATIC DEVICES COMPANY
MODEL 170 BESTEEL™

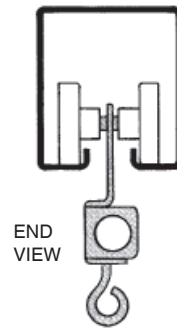
ADC 1708 HANGING CLAMP
Recommended spacing: 6 ft. chain or cable suggested for track suspension. Sold as a 2-section unit. \$3.30



SASH CORD
Synthetic center, stretch-resistant. No. 8, 1/4" **ROPE SA 8** White \$0.32 foot **ROPE SA 8B** Black \$0.32 foot

ADC 1701 SINGLE CARRIER
Suggested spacing - 12". Carrier width app. 13/16". \$4.96

ADC 1704 DEAD END PULLEY
Pulley width app. 3". \$29.59



END VIEW

ADC 1709 END STOP
Prevents carrier from moving beyond selected position in track. \$4.63

ADC 1707 LAP CLAMP
For attaching double-sectioned track at center overlap. \$10.56

PRICE PER FOOT COMPLETE WITH ALL NECESSARY ACCESSORIES*
ADC 170 CWANA
\$31.06

ADC 1724 SPLICING CLAMP
12" long x 2" wide x 3/4" high. Sold as a 2-section unit. \$47.44

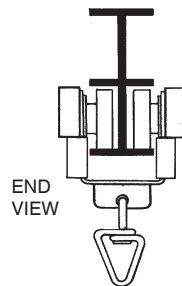
ADC 2865 TENSION FLOOR PULLEY
Tension spring provides cord tautness. 1-1/2" long x 3-1/2" wide x 13" high. \$64.84

ADC 1702 MASTER CARRIER
Carrier width: app. 3". \$19.97

ADC 1400 CHANNEL
11 gauge extruded aluminum. Available unspliced to 20'. \$9.57 ft

ADC 4237 SINGLE CARRIER
Suggested spacing - 12". Equipped with solid nylon wheels. \$13.64

adc
AUTOMATIC DEVICES COMPANY
MODEL 142 RIG-I-FLEX™
(walk-along)



END VIEW

ADC 4208 HANGING CLAMP
Recommended spacing: 4 ft. (and at splices and curves). Attach to pipe batten for rigid installation. Sold as a 2 section unit. \$2.92

ADC 4224 SPLICING CLAMP
8 1/4" long x 1" wide. Sold as a 2-section unit. \$7.91

ADC 4201 SINGLE CARRIER
Suggested spacing - 12". Equipped with ball bearings. \$14.90

ADC 4252 MASTER CARRIER
Carrier width app. 3". \$50.01

CONTACT US FOR PRICING ON MODEL 142 COMPLETE SYSTEMS

ADC 1423 CEILING CLAMP
Recommended spacing: 5 ft. (also at splices and on curves). \$12.54

ADC 4209 END STOP
Prevents carrier from moving beyond selected position on the track. \$2.92


***COMPLETE WITH ALL NECESSARY ACCESSORIES**

MODEL 280 - Bi-parting track assembly - Assuming 40' proscenium opening, 20' height from track to floor, 1' center overlap and 10% to accommodate curtain stacking space beyond the proscenium opening, the following components would be provided:

- 48' No. 2800 Channel (2 - 24' sections)
- 46 No. 2801 Single Carriers
- 46 No. 2825 Rubber Bumpers
- 2 No. 2802 Master Carriers
- 1 No. 2803 Live End Pulley
- 1 No. 2804 Dead End Pulley
- 1 No. 2865 Tension Floor Pulley
- 2 No. 2807 Lap Clamps
- 8 No. 2808 Hanging Clamps (pairs)
- 2 No. 2809 End Stops
- 136' No. 2828 Sash Cord (2x width + 2x height)

MODEL 170 - Bi-parting track assembly - Assuming 20' proscenium opening, 12' height from track to floor, 1' center overlap and 10% to accommodate curtain stacking space beyond the proscenium opening, the following components would be provided:

- 26' No. 1700 Channel (2 - 13' sections)
- 24 No. 1701 Single Carriers
- 2 No. 1702 Master Carriers
- 1 No. 1703 Live End Pulley
- 1 No. 1704 Dead End Pulley
- 1 No. 2865 Tension Floor Pulley
- 2 No. 1707 Lap Clamps
- 8 No. 1708 Hanging Clamps (pairs)
- 2 No. 1709 End Stops
- 76' No. 2828 Sash Cord (2x width + 2x height)



STAGE RIGGING SERVICES



Design and Specifications

Syracuse Scenery will work with you, your architect, or your consultant to provide equipment specifications, load ratings, and budget pricing.

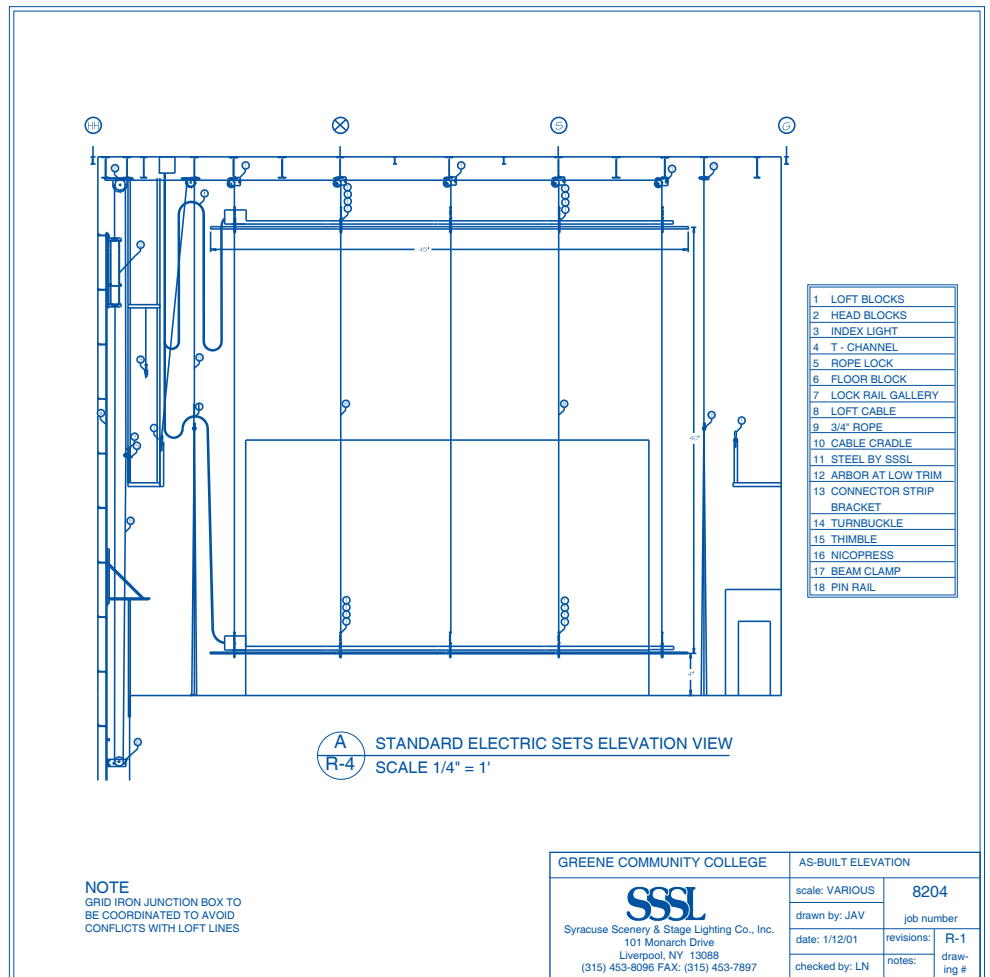
- Counterweight Rigging
- Hoist Rigging - Manual & Motorized
- Fire Safety Curtains
- Wire Tension Grids


Safety Inspections

Call, write or fax with a description of your system to receive a quotation on a thorough, professional rigging system inspection performed by an ETCP Certified Rigger - Theatre.

Training

Training is required to safely operate a rigging system. Syracuse Scenery offers rigging training customized for the type of equipment and users of the systems.





Renovation

Today's standards for stage rigging call for equipment that is designed for safer and more efficient operation under modern loads and conditions. Carefully planned renovations can often include re-use of existing components.

Repair

The damage that can be done to internal components by a set crash or misloading situation may not be visible. Syracuse Scenery provides a depth of knowledge in stage rigging to perform required repairs in the most satisfactory manner.

RECENT PROJECTS:

Nazareth College - Performance Hall
 Rochester, NY
Architect: SWBR Architects & Engineers, PC
Consultant: Theatre Projects

Jamesville-DeWitt High School
 DeWitt, NY
Architect: Ashley McGraw Architects, P.C.
Consultant: Scheu Consulting Services, Inc.

Redhouse City Center
 Syracuse, NY


Squoit Valley Central School
 Saquoit, NY
Architect: Ashley McGraw Architects, P.C.
Consultant: AVL Designs, Inc.

Saratoga Springs City Hall
 Saratoga Springs, NY
Architect: Clark Patterson Lee
Consultant: AVL Designs, Inc.


Brushton-Moira Central School
 Brushton, NY
Architect: SEI Design Group Architects, PC
Consultant: Scheu Consulting Services, Inc.


SUNY Oswego - Tyler Hall Phase 2
 Oswego, NY
Architect: Architectural Resources

**PUT SYRACUSE SCENERY ON
 YOUR BID LIST FOR
 ALL STAGE RIGGING SERVICES**



Counterweight - Motorized Hoist - Static - Pipe Grids





GALVANIZED AIRCRAFT UTILITY CABLE

cat#	size & construction	approximate breaking strength*	working load limit**	price per foot
RIG AC 116	1/16" - 7x7	480 lbs.	60 lbs.	\$.09
RIG AC 116 B	1/16" - 7x7	480 lbs.	60 lbs.	\$.17
RIG AC 18	1/8" - 7x19	2,000 lbs.	250 lbs.	\$.17
RIG AC 18 B	1/8" - 7x19	2,000 lbs.	250 lbs.	\$.30
RIG AC 316	3/16" - 7x19	4,300 lbs.	525 lbs.	\$.25
RIG AC 14	1/4" - 7x19	7,000 lbs.	875 lbs.	\$.36




"B" in catalog number indicates black cable.

* Manufacturer's minimum. Breaking strength applies only to new, unused cable. Cable must be properly applied, properly terminated and properly maintained.

** Working load limit is determined with 8 to 1 safety factor.

ROPE



MANILA ROPE

Premium Manila Rope was the traditional rope for hand lines and "hemp" rigging. Manila rope changes length with temperature and humidity. Rope is available in 600' or 1,200' quantity only.

ROPE MA 38	3/8" - 600' spool	\$69.30
ROPE MA 12	1/2" - 600' spool	\$126.09
ROPE MA 34	3/4" - 600' spool	\$287.19

SUREGRIP™

SureGrip is the only theatrical rope with a wear indicator telling you when the rope needs replacing - the perfect replacement for manila and other ropes used backstage. Breaking strength for 3/4" SureGrip is 10,000 lbs., more than twice the strength of manila rope.

ROPE SG 34	3/4" SureGrip - White	\$1.42 /ft
ROPE SG 34 B	3/4" SureGrip - Black	\$2.21 /ft

STAGE SET X™

Offers all of the benefits of Multiline II plus even greater strength and a non-rotating construction. Stage Set X has a parallel core of polyester fiber, wrapped in a polyester tape, and covered by a soft braided polyester jacket.

ROPE SX 58	5/8" Stage Set X	\$2.32 /ft
ROPE SX 58B	5/8" Stage Set X - Black	\$4.06 /ft
ROPE SX 34	3/4" Stage Set X	\$3.99 /ft
ROPE SX 34B	3/4" Stage Set X - Black	\$4.76 /ft

TRACK AND GENERAL PURPOSE SASH CORD

Solid braid cotton/ polyester construction with a synthetic core for manual operation or wire center core for track machine operation.



#6 Sash Cord, 3/16" diameter		
ROPE SA 6WC	White, Wire Center	\$.46/ft
#8 Sash Cord, 1/4" diameter		
ROPE SA 8	White	\$.32/ft
ROPE SA 8B	Black	\$.32/ft
ROPE SA 8WC	White, Wire Center	\$.59/ft
#12 Sash Cord, 3/8" diameter		
ROPE SA 12	White	\$.54/ft
ROPE SA 12B	Black	\$.65/ft



CABLE CLIPS

USE OF WIRE ROPE CLIPS

- U-bolt should be on dead end of wire rope
- User must determine the proper number of clips, depending on safety requirements
- Retighten clips after initial load is applied

Drop Forged Wire Rope Clips - domestic		
RIG CC DD18	1/8"	\$2.40
RIG CC DD316	3/16"	\$2.55
RIG CC DD14	1/4"	\$3.60




SCREW PIN ANCHOR SHACKLES

RIG SPAS 316 DOM	\$5.00
1/4" pin diameter, 660 lb.	

workload limit*
RIG SPAS 1/4 DOM \$5.05
 5/16" pin diameter, 1000 lb. workload limit*
 * Workload limit is determined with 8 to 1 safety factor.

WOOD SHELL BLOCKS



Used for block and tackle assemblies, blocks have a common iron bearing and a becket. 4" shell length for 1/2" rope.

Safe working loads;
 single - 1,000 lbs.
 double - 1,400 lbs.
 triple - 1,800 lbs.

RIG WS BLOCK S	Single, 1/2"	\$151.34
RIG WS BLOCK D	Double, 1/2"	\$223.93
RIG WS BLOCK T	Triple, 1/2"	\$272.58

ADJUSTABLE BEAM CLAMPS

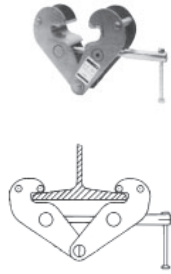


RIG BC 698	\$30.00
Will grip flange 4" to 8". 3/8" throat	
RIG BC 798	\$30.00
Will grip flange 4" to 9". 3/4" throat.	

BEAMCLAMP

- Fits a wide range of beam sizes
- Clamp jaw design reduces flange stress by distributing load away from flange ends
- Threaded handle allow for ease of installation

- Built-in suspension bar provides for a low headroom design
 - Special locking screw mechanism ensures the unit stays tight, increasing safety
- DO NOT EXCEED RATED CAPACITY.



cat#	capacity (ton)	range (in)	weight (lbs)	price
RIG BC 1T	1	3 - 9	8.5	\$70.63
RIG BC 2T	2	3 - 9	10.5	\$78.75
RIG BC 3T	3	3.2 - 12.6	20	\$125.51
RIG BC 5T	5	3.6 - 12.2	24	\$148.26

TURNBUCKLES



RIG TB 38 D	3/8" x 6 Jaw to Jaw	\$29.90
RIG TB 12 D	1/2" x 6 Jaw to Jaw	\$31.30

Domestically manufactured. Other sizes and attachments are available by special order.

SWAGING FITTINGS



Swaging Oval Sleeve

Used for cable terminations, these copper oval compression sleeves have an efficiency rating of 100% of the listed manufacturer's minimum breaking strength of the wire rope.



Swaging Stop Sleeve

Swaging sleeves must be installed using the proper Nicopress hand or hydraulic tool. Stop sleeves are available for use on cable ends inside drums, etc.

Oval Sleeves			
RIG NPOS C116	1/16"		\$.10
RIG NPOS C18	1/8"		\$.50
RIG NPOS C316	3/16"		\$1.50
RIG NPOS C14	1/4"		\$2.25
Stop Sleeves			
RIG NPSB C18	1/8"		\$.42
RIG NPSB C316	3/16"		\$.55
RIG NPSB C14	1/4"		\$4.40



WIRE ROPE THIMBLES

Thimbles are used to form an eye at the end

of a wire rope to prevent deformation and damage to the wire rope.

Oval Sleeves			
RIG TH 116	1/16"		\$.20
RIG TH 18	1/8"		\$.20
RIG TH 316	3/16"		\$.20
RIG TH 14	1/4"		\$.30


SWAGING TOOL



One tool for most of your swaging needs. Swages 1/16, 3/32, 1/8, 5/32 and 3/16. Built in cutter head on tool. Includes go/no-go gauge. Length 24" Weight 5.5 lbs.

RIG SWAG 1SC \$132.00

COMPLETE SWAGING TOOL KIT



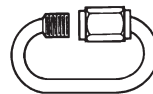
Contains:

- #1SC Swaging Tool
- Copper Sleeves: 1/16, 3/32, 1/8, 5/32, 3/16 in 100 piece bags
- C-7 Cutting Tool
- Copper Button Stops: 3/32, 1/8 in 100 piece bags
- Metal carrying case

RIG SWAGING KIT \$814.00

QUICKLINKS

Zinc Plated. Used to quickly connect chain or other objects for light weight rigging.



cat#/size	working load limit (lbs.)	price
RIG QL 14	880	\$2.35
RIG QL 516	1900	\$3.65
RIG QL 38	2200	\$4.40
RIG QL 12	4500	\$7.85



CABLE CUTTER

CUTTER C7 for 1/64" to 3/16" cable	\$79.43
CUTTER C9 for 1/4" cable	\$215.00
CUTTER C16 for 1/64" to 5/8" cable	\$467.00

BOLT CUTTER

CUTTER BC1 \$41.50
24" long, for use up to 3/8" diameter

CUTTER BC2 \$54.00
30" long, for use up to 1/2" diameter



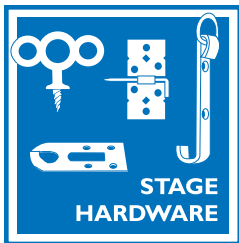
BLACK ROUND SLINGS



Tufflex Black Stage Roundslings are ideal for easy and inconspicuous suspension of stage sound and lighting equipment. Black sleeve material helps the sling blend into its surroundings. Color coding of the slings is achieved by using a color coded identification Tuff-Tag. Double wall sleeve material is standard. Warning: -Do not exceed rated capacities. -Rated capacities are reduced when applying angular loads.

type	rated capacities (lbs)		
	Vertical	Choker	Basket
EN30	2,650	2,120	5,300
EN60	5,300	4,240	10,600

cat#	length	price
RIG SLING EN30-3	3 feet	\$13.20
RIG SLING EN30-4	4 feet	\$16.25
RIG SLING EN30-6	6 feet	\$22.35
RIG SLING EN30-9	9 feet	\$31.45
RIG SLING EN60-3	3 feet	\$15.70
RIG SLING EN60-4	4 feet	\$19.70
RIG SLING EN60-6	6 feet	\$27.70



LASHING AND BRACING

Traditional scenery flats are often lashed or tied with rope when temporary joints are required.

All items shown here are manufactured in heavy galvanized steel or with zinc plating.



SH LC Lashing Cleat \$3.90

Used at 36" intervals on the stiles (vertical members of a flat frame). Cleats are fastened to the stiles and lash lines are wrapped around them. 2" x 4 1/2"



SH LCR 4 4" Round Lash Cleat

\$5.40

Fastens with only two screws. Often used for tying off near the bottom of a flat.



SH BC S Scheel Brace Cleat \$5.00

Used to fasten stage braces to scenery, and grooved to allow the stage brace hook to rest against the scenery.



SH SC Stop Cleat \$3.20

Attached to the back of a flat, it prevents the flat

from falling forward when it is lashed to another flat at right angles.

TIE LINE



#4 braided cotton. Soft glazed finish. Sold by the foot or by the 3,000 foot reel.

WHITE **TIE LINE SPOOL W** \$150.00

TIE LINE FT W \$.20

BLACK **TIE LINE SPOOL B** \$150.00

TIE LINE FT B \$.20/ft

Black, #4, with synthetic core and soft, unwaxed, unglazed cover.

300' **TIE LINE S3B** \$14.95

600' **TIE LINE S6B** \$28.00

1000' **TIE LINE S1B** \$42.00

3000' **TIE LINE S3KB** \$138.00

STAGE SCREWS

Stage screws are used to fasten flats or scenery pieces to the stage floor. The Stage Screw goes directly into a wood stage floor. The Steel Stage Screw should be used when the screw must be used in the same place several times, or where exceptional holding power is needed. To use the Steel Stage Screw, drill a 9/16" hole, screw the Stage Plug into the floor with a wide straight blade screwdriver, then fit the screw into the plug.

SH SS E Economy Stage Screw \$5.90



SH SS S Steel Stage Screw \$5.90
3/8" diameter, heavy steel with zinc plating



SH SP Drop Stage Plug \$5.90
Used with Steel Stage Screw, but sold separately. For 9/16" hole.

HINGES AND PIN WIRE

Hinges are generally used as an aid in attaching scenery flats. Loose pin hinges have a removable pin. These are most often used when the scenery is to be taken apart for storage or transportation. Tight pin hinges have a permanent pin. Hinges are galvanized steel with zinc plating.

SH LPH 1.5



1.5" Loose Pin Hinge \$1.90 each

SH TPH 1.5




1.5" Tight Pin Hinge \$1.90 each

SH LPH 2



2" Loose Pin Hinge \$2.25 each

SH TPH 2



2" Tight Pin Hinge \$2.25 each

SH PW Pin Wire \$6.90/lb.

Often used as an alternate pin in hinges and for other stage purposes. One pound bundle.

SH SH Sure Hinge \$2.76 each



The Sure Hinge is a special type of loose pin hinge with interchangeable halves. It is scored so you can bend it around nominal 1" lumber.

GERRIETS TRIPLE E Loose Pin Hinges. A precision built hinge that doesn't have to be adapted before use. Matte black finish.



SH LPH GER Loose Pin Hinge \$1.82 each

SH HP GER Hinge Pin \$.50 each

HANGING AND ATTACHING

The items in this section are all used to secure scenery, either to the floor, or for flying or hanging. While the techniques for flying scenery (lifting it above the proscenium opening) vary, the flattage usually needs to be lifted by a wire rope or manila rope. Some of these metal parts are affixed to the wooden frames of the scenery to aid in this process. Other parts are used to keep the scenery solidly affixed in place.



SH HFI Hinged Foot Iron \$6.90

Attaches to the back of a flat which will be flown or stacked. The hinge flips out of the way when the flat is flown or stacked.

SH SFI

Bent Foot Iron \$9.75
A forged steel device used to fasten a flat to the stage floor.



SHCPWR Large Ceiling Plate With Ring \$18.36



Lines or cables are more easily attached with this device affixed to the ceiling of a box set. May also be used to hang relatively lightweight scenery.

SH THI Top Hanger Iron \$11.75



Affix to the top of a scenery flat for hanging.

SH BHI Bottom Hanger Iron \$9.60



Fits under the bottom member of a scenery flat and is usually secured parallel to the Top Hanging Iron.

SH DRP D-Ring (Keeper) Plate \$3.42



SH DR D-Ring ONLY \$2.04



The floor plate bolts to the stage floor and lines may be tied off through the D-ring.




SH PHS Medium Picture Hanger Socket \$2.95



SH PHH Picture Hanger Hook \$2.95
Used to hang pictures or other very light objects to scenery.

SH KH Batten Keeper Hook \$11.80

Two or more flats, hinged or lashed together may require battening to assure rigidity. A batten of 1" x 3" lumber can be attached to the cross supports of the flats with a Keeper Hook.



WAGON BRAKES

One of the most common problems on stage is how to quickly brake and then release rolling scenery. Rosco's Wagon Brake provides secure holding power, as well as fast, quiet releasing without the need for drilling holes in the stage floor. Mounted to the side of a platform or scenery, this brake actually lifts the scenery off its casters, preventing the wagon from shifting

under actor movements. A unique lever action pushes down a plunger, lifting even very heavy pieces with only minimal force required from a stagehand. A minimum of two brakes per unit are recommended.



SH WB Wagon Brake \$19.55 includes 5/16" x 2-1/2" Extension Spindle

SH WB HEAVY Heavy Duty Wagon Brake \$33.15



SH WB ES-HEAVY 3/8" X 3-1/2" Extension Spindle \$3.83

PIPE (BATTEN) CLAMPS

Steel pipe clamps attach to 1-1/2" and 2" ID pipe.

FULL CLAMP
RIG PC 1.5 F for 1-1/2" ID pipe \$4.35



RIG PC 2 F for 2" ID pipe \$11.23



BELAYING PINS

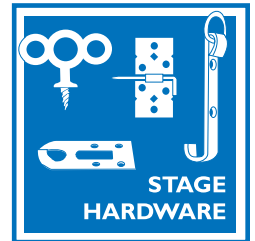
Belaying pins are inserted in holes on a pin rail and provide a place to wrap the rope from the set.

SH BP W21 21" Belaying Pin \$20.83
Solid hickory wood with an easy griphandle. 1-5/32" diameter
SH BP S21 21" Steel Belaying Pin - 3/4" diameter \$105.72

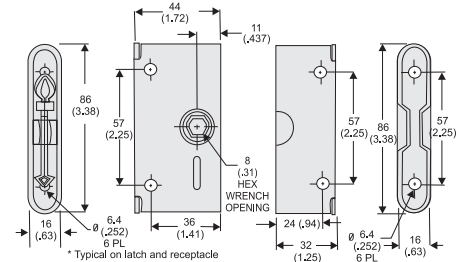
COFFIN LOCK

Roto Lock™ Butt-Joint Panel Fastener (Coffin lock) is used to allow the attachment and un-attachment of two surfaces. The lock is installed recessed which allows the two surfaces to come tightly together. The latching mechanism is operated by an allen wrench to engage and disengage the cam lock.

- Used for locking platforms and panels together
- Can be recessed or surface mounted
- Operates simply and without springs



SH COFFIN \$9.20
SH COFFIN TW T-Handle Allen Wrench \$11.20



Standard Tab illustrated. Shallow Tab, Deep Tab and Front Mount Version Butt-Joint Panel Fasteners and Dual Lock™ Butt-Joint Panel Latches are also available by special order.

CASTERS



Swivel Caster

Roller bearing hub, plastic threadguards, and nut and bolt axle. Wheels are blue resilex (non-marking rubber compound). Very quiet operation.

Diameter: 4"
Overall Height: 5"
Plate Dimensions: 3-7/8" x 3-1/8"
Normal Load Capacity: 330 lbs.



Rigid Caster

CASTER 4 R Rigid Caster \$14.05
CASTER 4 S Swivel Caster \$19.50

Other diameter casters and swivel casters with brakes are available by special order.



Syracuse Scenery offers the full line of **ROSCO PAINT PRODUCTS**

Rosco Paint Pricing
Contact us for additional discounts for orders over \$400

OFF BROADWAY



A complete range of theatrical colors that allow anyone to paint drops and sets with true scenic paint, no matter how limited the budget. This versatile vinyl acrylic paint may be used on a variety of surfaces. It

is ready to use right out of the bucket, or it can be diluted to stretch your paint budget.

cat# color/ Q=quart, G=gallon, F=5 gallon

	OBQ 5350 White	\$18.25
	OBG 5350	\$50.52
	OBF 5350	\$229.25
	OBQ 5351 White White	\$21.50
	OBG 5351	\$60.75
	OBF 5351	\$269.00
	OBQ 5352 Black	\$20.25
	OBG 5352	\$56.25
	OBF 5352	\$249.25
	OBQ 5353 Yellow Ochre	\$20.25
	OBG 5353	\$56.25
	OBQ 5354 Burnt Umber	\$20.25
	OBG 5354	\$56.25
	OBQ 5355 Raw Sienna	\$20.25
	OBG 5355	\$56.25
	OBQ 5356 Burnt Sienna	\$20.25
	OBG 5356	\$56.25
	OBQ 5357 Raw Umber	\$20.25
	OBG 5357	\$56.25
	OBQ 5358 Earth Umber	\$20.25
	OBG 5358	\$56.25
	OBQ 5359 Ultramarine Blue	\$28.75
	OBG 5359	\$80.50
	OBQ 5360 Fire Red	\$32.50
	OBG 5360	\$91.25
	OBQ 5361 Deep Red	\$32.25
	OBG 5361	\$90.00
	OBQ 5363 Orange	\$26.00
	OBG 5363	\$71.00

	OBQ 5364 Emerald Green	\$26.00
	OBG 5364	\$71.00
	OBQ 5365 Chrome Oxide Green	\$26.00
	OBG 5365	\$71.00
	OBQ 5366 Lemon Yellow	\$26.00
	OBG 5366	\$71.00
	OBQ 5367 Golden Yellow	\$26.00
	OBG 5367	\$71.00
	OBQ 5368 Purple	\$32.25
	OBG 5368	\$90.00
	OBQ 5369 Magenta	\$32.25
	OBG 5369	\$90.00
	OBQ 5371 Pthalo Green	\$26.00
	OBG 5371	\$71.00
	OBQ 5372 Sky Blue	\$26.00
	OBG 5372	\$71.00
	OBQ 5373 Pthalo Blue	\$26.00
	OBG 5373	\$71.00
	OBQ 5374 Imperial Green	\$34.00
	OBG 5374	\$95.50
	OBQ 5375 Navy Blue	\$32.25
	OBG 5375	\$90.00
	OBQ 5376 Brilliant Red	\$34.00
	OBG 5376	\$95.50
	OBQ 5380 Van Dyke Brown	\$26.00
	OBG 5380	\$71.00
	OBQ 5382 Paynes Grey	\$34.00
	OBG 5382	\$95.50

OFF BROADWAY - METALLIC COLORS

cat# color/ P=pint, Q=quart, G=gallon

	OBP 5383 Bright Gold	\$32.75
	OBQ 5383	\$50.75
	OBG 5383	\$143.75
	OBP 5384 Gold	\$32.75
	OBQ 5384	\$50.75
	OBG 5384	\$143.75
	OBP 5385 Silver	\$32.75
	OBQ 5385	\$50.75
	OBG 5385	\$143.75
	OBP 5386 Copper	\$32.75
	OBQ 5386	\$50.75
	OBG 5386	\$143.75
	OBP 5387 Antique Gold	\$32.75
	OBQ 5387	\$50.75
	OBG 5387	\$143.75

SUPERSATURATED ROSCOPAINT



Brilliant, dye-like colors formulated to be diluted with substantial quantities of water while retaining binder strength. Works on most scenic surfaces including muslin, plastic, and

metal. Dries to a completely matte, non-reflective finish.

cat# color/ quart size

	SS 5965 Red	\$55.50
	SS 5968 Green Shade Blue	\$55.50
	SS 5969 Ultramarine Blue	\$55.50
	SS 5971 Chrome Green	\$55.50
	SS 5972 Emerald Green	\$55.50
	SS 5973 Pthalo Green	\$55.50
	SS 5974 Imperial Green	\$55.50
	SS 5975 Magenta	\$55.50
	SS 5976 Brilliant Red	\$61.25
	SS 5977 Spectrum Red	\$55.50
	SS 5979 Purple	\$55.50
	SS 5980 Iron Red	\$38.00
	SS 5981 Chrome Yellow	\$55.50
	SS 5982 Yellow Ochre	\$38.00
	SS 5983 Raw Sienna	\$38.00
	SS 5984 Moly Orange	\$55.50
	SS 5985 Burnt Umber	\$38.00
	SS 5986 Raw Umber	\$38.00
	SS 5987 Burnt Sienna	\$38.00
	SS 5988 Lemon Yellow	\$55.50
	SS 5989 Turquoise Blue	\$55.50
	SS 5990 Prussian Blue	\$51.75
	SS 5991 Navy Blue	\$51.75
	SS 5992 Paynes Grey	\$55.50
	SS 5993 Leather Lake	\$38.00
	SS 5994 Grass Green	\$51.75
	SS 5996 Cerulean Blue	\$51.75
	SS 5997 Hunter Green	\$51.75

SS 5998 Van Dyke Brown \$38.00

SUPERSATURATED CONCENTRATED BASES

cat# color/ Q=quart, G=gallon, F=5 gallon

SSCBG 6001	Neutral	\$62.25
SSCBG 6002	White	\$69.75
SSCBF 6002	White	\$321.25
SSCBQ 6003	Velour Black	\$31.50
SSCBG 6003	Velour Black	\$88.25
SSCBF 6003	Velour Black	\$383.50

CLEAR GLOSS AND FLAT ACRYLIC GLAZES



These clear acrylic mediums are designed to be diluted with water and applied as an overcoat to a painted surface, or they can be mixed with the paints for additional binder strength.

Rosco Clear Acrylics are compatible with all Rosco paint systems and most other water extendable paints. They also serve as a binder for dry pigments.

cat# description/ G=gallon, 5G=5 gallon

CGG 5580	Clear Gloss	\$65.25
CG5G 5580	Clear Gloss	\$283.25
CFG 5581	Clear Flat	\$65.25
CF5G 5581	Clear Flat	\$283.25

IDDINGS DEEP COLORS

The preferred scenic artist's casein/fresco paint system for more than 30 years. Designed to be mixed with water without losing brilliance of color tone.



DISCONTINUED - REMAINING STOCK OFFERED AT 50% OFF!

cat# color/Q=quart, G=gallon, F=5 gallon

IDCQ 5551	White	\$13.25
IDCG 5551		\$38.13
IDCF 5551		\$169.50

IDCQ 5552	Black	\$15.75
IDCG 5552		\$43.25
IDCF 5552		\$193.13

IDCQ 5553	Yellow Ochre	\$15.75
IDCG 5553		\$43.25

IDCQ 5554	Burnt Umber	\$15.75
IDCG 5554		\$43.25

IDCQ 5555	Raw Sienna	\$15.75
IDCG 5555		\$43.25

IDCQ 5556	Burnt Sienna	\$15.75
IDCG 5556		\$43.25

IDCQ 5557	Raw Umber	\$15.75
IDCG 5557		\$43.25

IDCQ 5558	Van Dyke Brown	\$15.75
IDCG 5558		\$43.25

IDCQ 5559	Ultramarine Blue	\$20.00
IDCG 5559		\$54.00

IDCQ 5560	Red	\$20.00
IDCG 5560		\$54.00

IDCQ 5561	Dark Red	\$21.88
IDCG 5561		\$70.25

IDCQ 5562	Bright Red	\$21.88
IDCG 5562		\$70.25

IDCQ 5563	Orange	\$21.88
IDCG 5563		\$70.25

IDCQ 5564	Emerald Green	\$20.00
IDCG 5564		\$54.00

IDCQ 5565	Chrome Oxide Green	\$20.00
IDCG 5565		\$54.00

IDCQ 5566	Lemon Yellow	\$21.88
IDCG 5566		\$70.25

IDCQ 5567	Golden Yellow	\$21.88
IDCG 5567		\$70.25

IDCQ 5568	Purple	\$21.88
IDCG 5568		\$70.25

IDCQ 5569	Magenta	\$21.88
IDCG 5569		\$70.25

IDCQ 5570	Turquoise Blue	\$20.00
IDCG 5570		\$54.00

IDCQ 5571	Dark Green	\$20.00
IDCG 5571		\$54.00

IDCQ 5572	Cerulean Blue	\$20.00
IDCG 5572		\$54.00

IDCQ 5573	Navy Blue	\$20.00
IDCG 5573		\$54.00



CHROMA KEY

Rosco Chroma Key Paints have been specifically formulated to provide high luminance value and color saturation for keying effects.

The acrylic colors provide high build, one-coat coverage for use on nearly any surface. Coverage approximately 300 sq.ft. per gallon.

cat# description price

CKB 5710	Chroma Key Blue	\$120.75
CKG 5711	Chroma Key Green	\$126.00

TOUGH PRIME



A unique water-based primer with special adhesion properties that allow the paint to bond to hard-to-prime scenic materials. Tough Prime covers just about any surface, including PVC pipe, aluminum, foams and plastics, as well as muslin, wood, and foam core. This quick-drying acrylic emulsion primer dries to a tough, durable coating which can be painted over with any paint and is excellent for both interior and exterior use. Coverage approximately 300 sq.ft. per gallon.

cat# color size price

TPG 6050	White	Gallon	\$80.50
TPF 6050	White	5 Gallon	\$335.50
TPG 6055	Black	Gallon	\$80.50
TPF 6055	Black	5 Gallon	\$335.50



DIGICOMP® HD

The DigiComp HD color standards are precisely manufactured for crisp, clean separation of the foreground/background in digital compositing - resulting in little or no post-production "touch-up" needed. Rosco DigiComp HD paints are specially formulated to provide the proper luminance and RGB values for optimum operation of all digital compositing systems.

cat# description price

ROS DIGI PAINT B	Blue	\$133.75
ROS DIGI PAINT G	Green	\$174.75



COLORCOAT

ColorCoat™ is a durable water borne acrylic enamel that has excellent interior and exterior durability. ColorCoat's high gloss finish has superior gloss retention, ensuring a "like-new" finish for years to come. Ideal for use on most scenic surfaces as well as metal, wood, concrete, and brick. ColorCoat is also an excellent choice for decks and floors due to its high abrasion resistance. It dries to the touch in one hour and cleans up easily with soap and water. SSSL has limited stock of this item, prompt drop shipments are available.

cat# color/ Q=quart, G=gallon

CLRC G 5620	Clear	\$107.00
CLRC G 5621	Clear Satin	\$107.00
CLRC G 5634	Black Gloss	\$118.25
CLRC G 5635	Flat Black	\$118.25
CLRC G 5636	Aluminum	\$173.50



FLUORESCENT PAINTS

Vivid, vinyl colors that are visible and brighter in normal light, and fluorescent under ultraviolet or black light.

cat# color/ P=pint, Q=quart, G=gallon

FPP 5779	White	\$38.00
FPQ 5779		\$55.50
FPG 5779		\$166.75
FPP 5780	Red	\$38.00
FPQ 5780		\$55.50
FPG 5780		\$166.75
FPP 5781	Orange	\$38.00
FPQ 5781		\$55.50
FPG 5781		\$166.75
FPP 5782	Yellow	\$38.00
FPQ 5782		\$55.50
FPG 5782		\$166.75
FPP 5783	Green	\$38.00
FPQ 5783		\$55.50
FPG 5783		\$166.75
FPP 5784	Blue	\$38.00
FPQ 5784		\$55.50
FPG 5784		\$166.75
FPP 5785	Invisible Blue	\$39.75
FPQ 5785		\$59.25
FPG 5785		\$204.25
FPP 5786	Pink	\$38.00
FPQ 5786		\$55.50
FPG 5786		\$166.75

PAINT KITS

Rosco's Paint Kits are an economical quality rendering tool. Design with production colors as you explore the capabilities of the products.

OFF BROADWAY



\$104.00

25-piece kit contains one ounce samples of each Off Broadway color plus Clear Flat and Gloss.

OB KIT 5300

Off Broadway Test Kit

SUPERSATURATED ROSCOPAINT

28-piece kit contains one ounce samples of each Supersaturated color.

SS KIT 5900 Supersaturated Test Kit \$104.00

FLUORESCENT PAINTS

9-piece kit contains one ounce samples of the range of fluorescent paints.

FP KIT 5700 Fluorescent Paint Test Kit \$71.50

ROSCO SCENIC SETS

Scenic Paint Kit for Practice & Experimentation.

Skies

This kit of Off Broadway scenic paints is designed to practice mixing techniques for creating different sky scenery, including sunset and sunrise effects. Set includes one 6 oz. jar of Sky Blue, Ultramarine Blue, Magenta and Golden Yellow Off



Broadway colors.

SCS KIT S

\$44.75

Earth & Wood

This kit of brown Off Broadway scenic paints is designed to practice different mixing techniques for creating timber and dirt scenic elements. Set includes one 6 oz. jar of Raw Umber, Burnt Umber, Raw Sienna and Burnt Sienna Off Broadway colors.




SCS KIT EW

\$44.75

Cool Primaries

This kit of Off Broadway scenic paints is designed to explore color theory and color mixing to create cool-toned color blends. Set includes one 6 oz. jar of Deep Red, Pthalo Blue, Lemon Yellow and Paynes Grey Off Broadway colors.




SCS KIT CP

\$44.75

Intense Primaries

This kit of Off Broadway scenic paints is designed to explore color theory and color mixing to create vibrant color blends. Set includes one 6 oz. jar of Pthalo Blue, Lemon Yellow, Magenta and Orange Off Broadway colors.



SCS KIT IP \$44.75

Foliage

This kit of Off Broadway scenic paints is designed to practice mixing techniques for painting

different types of tree and foliage scenery. Set includes one 6 oz. jar of Chrome Oxide Green, Lemon Yellow, Burnt Umber and Paynes Grey.



SCS KIT F
\$44.75

Warm Primaries

This kit of Off Broadway scenic paints is designed to explore color theory and color mixing to create warm-toned color blends. Set includes

one 6 oz. jar of Brilliant Red, Ultramarine Blue, Golden Yellow and Raw Umber Off Broadway colors.



SCS KIT WP \$44.75

Shade & Shadows

This kit of dark-toned Off Broadway scenic paints is designed to practice different mixing techniques for creating shade and shadows in scenery. Set includes one 6 oz. jar of Paynes Grey, Van Dyke Brown, Raw Umber and Purple Off Broadway colors.



SCS KIT SS
\$44.75

Clear Layers

This kit of Rosco Scenic Products is designed to explore different layering techniques for creating glazes and washes. The Clear Layers Set includes

one 6 oz. jar of Clear Acrylic Glaze - Flat, Clear Acrylic Glaze - Gloss, FlexBond and CrystalGel.



SCS KIT CL
\$44.75



IDDINGS PAINT BRUSHES

A group of professional quality fitches (liners), priced within the bud-

get of scene painting students. All brushes feature a seamless ferrule and natural bristles.

INDIVIDUAL BRUSHES

cat#	ferrule inch width	bristle inch length	price
BRUSH R14	1/4	1 1/2	\$9.00
BRUSH R12	1/2	1 3/4	\$11.25
BRUSH R34	3/4	2	\$17.50
BRUSH R1	1	2 1/4	\$23.50
BRUSH R114	1 1/4	2 1/2	\$30.00
BRUSH R112	1 1/2	2 3/4	\$36.00
BRUSH R2	2	3	\$45.00
BRUSH R3	3	3 1/2	\$70.25

BRUSH SETS

BRUSH RSET7	7 Brush Set includes 1/4" - 2" Fitches	\$140.25
BRUSH RSET8	8 Brush Set includes 1/4" - 3" Fitches	\$190.00

FLEXBOND

FlexBond is a clear, flexible scenic glue which bonds many porous and non-porous scenic materials. FlexBond dries to a clear, hard, yet pliable coating. Unlike ordinary "white" glues which crack and break when flexed, the adhesive bond of FlexBond remains extremely pliable and strong even as the materials bend and deform. Water-based and easy to use.



cat#	size	price
FLEXB G	Gallon Jug	\$80.50
FLEXB F	5 Gallon Pail	\$307.25

FOAMCOAT

Foamcoat is a water based, flame retardant protective coating for Styrofoam and polystyrene foams. An acrylic slurry the consistency of wet plaster, Foamcoat dries to a super hard durable coating that resists chipping and cracking, yet can be sanded smooth or carved with detailing. Foamcoat is also a superb texturing agent that can be used to create custom patterns like bark and stone work. Foamcoat is durable enough to be used on floors.



cat#	size	price
FOAMCOAT G	Gallon	\$100.50
FOAMCOAT 3.5	3.5 Gallon	\$330.75



FLEXCOAT

Rosco Flexcoat is a flexible, non-toxic, water-based coating for polyurethane and polystyrene foam. Its 100% acrylic formation

provides excellent adhesion to a wide variety of substrates. Flexcoat contains no plasticizers, so it will not become brittle with age or exterior exposure. It is compatible with all Rosco paints used either as tints or surface coatings. Flexcoat is weatherproof and fire retardant.

cat#	size	price
FLEXC G	Gallon	\$100.50
FLEXC F	5 Gallon	\$446.25

PREMIERE CLEAR



Rosco Premiere Clear is an advanced, water-borne urethane coating suitable for sealing and protecting painted finishes, floors and high-traffic surfaces. When

cured, this clear finish provides long lasting durability, hardness and abrasion resistance in an environmentally safe, VOC compliant coating. Premiere Clear is virtually odorless and may be thinned with water. In addition to protective top coats, it is excellent for use in faux finish or glazing applications. Premiere Clear is perfect for almost any project in stage, film, decorative and commercial arenas.

cat#	size	price
PCQ GLOSS	Quart	\$43.00
PCG GLOSS	Gallon	\$126.00
PCQ SATIN	Quart	\$43.00
PCG SATIN	Gallon	\$126.00
PCQ FLAT	Quart	\$43.00
PCG FLAT	Gallon	\$126.00

ROSCO FLAMEX FLAME RETARDANTS

Rosco has developed a complete range of flame



retardant formulations acknowledging the many different materials used by today's scenic artisans. Each of the six FlameX products is keyed

to a specific family of materials and designed for ease of use and to maximize the effective protective treatment.


cat#	description/ size/price
RF NF	Natural Fiber Flame Retardant Gallon \$69.50
RF SF	Synthetic Fiber Flame Retardant Gallon \$102.75
RF DF	Delicate Fiber Flame Retardant Gallon \$102.75
RF PC	Paper & Cardboard Flame Retardant Gallon \$102.75
RF WD	Raw Wood Penetrating Flame Retardant Gallon \$102.75
RF PA J	Paint Additive Flame Retardant 8 oz. Jar \$22.50
RF PA C	Paint Additive Flame Retardant Case of 12 - 8 oz. Jars \$237.50



Fosshape®

Wonderflex®

FOSSHAPÉ® and WONDERFLEX® are heat activated composite materials. Applications include: costuming, lightweight crafted reinforcement, theater props and set design, craft-work, puppetry, millinery headpieces, masks, sculptures, museum mount making and more.



Synthetic FOSSHAPÉ® can easily be cut with scissors, will not fray like conventional woven fabrics and can be readily sewn to itself or other fabrics as a hidden stiffener or shaped into stand alone structures.

Mildew resistant and dye-able as well. Fabric steamers are the often preferred method for forming a desired amount of rigidity and stiffness, but conventional steam irons or an industrial hot air gun may oftentimes be helpful. The level of stiffness is achieved by adjusting heat, time, and pressure.

Versatile FOSSHAPÉ 300 is lighter in weight and thinner than FOSSHAPÉ 600 for lighter weight needs and more intricate design efforts. With heat and pressure from a steam iron, two layers of the 300 grade can be combined or bonded to approximate one layer of FOSSHAPÉ 600. Standard weight of 9 oz/yd² or 300 g per sq/m at 0.150" thickness.



cat#		price
WF FOSSHAPE 300		\$15.99/yd
WF FOSSHAPE 600	1-9 yards	\$30.99/yd
WF FOSSHAPE 6001	10+ yards	\$25.95/yd

WONDERFLEX® is a pliable, scrim-reinforced extruded composite. It is a revolutionary new material, with a smooth surface on one side that can be molded or formed once it's been heated. This material is often referred to as the "Celastic" replacement product. Easily painted or decorated with a variety of artisan coatings, gessos, bondo and paints. It has superior strength and flexibility, yet is remarkably lightweight.

Because its so tough and can be molded into any shape or thickness, its even ideal for making quick repairs or modifications. An oven, microwave, hot air gun, or simply hot water may be used for activation. With a low activation temperature of 150°-170° F (70° - 80° C, Wonderflex® has a long open time and can be hand-worked or laid up for two or three minutes. Just reheat repeatedly as required for additional forming. 1 mm (.039") thickness. 43" (109 cm) x 55" (140 cm) sheet size.

cat#		price
WF WONDERFLEX S		\$74.99/sht

ROSCO STAGING PRODUCTS

REFLECTION MEDIA

A variety of reflective surfaces in a metalized plastic format.

cat#/description	price
ROS REFLECT 3801 Flexible Mirror (48" x 25')	\$199.75
ROS REFLECT 3802 Flexible Hard (48" x 25')	\$199.75
ROS REFLECT 3803 Flexible Soft (48" x 25')	\$199.75
ROS REFLECT 3804 Flexible Supersoft (48" x 25')	\$199.75
ROS REFLECT 3805 Flexible Gold Tint (48" x 25')	\$199.75
ROS REFLECT 3809 Roscoscrim Silver/Black	\$199.75
ROS REFLECT 3812 Featherflex Silver/Gold (48" x 25')	\$199.75

ROS REFLECT 3813 Thin Mirror (60" x 20')	\$63.00
ROS REFLECT 3814 Thin Mirror Gold Tint (60" x 20')	\$63.00
ROS REFLECT 3840 Cinebounce White/Black (60" x 20')	\$199.75
ROS REFLECT 8509 Roscopak Silver/Gold	\$38.00
ROS MIRROR 3909 Shrink Mirror	\$144.64

Syracuse Scenery offers
the full line of

ROSCO LED PRODUCTS

Please contact us for additional
products and details.

RoscoLED® Tape

Rosco Designed for the most demanding dramatic lighting applications, RoscoLED Tape products deliver an amazing volume of high quality white or tunable white light, and full color-mixing illumination that can easily be incorporated into any project. Each tape variety offers plug-&-play connectivity and powerful, efficient output designed for long-lasting illumination.



RoscoLED Tape - Static White features superior color rendering in multiple color temperatures.

RoscoLED Tape VariWhite features superior color rendering across its entire color temperature range. RoscoLED Tape Vari White Ultra offers a unique and incredibly broad, 1800K-6000K color temperature range. The lower color temperatures are perfect for designs that require extra warmth - without additional filtration or modification.

RoscoLED Tape - VariColor is available in three different variants: RGBW+WW with a 3000K white emitter, RGBW+CW with a 6000K white emitter, and RGBA with an Amber emitter.



RoscoLED Tape is available in 5m reels.

An extensive range of power-switching and control-interface accessories is available for color & dimming control of RoscoLED Tape. This includes: RoscoLED Control Boxes, a full complement of 24VDC power supplies and control interfaces for 0-10VDC, Dali and PWM DMX protocols.

Please contact us for additional details and pricing. All of the Rosco LED Tape products and other Rosco LED products are displayed as described at rosco.com

FLOORS AND FLOORING PRODUCTS

Rosco offers a variety of flooring products to suit your needs. Please contact us for additional sizes and colors as well as for other flooring products.

Adagio New 2000 - ideal for versatility; provides a medium-fast floor speed, in black or grey

ROS DF ADAGIO BF Black 63" x 1 linear foot	\$25.65
ROS DF ADAGIO BR Black 63" x 101.7' roll	\$2,055.00

Adagio Tour - ideal for percussive dance styles & flexibility; provides a medium-fast floor speed

ROS DF TOURADAGIO BF Black 63" x 1 linear foot	\$24.45
ROS DF TOURADAGIO BR Black 63" x 101.7' roll	\$1,956.00

Dance Floor - ideal for situations when permanent dance floors can't be installed; provides a medium-fast floor speed. Also available in Black/White

ROS DF BK/GR F Black/Grey 63" x 1 linear foot	\$26.60
ROS DF BK/WT R Black/Grey 78.8" x 131.3' roll	\$2,843.00

Duette - a reversible 78.7" (2m) wide vinyl dance floor that is ideal for touring productions or studio installations.

ROS DF DUET BK/GR F Black/Grey 78.8" x 1 linear foot	\$34.20
ROS DF DUET BK/GR R Marble Black 78.8" x 131.3' roll	\$3,600.50

Roscolem - ideal surface for the heaviest traffic areas; provides a fast floor speed

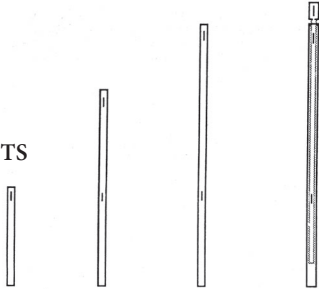
ROS DF ROSCOLEUM B Black 78.7" x 104.9' roll	\$3,620.00
---	------------

Studio Tiles - ideal for video production facilities and television studios; provide a very fast floor speed

ROS DF ROSCOTILE B Black 3' x 3'	\$71.00
ROS DF ROSCOTILE G Gray 3' x 3'	\$71.00

PORTABLE CURTAIN STAND EQUIPMENT

UPRIGHTS



O.D. for uprights is 1.5". Three foot uprights have slots at 3'. Six foot uprights have slots at 3' and 6'. Eight foot uprights have slots at 3' and 8'. Telescoping uprights are 8'3" when collapsed, and extend up to 14'. The positive action button stops permit speedy setup, while the set screw included as standard equipment allows in-between heights desired.

cat#	length	price
PD FU3	3'	\$15.30
PD FU6	6'	\$22.30
PD FU8	8'	\$25.20
PD TU7 12	7' - 12'	\$79.00
PD TU8 14	8' - 14'	\$85.00

TELESCOPING DRAPE SUPPORTS




cat#/ length	button stops	price
PD TS6 6' - 10'	8', 10'	\$36.40
PD TS7 7' - 12'	8', 10', 12'	\$40.60
PD TS8 8' - 14'	10', 12', 14'	\$43.40

Uprights and supports are manufactured from true aircraft-grade aluminum - 6063-T-832. Wall thickness is .065". Tubing is drawn for extra strength and dimensional accuracy. As a result, the aluminum achieves a Webster hardness of 15.



Contact us for curtain prices.
Prism Velour curtains are now available for stands.



SCREW-IN BASES

Space-saving screw-in bases have no pins or nipples to interfere with nesting. Each base has four dimples, one in each corner, which guarantees a perfect fit when nested. The 1" NPS threaded holes have a funnel lip to speed set-up.

cat#	size	upright height	price
PD B11	11" x 11"	3'	\$22.40
PD B15	15" x 15"	8'	\$32.15
PD B24	24" x 24"	over 8'	\$75.50



X-LED SERIES CONSOLE LIGHTS:

connects right to your console (check owner's manual for compatibility)

LW-LED DESK LIGHTS:

uses a modified version of the CWB to mount a gooseneck and dimmer control creating a space saving, flexible desk light

LED TASK LIGHTS:

LED Dual Color Lampsets with three-way rotary switch that enables user to toggle between a white light and red light output or a white light and blue light output


RAKLITES:

used to illuminate equipment racks and can be positioned to avoid unwanted shadows or glare

MUSIC STAND LIGHTS:

multiple versions available to accommodate attachment locations

CURTAIN HAMPER



Store your curtains where they can "breathe" and are protected. White canvas hampers are equipped with 3" swivel casters and plywood tops. Available with lock rod or snap and chain. Please specify when ordering.



HAMPER 12

12 bushel - 36" x 26" x 27.5" \$400.00

HAMPER 16

16 bushel - 40" x 28" x 30" \$425.00

HAMPER 20

20 bushel - 44" x 32" x 33" \$475.00

HAMPER 20 S4

20 bushel - 44" x 32" x 33" with 4" casters \$475.00

HAMPER SP 24

24 bushel - 54" x 34" x 30" with 3" casters \$490.00

Call for other sizes and options.

Please note: hampers ship via common carrier without their lids attached.

Littlite is "The Original" console light used in the entertainment technology field for decades. Littlites are compatible with all major sound and lighting consoles with a dedicated, 12-Volt task light connector. Littlites cannot be powered from 48 Volt phantom power! Littlite offers gooseneck lights with BNC, TNC, straight and right angle XLR connectors in three and four pin configurations.

NOTE: Please check your owner's manual for power compatibility (Voltage and Amperage draw) before connecting a task light to your console.


Other varieties (including Halogen lamps) are also available. Please visit www.littlite.com to view all available styles.

Littlite


OTHER PRODUCTS & EQUIPMENT



Syracuse Scenery stocks Ben Nye kits and popular makeup items. A wide range of Ben Nye products are in stock for prompt shipment.




The flexible gooseneck lamp with versatility and style, Littlites are available from Syracuse Scenery. With their sleek, unobtrusive look, Littlites complement any decor. They are ideally suited to any task involving accurate, close or detail work.




Kee Klamp pipe fittings and other specialty hardware are available from Syracuse Scenery.



DA-LITE screens, motorized Senior Electrol, Lace & Grommet and others are available by special order.




Peak Trading is a Syracuse Scenery supplier for specialty rigging hardware items. Many Peak Trading items are in stock, others are available by special order.




The full line of Strand products - dimming equipment, fixtures, studio equipment and repair parts are available from Syracuse Scenery.




Apollo patterns in Standard Metal, Super Resolution Glass, One Color & Two Color Glass, ColourScenic Glass, Dichroics and Crushed & Enhanced Dichroics are available by special order. Catalog is available.



H&H stage rigging components and installed counterweight stage rigging systems are available from Syracuse Scenery.



Syracuse Scenery is an installing dealer for J.R. Clancy equipment. Individual rigging components; loftblocks, rope locks, and pipe clamps are available for sale.



Syracuse Scenery offers the full line of Mehron make up items. Some of these items are included in our Compact Catalog. Additional items are available from our extensive inventory or are available by special order.



Syracuse Scenery offers the full line of The Light Source's cool, innovative products including the Mega-clamp and other clamps and specialty tools.




Chauvet is a major innovator, developer and manufacturer of lighting and control systems. Chauvet's innovative professional lighting fixtures for production, touring, and permanent installations are available from Syracuse Scenery, including the NEW Chauvet Professional COLORado Batten Q15.

Unique Lighting Accessories

Product Catalog 2019



City Theatrical's unique lighting accessories are available from Syracuse Scenery.



Gerriets projection screens, dance floors, specialty muslins and gauzes, other specialty fabrics and unusual and useful scenic fabrics are available.



Altman Lighting is celebrating nearly 70 years of American made entertainment lighting. Syracuse Scenery is very proud to have been a dealer for Altman Lighting for most, if not all of those 70 years.




179 Fortis Dr. Dunham, SC 29534
864-649-9770 Fax 864-648-3748
www.ssrcinc.com

SSRC is a manufacturer of quality electrical distribution equipment including connector strips, outlet boxes, and custom electrical distribution devices. They are available from Syracuse Scenery.



Syracuse Scenery is pleased to offer premium Thern Stage Equipment, made in the United States. Thern offers a complete line of motorized hoists and manual counterweight equipment.



USA manufactured hardware from Chicago Hardware and Fixture Company is incorporated into Syracuse Scenery installed projects and is also available for purchase.




Elation offers a complete toolbox of conventional and intelligent LED lighting, video, and atmospheric effect products specifically designed for the Theatrical and Concert Stage and other performance venues.



Syracuse Scenery stocks 107" seamless paper in a variety of colors. Other BD products are available by special order.



Chroma-Q's award-winning entertainment and architectural lighting products have been setting new standards of performance for a huge range of leading lighting designers, specifiers, rental and production companies, venues, shows and events worldwide.



Syracuse Scenery is a full line dealer for LEX Products, including portable distribution boxes, feeder cable and multi-cable assemblies. LEX Products offers solutions that are long lasting and easy to deploy.

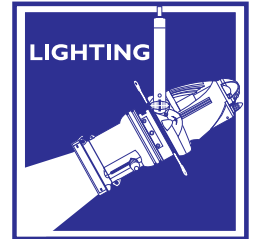
Syracuse Scenery & Stage Lighting Co., Inc. is proud to be a dealer for many quality manufacturers. We have many more theatrical products available than we can show and price in our Compact Catalog. Please call, write, or fax for additional information on products from the manufacturers shown or availability and pricing on items you are looking for that may not be displayed.

NEO X5



Strand

CONSOLES



The X5 is a compact, high-performance lighting console designed for medium to large-sized facilities that host multiple types of events, such as houses of worship, studios, concert halls and multipurpose venues, theatres, schools, and more. The X5 console offers a feature-rich, customizable platform with capabilities targeting both theatrical and live event lighting.

- Streamlined layout, and 5 multifunctional motorized playbacks with backlit encoders
- Advanced effects engine with chases, timeline and waveform effects, pixel mapping and more.
- Integrated touchscreen
- Soft touch control screen – 7” touch screen next to the keypad, for quick adjustment to features such as framing shutters, gobo selection, color control, pan/tilt.
- 100 DMX universes
- Backlit keys and optional gooseneck light
- Support for ZerOS Wing for additional faders



ION XE



The Ion Xe is the compact workhorse of the Eos® family. Ion Xe can integrate into a system with all other Eos family products (except Element).

- Features same backlit keyboard layout & full-feature software as its bigger siblings
- 4 DMX Universes standard (upgrades available)
- Available in either 2,048 or 12, 288 outputs
- Provides support for up to two external monitors
- Master playback faders can be supplemented with variety of options

Element 2 brings the fundamentals of lighting control to the forefront while allowing access to a wealth of advanced control features below the surface.

- 2 DMX Universes standard (upgrades available)
- Record cues/fade times into cue list for playback
- Customizable Magic Sheets that can be used to control your rig from a touchscreen mintor

ELEMENT 2



QUICKQ 20

ChamSys

The QuickQ 20 is the perfect choice for control of dimmer, LED colour mixing, and moving light fixtures. The console can automatically detect and patch RDM compliant fixtures and features in-built WIFI capabilities.

- 9.7 inch touch screen utilizing smart phone like interface
- 2 DMX Universes standard (upgrades available)
- Has free to download offline programming software available

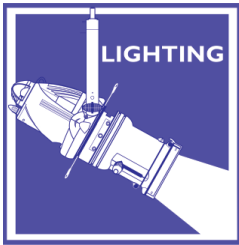


The Cognito² console is at home in small to medium size venues. With hands-on control of features traditionally reserved for much larger or "professional-class" desks, Cognito² makes easy use of advanced features with an unlimited number of simultaneous fades and effects.

- Up to 1024 channel outputs directly from console
- Two playbacks, each with intensity fader, Go, and Pause buttons
- Free downloadable off-line editor available

COGNITO²





DIMMING SYSTEMS

Installation Systems

RigRack is a modular 120V theatrical power rack with high performance dimmed and relay-controlled power for the largest entertainment venues. This 96-circuit power rack can combine up to 48 user-swappable modules to meet the demands of any production, with status reporting included in most modules. Users can interchange modules between productions to meet their changing power needs, with modules available for IGBT dimming, relay-controlled power, constant power, and a combined SCR phase dimming, relay, and constant power module.

Dual 20A power module options include:

- IGBT Dimming module with status reporting
- Relay module with status reporting
- Combined SCR Phase Dimming, Relay, and Constant Power module with status reporting



RIGRACK

RIGDIM POWER CABINET



The RigDim Power Cabinet is a configurable 120V/277V theatrical power cabinet, offering high-performance dimming and architectural power control for entertainment venues.

RigDim offers up to 24 circuits of power, with 3 auxiliary circuits available for the 120V models.

Choose up to (6) power modules to install in your RigDim cabinet:

- 4 circuit IGBT Dimming modules
- 2 circuit IGBT Dimming modules (120V model only)
- 4 circuit 0-10V modules
- 4 circuit Relay modules

R21 S21 RACEWAY DIMMER STRIP



Ideal for smaller systems, R21 S21 RACEWAY/ DIMMER STRIP is ideal for smaller systems and may be used in schools, churches or any facility that does not have space for conventional dimmer racks. Easy to install and use.

- Fully digital powered raceway
- DMX512 I/O
- Remote processor option provides support for up to 96 dimmers
- Wide range of load connector options. Integrates with Strand C21 and A21 Dimmers

SENSOR3™ SR SERIES



Sensor3 dimming systems provide high density, professional features and exceptional reliability for lighting applications that require the best the entertainment industry can offer.

- High dimmer density
- Up to two 2.4kW dimmers per module
- Six, 12, 24, and 48 module racks available
- 100,000A Short Circuit Current Rating (SCCR)
- Advanced configuration editing built into rack
- Two DMX512-A inputs
- Standard system and rack monitoring with diagnostic reporting



Portable Systems

LIGHTPACK



The Strand LIGHTPACK individual dimmers provide the ultimate control in flexibility in a small, compact unit. Light-pack dimmers can be placed anywhere, allowing you to have a dimmer right at your light source wherever and whenever you need it.

- DMX512 I/O
- 1200W dimmers for 120V or 230V applications
- Full short-circuit, thermal and overload protection
- Integrates with all Strand Dimming Systems

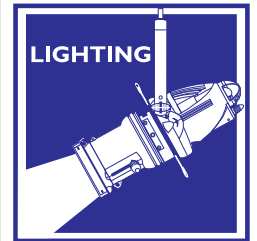


ColorSource Relay



The ColorSource Relay combines power sequencing and data distribution in a portable plug-and-play format. Its electrical relay provides safe, automatic power control for connected fixtures. With wired and Multiverse® wireless DMX options, it will reliably receive DMX signal nearly anywhere, even in crowded environments, and output wired DMX to connected fixtures. With the ColorSource Relay, you have everything you need to control your lights wherever you want to put them.

Other consoles and dimming systems available from:



VARI*LITE

VL1600 PROFILE: For a wide color range and maximum flexibility, the Vari-Lite VL1600 PROFILE combines a high-definition tunable white LED source with CMY color mixing. The tunable white engine lets designers can achieve warm and cool light from a single luminaire without sacrificing output or CRI, along with a wide range of colors from subtle pastels to bold saturated colors. The VL1600 PROFILE includes the innovative Vari*frost system, giving designers a truly seamless graduated frost that diffuses the entire aperture at one time. This effect can be controlled remotely from the console and doesn't require you to change glass or add filters. To simplify startup and minimize movement in the rig, the patented reduced-movement calibration system in the VL1600 PROFILE calibrates pan and tilt on the fixture while only requiring it to move to 50/50 home position during the process. Fixtures are calibrated in less time, with less lasting effect or potential for damage to the rig or hanging scenery.

- Includes the innovative Vari*frost system, giving designers a truly seamless graduated frost that diffuses the entire aperture at one time
- CMY colormixing and fast-change fixed color wheel – A wide color spectrum mixing both pastel and saturated colors matched to existing Vari-Lite fixtures
- TunableWhite LED Source – achieve cold and warmlooks from the same fixture with consistently high CRI
- Four frame shutter system with near-the-optics positioning – precise framing and focus
- Exclusive VL*FX animation wheel designed for theatre – updated animation wheel designed to replicate natural lighting effects such as fire, water, and earth tones
- Rotating gobo wheel, zoom, and iris

VL1600 SERIES



A full system lighting solution with dedicated Spot, Wash and Profile fixtures, the VL2600 range combines Vari-Lite quality and performance with the latest LED technology, all engineered to deliver the best possible package to the mid-sized show lighting segment.

VL2600 SERIES



VL2600 SE PROFILE: offers a broader choice of saturated colors while maintaining the familiar Vari-Lite color palette from the CMY color system with variable CTO adjustment. Effects features include Iris, two gobo wheels, one fixed color wheel, prism and variable frost. Compact, lightweight, fast and accurate, the VL2600 PROFILE is engineered to be easy to use, prep and maintain.

- Wide zoom range – 7° to <48°
- Beam shaping- Four blade framing system

VL2600 SE SPOT: offers a broad choice of saturated colors using a CMY color system and variable CTO adjustment. The fixture offers a wide range of effects, including include Iris, two rotating gobo wheels and one fixed, plus additional color wheel, prism and variable frost.

- Fixed color wheel (7+ open)
- High contrast ratio
-

VL2600 SE WASH: The VL2600 WASH includes an internal, beam-shaping framing system and has an adjustable beam edge feature (PC or Fresnel). It also offers a broader choice of saturated colors whilst maintaining the familiar Vari-Lite color pallet from a CMY color system with variable CTO adjustment, plus a 7-color fixed wheel.

- High output- 27,500 lumens
- Wide zoom range – 12° to 63°



This 500W/650W-equivalent profile LED light engine is perfect for small to medium theatres, houses of worship, and education environments, and offers exceptional output with consistent color mixing to the Acclaim LED Zoomspot for applications where a longer throw or wider spread is needed. For applications where a low trim height is a challenge, the adjustable yoke allows the fixture to be positioned closer to the suspension point to give more headroom.

- 500W/650W-equivalent LED profile engine from Strand
- Custom LED light source and RGBL color mixing system
- Integrated manual focus
- Four-blade manual shutter system
- Optional angle-adjusting size B metal gobo holder



VL600 ACCLAIM LED ENGINE

VL800 EVENT PAR



The VL800 EVENTPAR is an LED retro-style event PAR perfect for a modern replacement of classic tungsten PAR fixtures. Designed to bring back the vintage stylings of the original lamps and PAR cans but built with the DNA of Vari-Lite. The VL800 EVENTPAR is available in both RGBA and warm white (WW) varieties, with output and color reminiscent of tungsten PAR 64 lamps. To meet

the needs of any installation or event, the VL800 EVENTPAR is available in black, white, bronze, or polished aluminum.

VARI-LITE

VL800 PRO PAR



The Vari-Lite VL800 PROPARG is an advanced LED event PAR fixture that has the DNA of Vari-Lite built in. This high output fixture includes a quiet running motorized zoom and is a cost-effective solution that looks and feels like the professional luminaire you'd expect from Vari-Lite. The VL800 PROPARG offers full RGBW color mixing and has gel-matched color presets to deliver the same visual results customers are accustomed to using, as well as multi-mode fan control for use in quiet environments.

- 7 x 30W
- 6° - 40° angle
- 44 preset colors

AURORA LED STRIP

The Strand Aurora LED Strip is a high output theatrical strip luminaire that provides rich color mixing for multiple applications around the performance stage, including set piece illumination, graze / cyc lighting, foot lighting, and more. The Strand Aurora LED is suitable for theatres, houses of worship, and TV and film studios. The RGBALC (Red, Green, Blue, Amber, Lime & Cyan) color mixing system on the Aurora LED offers a wide mixable color spectrum, but it can be easily controlled with traditional CYM controls using the SmartColor Control system.



LED STRIP 12

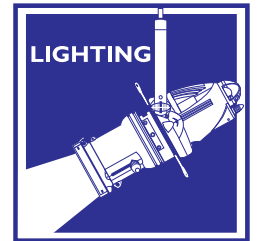
- Multichromatic Light Engine RGBALC
- 12 X 30W
- 1,340 Standard Lumens
- 38.1" linear fixture
- 22° Zoom Range

LEKO PROFILE ENGINE

The Strand Leko® LED Profile fixture is available in full color which uses a Red, Green, Blue, Amber, Lime & Cyan color mixing system for the mixable color spectrum. To complement the Full Color version two white output versions, a warm tunable white (2700K to 4500K), and cold tunable white (4000K to 7000K) varieties, both of which offer a consistent CRI exceeding >94 CRI across all color temperatures.

The Leko LED uses the SPX Smart Gate found on legacy SPX and PL4 fixtures and is compatible with existing SPX lenses, optional universal lens tube are also available for use with legacy Strand LEKO lens tube and other common lens systems.





OVATION E-910FC

Ovation E-910FC is a high-performance ERS-style fixture with full RGBA-Lime color mixing and Color Temperature presets of 2800 to 6500 K that match the output of a tungsten source to perfection. Control options include full 16-bit dimming (per color and master), selectable PWM, RDM and onboard dimming curve selection. Also accessible is the Virtual Color Wheel which matches popular gel colors. Lens tubes sold separately.



OVATION P-56FC

Ovation P-56FC is a compact, virtually silent par that produces a homogenized, single-source, flat and even field of light with high CRI. The bright unit utilizes the same advanced full color-mixing RGBAL LED system found in the popular Ovation E-910FC ellipsoidal to produce subtle pastels to punchy saturates and nearly any temperature of white. Interchangeable lens plates are included for medium and wide beam angles and the unit accepts standard 7.5" beam shaping accessories. Ideal for theatrical and studio applications, the virtually silent par features extremely smooth 16-bit dimming, as well as RDM and PWM for ease of set-up.



OVATION B-565FC

Ovation B-565FC boasts groundbreaking features such as an RGBA-Lime color system and the incorporation of RDM, Art-Net™ and sACN plus standard DMX for programming and networking options. This little powerhouse not only makes a great batten-style light, but is also a tremendous standard wash. A holographic filter is included and locks into place so the fixture can be used in any orientation with no worry about the filter sliding out of set-up.

ALSO IN THE OVATION LINE:

CYC 1 FC: an incredibly sleek, discreet, and light weight CYC that delivers a wide, smooth field of light with significant reach. Completely convection cooled, the unit is ideal for applications where silent operation is critical.

F-415FC: a 6" Fresnel style fixture that features our advanced RGBAL LED system. The unit projects a bright, beautifully soft field of light from subtle pastels to punchy saturates, and nearly any temperature of white.



COLORADO 1 QUAD ZOOM

COLORado 1-Quad Zoom is an excellent indoor/outdoor wash light with seven Osram RGBW LEDs delivering big time power from a compact, yet solid housing. It maintains its IP65 rating with IP rated DMX cables, but standard 5-pin XLR DMX cables work perfectly for indoor use. A 13° to 45° zoom gives you ample control over the beam, and selectable dimming curves facilitate the integration of the fixtures into an existing rig. Center pixel control provides even more dynamic effects with full 16-bit dimming. Outdoor rated power and data connectors allow for easy connections without proprietary cabling.



COLORADO 2 QUAD ZOOM

COLORado 2-Quad Zoom is a solid indoor/outdoor wash light featuring 14 bright quad-colored Osram (RGBW) LEDs and a 14° to 44° zoom. Selectable dimming curves facilitate its integration into an existing rig. This excellent LED wash light maintains its IP65 rating with IP rated DMX cables, but standard 5-pin XLR DMX cables work perfectly for indoor use. IP rated power and data connectors allow for easy connections without the need for proprietary cabling.





COLORSOURCE SPOT JR

The ETC ColorSource Spot jr uses the same color technology as other ETC fixtures. Using a mix of red, green, blue, and lime LED emitters, the ColorSource Spot jr offers an amazing range of color. ColorSource Spot jr is available in both original and Deep Blue arrays.

Features

- ETC's RGB-L array (red, green, blue and lime)
- Also available in Deep Blue, which replaces the blue LEDs with indigo for rich, saturated blues and magentas
- Simple user interface with seven-segment display
- powerCON® in and thru
- DMX/RDM in and thru (5-pin XLR)
- LED droop compensation
- Optically calibrated
- Built-in zoom

Fixture Ships with 5ft powerCON power-input cable with a connector of choice. No C-Clamp

ETC E CS S JR ETC ColorSource Spot Jr **\$1,080.00**

COLORSOURCE FRESNEL V



Fresnels have been known for their smooth wash since the beginning of time. Their adjustable zoom, barndoor accessories, and overall brightness make them an instant favorite for stages of every size and shape.

ColorSource Fresnel V combines the best features of original incandescent Fresnels with modern technology.

Utilizing the RGBIL (red, green, blue, indigo, and lime) color system to provide a rich, bright light the fixture also features a 13-44° motorized zoom range, wireless configuration and control via NFC and the Set Light app. The ColorSource Fresnel V also can be purchased with wireless DMX via Multiverse®.

ETC F CS FRESNEL V ETC ColorSource Fresnel V **\$1,280.00**

ETC SOURCE 4WRD COLOR II LED RETROFIT KIT

The Source 4WRD Color II LED engine transforms your existing Source Four incandescent profile into an RGBA LED fixture, unlocking the world of additive color mixing, saturated washes, and quick color changes. It means more stage looks with fewer fixtures using less energy and needing less maintenance.



With 12 built-in color presets and 5 built-in sequences right from the factory, stand-alone operation is a breeze. You can even record your own for even more versatility. With ETC's FixtureLink technology you can send those presets to other cable-connected Source 4WRD Color II fixtures, as well as ColorSource, Source Four LED or Desire luminaires.

ETC S4WRD C Source 4WRD Color II Retrofit **\$396.00**

The ColorSource CYC is dedicated to a single purpose: creating beautiful, smooth washes of light on a cyclorama or wall. And it delivers! Its compact, fan-free design features a unique five-color mix of red, green, blue, indigo, and lime, giving an incredible range of colors at an affordable price. Gone are the days of endless tinkering to get decent lighting on the cyclorama. ColorSource CYC is pre-focused. Simply set the fixture on the deck or hang it level and you're done! ColorSource CYC fixtures work as a system to create an even, smooth wash by blending not only with their neighbor but their neighbor's neighbor.

COLORSOURCE CYC



COLORSOURCE PAR



The extremely lightweight ColorSource PAR outputs bright, beautiful light, is easy to use with or without a lighting desk and lives up to ETC's high standards for quality.

COLORSOURCE SPOT V



ColorSource Spot V is factory-calibrated to ensure consistency between today's fixtures, and the ones you'll use five years from now.

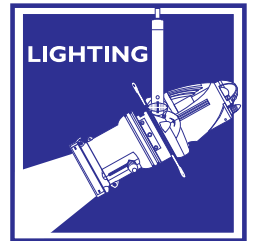
Their four-color (ColorSource) and five-color (ColorSource V) mixing systems offer bright, vibrant colors, and perfectly-mixed pastels. The thermal management algorithms built into every ColorSource fixture ensure that the colors you choose in rehearsal are the colors you get during the show.



COLOR ONE 100X

The next generation of the Chroma-Q® Color One family is here: the Color One 100X™ LED PAR! The 100X's custom optical design and fully homogenised output delivers a powerful, smooth, uniform and defined 19° beam, with outstanding colour blending across the spectrum and no unsightly colour separation shadows. RGBA emitters deliver outstanding colours across the spectrum - including deep-cold blues, red-hot lava looks and super-soft pastels, as well as a complete range of whites ---all from ONE source. Utilising core LED technology from the Chroma-Q®

premium performance lighting range, the multi-purpose fixture is ideal for a wide range of applications and provides a powerful, creative lighting tool.



Inspire™ House Lights Series



Inspire Mini™ RGBW

The new Chroma-Q® Inspire Mini™ LED house light is a powerful and compact, multi-purpose creative lighting tool that compliments the award-winning Inspire™ fixture.

- Beam Angles: 65°
- Lumen Output: 3,010 lm
- Power Consumption: 70W



Inspire™ RGBW

The new Chroma-Q® Inspire™ LED house light is a powerful multi-purpose creative lighting tool that utilises some of the innovative core technologies found in the incredibly popular Chroma-Q® Color Force™ range.

- Beam Angles: 32°, 42°, 65°
- Lumen Output: 4,390 lm
- Power Consumption: 100W



Inspire XT™

Including all the features of the Inspire™ & Inspire Mini™ with twice the output, the Inspire XT™ LED house light is ideal for situations that require the same high quality white and coloured lighting with even more output.

- Beam Angles: 32°, 42°, 65°
- Lumen Output: 9,500 lm
- Power Consumption: 135W



Color Force II™ 12

Power Across the Spectrum

The Color Force 12 is a truly multi-purpose LED fixture that is suitable for numerous entertainment lighting disciplines. The unit provides power across the spectrum, from deep cold blues to red hot lava looks all from a single fixture. At only 300mm / 1ft long, the unit is ideal for floor, wall, or truss mounting. It also provides a massive output of 2,400 lumens, easily washing up to 8m / 26ft with smooth, theatrical grade dimming. A choice of batten lengths are also available.

CQ CF II 12
\$1,282.50

Color Force II™ 48


Color Force II™ 72

Mighty Output LED Batten

The Color Force LED batten range is a brute of a light. The super bright fixture easily washes up to 8m / 26 feet. In addition, the advanced ColorSure™ RGBA color and control management technologies together produce a radically increased color palette, enhanced color consistence, a high CRI of 92 and theatrical grade dimming, all in the same fixture. The range also includes a multi-purpose version.

CQ CF II 48
\$4,252.50

CQ CF II 72
\$4,855.50





**SEVEN
BATTEN™
SERIES**
SEVEN Batten 14™
(pictured)
ELA SEVEN BAT 14
\$1,320.00

SEVEN Batten 42™
ELA SEVEN BAT 42
\$2,640.00
SEVEN Batten 72™
ELA SEVEN 72
\$4,000.00



The SEVEN Batten 14™ is a seven color 1.2 foot long batten wash luminaire with (12) 25W 7-in-1 RGBAW + Lime + UV (395nm) LEDs. Features include individual hue, saturation, and intensity control, special RGB SEVEN 3 channel mode (RGB + dynamic white, amber, lime, and UV), 2 pixel mapping zones with pixel flip mode, smooth color mixing, 12 internal programs with speed and fade control, 64 unique 7-color macros, selectable dimming curve modes, adjustable LED refresh rate and gamma brightness for flicker free operation for TV and FILM, DMX Art-Net, Kling-Net, and RDM (Remote Device Management) protocol support, 3/5pin DMX, RJ45 etherCON, and power in/out connections, a 220° manual tilt adjustable mounting bracket, OLED menu display with a 4-button control panel, a multi-voltage universal auto switching power supply (100-240v), a rugged powder coated die-cast aluminum exterior, and an integrated gel / frost filter slot.

SEVEN Batten 14™
(12) Total LEDs
SEVEN Batten 42™
(36) Total LEDs
SEVEN Batten 72™
(60) Total LEDs

FEATURES

Individual Hue, Saturation, and Intensity Control
Special RGB SEVEN 3 Channel Mode (RGB + Dynamic White, Amber, Lime, UV)
Pixel Mapping Zones with Pixel Flip Mode
Smooth Color Mixing, Internal Programs with Speed and Fade Control
64 Unique 7-Color Macros
Selectable 16-bit Dimming Curve Modes
Adjustable LED Refresh Rate + Gamma Brightness
Flicker Free Operation for TV and FILM
Art-Net, Kling-Net, and RDM Protocol Support
220° Manual Tilt Adjustable Mounting Brackets
Rugged Powder Coated Die-Cast Aluminum Exterior
Integrated Gel / Frost Filter Slot

**COLOUR 5
PROFILE™**

The new Colour 5 Profile™ Ellipsoidal features a 180W RGBAM (Red, Green, Blue, Amber, Mint) LED engine, >94CRI, 4,100 total lumens (with 26° lens), with 19°, 26°, 36°, and 50° interchangeable lens options (sold separately), (4) blade manual framing shutters, supports B size metal or HT transparency gobos, manual focus, DMX controlled electronic strobe, dimming, and dimming curves, flicker free operation for TV and FILM, adjustable refresh frequency and gamma brightness, 5pin DMX and powerCON in/out connections, (4) button LCD control display panel, an integrated rigging yoke, quiet fan cooling, and a multi-voltage universal auto switching power supply (100-240v).



ELA E C5 P
\$1,600.00

FEATURES

- 180W RGBAM (Red/Green/Blue/Amber/Mint) LED Engine
- >94CRI 4,100 Total Lumens*
- Interchangeable Lens Options** 19°, 26°, 36°, 50°
- (4) Blade Manual Framing Shutters
- Supports B Size Metal or HT Transparency Gobos***
- Electronic Strobe and Variable Dimming Curves



- Flicker Free Operation for TV and FILM
- Adjustable Refresh Frequency and Gamma Brightness
- Quiet Fan Cooling
(*with 26° lens) (**sold separately)(***gobos and holder not included)

SIXBAR 500



ELA SIXBAR 500
\$525.00

The SIXBAR 500™ features (6) 12W 6-IN-1 RGBAW+UV LEDs, 100,000 average hour LED life, 30° beam angle, individual control of each LED, variable dimming curve modes, strobe and chase effects, a UV wavelength of 395nm, ArtNet, KlingNet and RDM (remote device management) protocol support, 3pin and 5pin DMX, powerCON, and RJ45 in/out connections, LCD menu display with 4 button control panel, integrated dual rigging brackets, multiple unit power linking, rugged die-cast aluminum exterior, frost filter and glare shield included, flicker free operation for TV and FILM, 93W max power consumption, and a multi-voltage universal auto switching power supply (110-240v).

FEATURES

30° Beam Angle
ArtNet and KlingNet Support
RDM - Remote Device Management
Individual LED Control
Variable Dimming Curve Modes
Multiple Unit Power Linking
Rugged Die-Cast Aluminum Exterior
Flicker Free Operation for TV and FILM
EFFECTS
Strobe and Chase Effects
Individual LED Control
Variable and Selectable Dimming Curves

ArtNet + KlingNET Protocol Support
RDM (Remote Device Management)
(2) etherCON Ports
3pin and 5pin DMX In/Out
powerCON Power In/Out

SIZE / WEIGHT

Length: 17.7" (450mm)
Width: 8.1" (206.4mm) *with included glare shield
Vertical Height: 6.1" (155mm)
Weight: 9.0 lbs. (4.1 kg)

CONTROL / CONNECTIONS

8 DMX Channel Modes (6 / 7 / 11 / 13 / 18 / 36 / 39 / 43)
4 Button Control Panel and LCD Menu Display

INCLUDED ITEMS

powerCON Cable
Frost Filter
Glare Shield

ARTISTE

Artiste Picasso™: features a 620W LED engine, over 23,000 total lumen output, 7° to 55° zoom, a full CMY color mixing system, linear CTO color correction, 6 dichroic colors, 7 rotating/indexing glass and 7 static-stamped metal interchangeable gobos, 4 rotating full blackout framing blades with +/- 45° individual blade rotation, full 360° bi-directional animation wheel, 4-facet and linear rotating prisms and 2 frost filters, internal color, framing, prism, and frost.

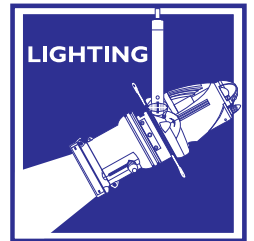


**ARTISTE
PICASSO**

Artiste Monet™: an extremely bright fully featured LED Profile fixture offering a wide color mixing gamut through its variable SpectraColor engine. 950W 6,500K LED engine, 6.8° to 55° zoom, full blackout framing array, 7 rotating and 7 fixed interchangeable glass gobos, full animation wheel, dual prism.

Artiste Rembrandt™: an extremely bright, full-featured LED Wash fixture offering a wide color-mixing gamut through its variable SpectraColor engine. 950W 6,500K LED engine, 11° to 55° zoom, offering up to 51,000 lumens full-blackout framing system with two independent animation wheels allow for directional motion, including overlapping and counter-rotating motion effects that are unique to the fixture.

Artiste Mondrian™: an extremely bright, full-featured LED profile FX fixture offering high center intensity, narrow-beam angles and a wide color-mixing gamut through its variable SpectraColor engine. Features up to 51,000 lumens from its efficient 950W 6,500K LED engine, 3° to 45° zoom, full-blackout framing array.



FUZE PAR Z175

The FUZE PAR Z175™ is a single source par with zoom. Featuring a 175W RGBW COB LED engine, 8° to 35° motorized zoom, an advanced cooling system, smooth RGBW color mixing, 64 color presets and 14 unique color macros, electronic strobe and 16-bit variable dimming curve modes, flicker free operation for TV and FILM, 3/5pin DMX and Locking Power Cable in/out connections, (4) button LCD control display panel, integrated dual rigging yokes, and a multi-voltage universal auto switching power supply (100-240v). Gel frame and barn doors included.

FEATURES
175W RGBW COB LED engine
8° to 35° motorized zoom
64 color presets and 14 unique color macros



The ARENA ZOOM Q7IP™ is an IP65 outdoor rated par fixture featuring (7) 30W Osram™ QUAD-Color RGBW LEDs, 7° to 40° motorized zoom, smooth color mixing, 38 color macros and variable speed macro effects, RGB white balance calibration, variable 3,200-10,000K color temperatures, selectable dimming curve effects, adjustable LED refresh rate and gamma brightness for flicker free operation for TV and FILM, DMX and RDM (remote device management) protocol support, IP rated 5pin DMX and powerCON TRUE1 power in/out connections, 4 Button 180° Reversible OLED Menu Control Display, integrated dual rigging yoke/floor stand, a durable die-cast housing, multiple unit power linkable, and a multi-voltage universal auto switching power supply (100-240v).

**ARENA
ZOOM Q7IP**



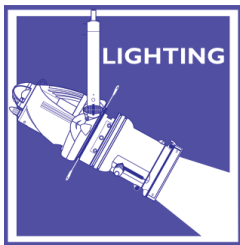
ELA ARENA ZOOM Q7IP
\$1,400.00

FEATURES
IP65 Outdoor Rated Par Wash Luminaire
(7) 30W Osram™ Quad-Color RGBW LED's
7° to 40° Motorized Zoom
38 Color Macros and Variable Speed Macro Effects
Dual Rigging Yoke / Floor Stand
Flicker Free Operation for Broadcast TV and FILM

SEVEN PAR 7IP
SKU# SEV001
Specifications Sheet DMX Traits
The SEVEN PAR 7IP™ is an IP65 outdoor rated seven color par wash luminaire with (7) 25W 7-in-1 RGBAW + Lime + UV LEDs (Red, Green, Blue, White, Amber, Lime, and a 395nm UV) producing 3,600 total output lumens and 90CRI. Features include individual hue, saturation, and intensity control, RGB + seven color 3 channel DMX mode, 17° beam and 33° field angles, smooth color mixing, 12 internal programs with speed and fade control, 64 unique 7-color macros, selectable dimming curve modes, adjustable LED refresh rate and gamma brightness for flicker free operation for TV and FILM, DMX and RDM (Remote Device Management) protocol support, IP65 rated 5pin DMX and power in/out connections, dual adjustable yoke / floor stand, multiple unit power linking, OLED menu display with a 4-button control panel, a multi-voltage universal auto switching power supply (100-240v), and a rugged powder coated die-cast aluminum exterior. Gel frame and gel frame holder included, optional 4-leaf barn door available.



ELA SEVEN PAR 7IP
\$680.00



ELP CL

Martin ELP CL (Color) LED ellipsoid fixtures deliver class-leading luminance, output and great color mixing from pastels to saturated colors. Ergonomic Danish engineering offers advances in lighting functionality that include the easy-to-use gear-based Fine Focus—an industry first—and on-board Fast Focus, which allows focusing of the fixture without the need of DMX data.

- 16-bit dimming with 4 selectable curves
- 26 color presets that match industry-standard color filters
- Four available Martin fixed lens tubes (19°, 26°, 36° and 50° beam angles) and two available Martin zoom lens tubes (15–30° and 25–50° beam angles)



ELP PAR

The ELP PAR delivers a class-leading 3,500 lumens of output—double the brightness of the previous generation—thanks to its newly designed 7 x 40W RGBW light engine. It's perfect for covering larger stages that require long throw distances.

- CTC control: 1,800–12,850 K
- ZOOM: 4.2 - 58°
- Quick Focus mode allows installation and focusing without the need for a console operator



MAC AURA XB



The MAC Aura XB takes an award-winning, innovative, compact LED wash light to the next level, incorporating many new features first introduced with the MAC Quantum Wash™. Not only does the MAC Aura XB offer additional brightness, it also features a new superior color mixing system and an optimized lens design

for tighter beams and more even washes. Martin's unique and patented Eye-candy Aura Effect™ is also part of the package.

- Single-lens wash with fully premixed color
- Broad color palette, RGBW color mixing
- 10 to 60° uniform zoom
- 6000 Lumens output



MAC QUANTUM PROFILE

This extremely bright LED profile fixture combines top quality white light with a fast, smooth CMY color mixing system and crisp gobo projection on surfaces as well as mid-air.

- First real alternative to a 700/800 watt HID fixture
- Full feature set including CMY color mixing and 1:3 zoom



SULLY 305L



ROBERT JULIAT

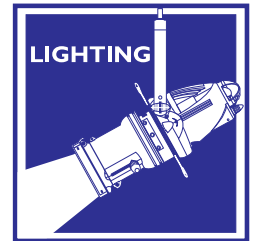
Providing a multi-faceted solution in a compact package, Sully 305L luminaire combines a high-quality 115W white LED source with a single 150mm/6" Fresnel lens, which can be easily changed for a Pebble Convex lens. It is especially valuable in multi-purpose venues and rental companies where the interchangeable lens can be put to full use. With uniform light and premium color rendering, Sully will easily substitute 1000W tungsten models. It is an affordable and lightweight unit with no compromise on build quality and overall performance.

SULLY 650SX SERIES



The Sully 650SX Series is a variable zoom profile range featuring a high-quality 115W white LED source available in two color temperatures that delivers a first-class white light and high light output that far exceeds 1000W tungsten luminaires in warm white or in cool white equipped with CTD filter. It is equally happy on stage, overhead, on side booms or prosceniums, in opera houses, theatres, and studios.

EclProfile FS is a full colour elipsoidal LED, designed to deliver a full range of pastels, saturates and whites, both with or without gobos. The EclProfile FS' RGB + Lime LED engine has been specially engineered to provide a full spectrum and full output in the most discerning environments, regardless of which role the EclProfile FS is playing.



FOLLOW-ME
TRACKING SOLUTIONS

Follow-Me is a remote follow spot control system that integrates easily into any lighting infrastructure. Where traditional methods of using FOH or truss mounted follow spots impose costs and rigging implications, Follow-Me offers a cost saving, quick to implement alternative.

Using a single Follow-Me system, with just one camera, you are capable of following multiple performers with multiple fixtures each. Performers can either be tracked manually using the Follow-Me Mouse Consoles, or be tracked automatically using Follow-Me TraXYZ.



The Follow-Me TWO license allows you to follow up to 2 performers using a maximum of 12 fixtures from any manufacturer. This software license can be installed on any recent Mac device. Together with the Follow-Me hardware, this license is perfect for following up to 2 performers.



The Follow-Me SIX license allows you to follow up to 6 performers using an unlimited amount of fixtures from any manufacturer. This software license can be installed on any recent Mac device. Together with the Follow-Me hardware, this license is perfect for following up to 6 performers.

The Follow-Me Mouse console is a high quality piece of hardware with which one operator can follow one person. It is an ergonomic mouse controller for prolonged shows with proportional control for accurate tracking.

The Follow-Me Fader Console adds an extra 4 faders, 4 encoders and 4 switches to the Follow-Me Mouse Console. It is a high quality piece of hardware that one Follow-Me operator can use to utilise any mapping in the Follow-Me software. After connecting a fader console to the Follow-Me software, all buttons and faders on the Fader Console can be customized to be attached to any mapping in the software.

It has two buttons and two encoders that can be assigned to any mapping function within the Follow-Me software. The console has a target selection ID display to identify which target the controller is connected to.



With Follow-Me TraXYZ, the Follow-Me system is transformed into a hybrid automated tracking solution, with the advantage of automatically tracking multiple performers with a single system. The Follow-Me TraXYZ system is based on Ultra Wide Band (UWB) radio technology.



The Follow-Me Camera Set includes the Follow-Me Camera Box, a Marshall camera and 3 lenses. This is used to provide a camera image into the Follow-Me software for remote follow spot control. The Follow-Me Camera Box is a sturdy case that allows you to keep your camera in the truss. The camera can be easily mounted on top of the camera box, with a 360°

The performers wear small trackers and multiple fixtures can be assigned to follow the performers through automated tracking. By integrating a Follow-Me TraXYZ server to an existing Follow-Me system, you have the advantage of having fall-back options at all times, as well as having a live view from the stage to monitor the auto-tracking process.

ball joint head. The back of the camera box can fit two cables, one power con in, as well as a XLR-5 specifically for remote camera menu control in the Follow-Me software. The Follow-Me Serial Adapter makes this possible (excluded). This for example allows the system technician to enable infrared on the camera whilst sitting right at the computer. The camera box comes in a set including the Marshall CV503 camera and 3 lenses.

Follow-Me TraXYZ has an accuracy of <10 cm. It works indoor, outdoor, and there are no issues with direct sunlight and smoke. The system is scalable - both in the covered area and in the number of tags you want to use to follow performers. TraXYZ makes use of a smart motion-based fixture stabilization algorithm, guaranteeing the performers to be in the spotlight.



SOURCE 4

SOURCE 4WRD II

LED RETROFIT KIT

For over 25 years, Source Four has been synonymous with theatrical lighting. Keep those fixtures but move 4WRD with the high output but perfectly nuanced LED lighting of the Source 4WRD II

It takes less than five minutes to upcycle your Source Four to Source 4WRD II; no special tools needed. Retrofit an entire space in a few hours – and nobody will even notice.



The Source 4WRD II comes in three color temperature arrays: Standard, Gallery, and Daylight Gallery.

Standard and Gallery offer warm white light at 3200 K, with the Gallery offering exceptional color fidelity.

Daylight Gallery delivers superior white light at 5900 K for studio and live events.

ETC S4WRD	LED Retrofit Kit 3200K 80 CRI	\$626.00
ETC S4WRD G	LED Retrofit Kit 3200K 90 CRI	\$680.00
ETC S4WRD D	LED Retrofit Kit 5900K 90CRI	\$680.00

Features

- Faceted dichroic reflector removes 90% of IR heat from beam
- Super-efficient HPL lamp
- Interchangeable lens tubes
- Rotating barrel ± 25%
- Three-plane stainless-steel shutter blade assembly
- Tool-free lamp adjustment
- Insulated rear handle
- Supports Dimmer Doubling™

Spotlights are supplied with color frame, power cable with bare leads and c-clamp.

Ordering Information

<i>cat#</i>	<i>description</i>	<i>price</i>
FIXED FOCUS		
ETC E 405	5 Degree	\$1,008.00
ETC E 410	10 Degree	\$860.00
ETC E 419	19 Degree	\$616.00
ETC E 426	26 Degree	\$616.00
ETC E 436	36 Degree	\$616.00
ETC E 450	50 Degree	\$616.00
ZOOM - VARIABLE FOCUS		
ETC E 41530	15-30 Degree	\$936.00
ETC E 42550	25-50 Degree	\$936.00

Aftermarket accessories are available to allow you to get the most from the ellipsoidal luminaires featured above.

BLACK COLOR FRAMES

CF 6	6 1/4" x 6 1/4" for Strand LL 19° - 50°, Phoenix 19° - 50°, and Source 4 19° to 50°	\$7.25
CF 12B	12" x 12" for Strand LL 10°, Phoenix 10°, Source 4 10°	\$18.23
CF 14	14" x 14" for Phoenix 5° and Source 4 5°	\$25.17
CF 16	16" x 16" for Strand LL 5°	\$38.84

IRIS

ETC E DMX I	City Theatrical DMX for Source 4 (requires power supply)	\$683.59
STD E LL DII	Strand Drop-in iris for Strand LL	\$113.93
ALT E PHX DII	Altman Drop-in iris for Phoenix	\$113.93

DROP IN BOOMERANG

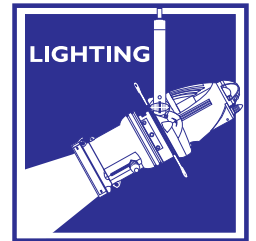
LA DIB	City Theatrical 6 1/4" x 6 1/4" frame size	\$467.13
---------------	--	-----------------

COLOR EXTENDER - City Theatrical

LA CE5	5" long for 6 1/4" x 6 1/4" frame size	\$32.42
LA CE3	3" long for 6 1/4" x 6 1/4" frame size	\$32.42

PATTERN HOLDERS

PH ETC G A	City Theatrical for Glass Patterns Source 4 A size 100mm OD Iris Slot	\$29.31
PH ETC G B	City Theatrical for Glass Patterns Source 4 B size 82mm OD	\$13.47
PH ETC G B IRIS	City Theatrical for Glass Patterns Source 4 B size 82mm OD Iris Slot	\$25.79
PH UNIV	Rosco Universal Pattern Holder holds 2 patterns of either steel or glass for Strand LL, Phoenix and Source 4	\$30.00
PH APO SH	Apollo B size super heat sink pattern holder	\$70.20



RETRO-FUSION™ 2.0



The NEW RETRO-Fusion™ 2.0 is the smallest profile version of the RETRO series. It offers all of the same reliability of the RETRO-Classic™ series in a smaller package. This is a 0-100% phase dimmable (forward and reverse) variable wattage LED 2700K-6500K 80-97 CRI engine. They are designed for older SCR, TRIAC, and IGBT dimmers systems but are compatible with newer dimmer systems. A direct replacement of existing lamps, the LED retrofit can be used in a wide range of applications or even new installations. Custom and standard mounting options are available for the RETRO-Fusion™.

RETRO-PASSIVE™ 2.0



Retro-Passive: The RETRO-Passive® is our most silent option in our RETRO series. It is a 0-100% phase dimmable (forward and reverse) variable wattage LED 2700K-5000K 80-97 CRI engine. They are designed for older SCR, TRIAC, and IGBT dimmers systems but are compatible with newer dimmer systems. A direct replacement of existing lamps, this fanless LED retrofit can be used in a wide range of applications or even new installations.

They are offered in E26, E39, PAR56, and PAR64 bases, as well as custom sizes, mounts, and applications. When absolute silence is a must, RETRO-Passive® is perfect for you.

CANTOUSA

INNOVATIVE LIGHTING PRODUCTS

RETRO-HPL SERIES

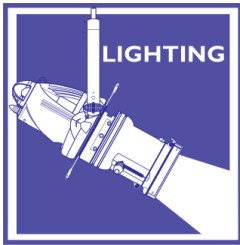


The RETRO-HPL Series is a CSA listed, Energy Star 2.0 retrofit kit that rapidly transforms existing incandescent fixtures into energy efficient LED fixtures. It is a direct replacement for existing Source 4 PARs in the marketplace, especially those used for house lights. This direct, non-destructive, and easy to install kit provides unparalleled dimming with its standard ease of use. The patented technology allows the fixture to smoothly dim from 0-100% utilizing existing dimming technology. Its LED technology creates even fields and delivers consistent color. The RETRO series delivers more light with more output than any other option on the market.

RETRO-PAR 2.0 SERIES

The RETRO-PAR Series is a CSA listed, Energy Star 2.0 retrofit kit that rapidly transforms existing inefficient incandescent fixtures into energy efficient LED fixtures. The patented technology allows the fixture to smoothly dim from 0-100% utilizing existing dimming technology. Retrofit kits are available with a variety of options for both recessed and pendant style fixtures. Installation is as easy as changing a light bulb. The LED technology creates even fields and delivers consistent color. The RETRO series delivers more light than most incandescent bulbs it replaces with less watt load.





Chalice LED Downlight

The Chalice 200 is a compact 200 Watt LED Engine that is IP20 rated & convection cooled zoom pendant fixture. It's compact, cast aluminum design allows for discreet placement.

Spectra Cube

ALT P SPECTRA CUBE



The Spectra Cube is a 50 Watt wall wash luminaire utilizing red, green, blue and amber or white LED emitters. The power supply is convection cooled without the use of fans to provide silent, long term, high output performance.

- Available in 5 Standard LED color configurations: RGBA, RGBW, 3K White, 6K White, or 3K-6K Tunable White
- Available lens for the Fixture: 30°, 40°, and 60° Spread Lens

PHX LED PROFILE FAMILY (PHX1.5 & PHX3.5)

The 5°, 10°, 19°, 26°, 36° and 50° fixed focus PHX LED Profile Spots are state of the art luminaries in function, style, and efficiency. These Profile Spots have been designed and engineered with a number of innovative details and features enhancing versatility and efficiency without sacrificing performance.

PHX is a (RGLB) Red, Green, Blue, and Lime Profile Spot outputting over 10,000 Lumens. A 360° rotating barrel and fully locking shutters help keep your fixtures' focus intact with virtually no light leak.

Fully locking shutters and a 360° rotating barrel help keep the artistic part of your fixtures focus intact and easy to attain with virtually no light leak



Spectra Cyc 100



Spectra Cyc 200

ALT C SPECTRA 100
ALT C SPECTRA 200

Spectra Cyc

The Spectra Cyc is a cyclorama/wall wash luminaire, available in 100 or 200 watts, utilizing high output LED emitters. Designed for theatrical and architectural applications, the Spectra Cyc blends color via a patented LED lens and reflector combination which reduces pixelization from direct view.

Features Include:

- Available in 5 Standard LED color configurations: RGBA, RGBW, 3K White, 6K White, or 3K-6K Tunable White Please Note: The RGBW version utilizes 3K emitters for the white channel. Variants will be considered custom.
- Asymmetrical reflector designed for broad, even distribution
- Patented LED blending lens
- On-board multi-voltage power supply 100-240VAC.
- Feed through power and data capabilities using PowerCON and 5-pin XLR connectors.
- Compatible with DMX and RDM protocols
- Push button addressing
- Preprogrammed modes for fixed colors, timed color changes and strobes
- Convection cooled, silent operation



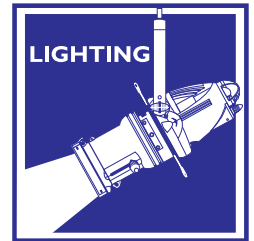
FEATURES:

- Red Green Blue, Lime LED Engine
- 360 degree rotating barrel
- Locking shutter
- Completely enclosed accessory holder
- Heat resistant Plano-Convex Lensing
- Die cast aluminum and sheet metal fabrication
- Color frame and safety cable included
- Tool free interchangeable barrels
- 3 foot PowerCON® power cable included
- C-Clamp included with
- 26.45 lbs. (11.99 kgs.)
- ETL, cETL & CE listed.
- Lens tube included (except 5° & 10° lens)

ALT E PHX LED 150
ALT E PHX LED 350



The fixtures below have entered the realm of Legacy products. Altman has new offerings coming soon.



SPECTRA STRIP

200/400/600 Watt

LED Spectra Strip Linear Wash



The SPECTRA STRIP is a low profile 6' LED Linear Wash Luminaire with (12) compartments of 50w RGBA Color Mixing or 3000°K high CRI White Light LED Engines. Each compartment can be individually filtered, lensed, or diffused using the dual filter slots provided per compartment.

White light compartments are suitable for no color wash applications, as well as tinting the RGBA Light engines in a blended wash. Additionally, White Light compartments can be used with traditional color media.

Suitable for both Floor and Pipe mounted applications, the low-profile SPECTRA STRIP is a capable LED Replacement for traditional Theatrical Strip Lights, Foot Lights, and Borderlights.

Features:

- Color Mixing via Red, Green, Blue & Amber Luxeon Rebel LED's
- White Light via 3000°K high CRI Luxeon Rebel LED's for no color & tinting applications, as well as for use with standard color filters
- Dual-Slot accessory frame holders per compartment for use with lenses, diffusing, and color media
- Convection cooled without the use of fans
- Compatible with DMX and RDM protocols. DMX Address assignable via RDM or on-board push button display
- User selectable 8 and 16-Bit personalities for smooth fades from 0 to 100%
- Flicker-free "on camera" operation
- Preset Modes to emulate 3 and 4 Circuit traditional strip lights, as well as cell by cell control
- Low Profile fixture suitable for uplighting and footlight applications.
- On board multi-voltage power supply
- Available Black, White, and Silver paint finishes
- Weight: Approximately 48 lbs. (21.78kg)
- ETL & cETL pending for Indoor use
- Made in the USA



FRESNELS

ALT F 65Q

6" Quartz Fresnel

A lightweight, short-throw, all-purpose lighting device. produces a soft-edged beam varying in diameter from 4.2 feet to 21 feet at a throw distance of 15 feet.



ALT F PEGASUS 6

6" LED Fresnel 130 Watt White

The Altman Pegasus 6 is a 6-inch white output LED Fresnel that is both Mains Dimmable and DMX controlled all in one luminaire (user selectable at the fixture).



ALT F PEGASUS 8

8" LED Fresnel 130 Watt White

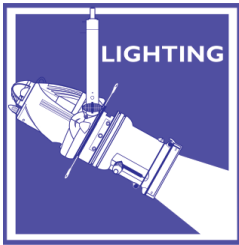
The Altman Pegasus 8 is an 8-inch-white output LED Fresnel that is both Mains Dimmable and DMX Controlled all in one luminaire (user selectable at the fixture).



ALT STAR*PAR™

750 watt die-cast, with fully rotational lens holder. Includes interchangeable Very Narrow, Narrow, and Wide lenses.

PLEASE CONTACT US FOR MORE INFORMATION AND PRICING ON PRODUCTS FROM OUR MANUFACTURERS



FOLLOW SPOT LIGHTS

CANTOUSA
INNOVATIVE LIGHTING PRODUCTS



ASTRO 250

- Ergonomic handling
- 5 color boomerang
- 5600K or 3200 LED Lamp



DRAMA FS-LED 700

MEGA^{LITE}

- Medium/Long throw
- 5 Color Wheel with Button Control
- Lamp: 350 watt LED



SUPER ARC 400 Model 1266



LYCIAN
STAGE LIGHTING

ZOT LED



350 WATT LED

- Recommended throw distance: 30'-150'
- Internal Electronic Flicker Free Power Supply
- New Trombone for Impressive 3-1 Spot-Zoom Ratio
- New ultra-smooth mechanical dimmer
- Internal 5-Color Boomerang
- Includes 3 Legged Base with Casters



ALTMAN
LIGHTING

AFS-500 LED

- 7° to 13° manual precision zoom system
- DMX or locally controlled intensity, touch button color selection, half tone color selection, strobe, LED on/off
- DMX 5-pin input and output/through
- Compatible with DMX 512 protocols
- On-board, simple-to-use user control interface
- Includes black folding tripod stand
- Compact, lightweight design- Fixture: 25.5 lbs / Tripod: 12 lbs

- Uses readily available HTI-400/24 lamps with stable (5600°K) color temperature (not included)
- As a front-of-house instrument, the luminaire gives a powerful, tight head spot at 150'. On stage, it can give a flood with throws as short as 20'
- One handle zoom spot-size automatically increases brightness with decreasing spot size from full flood to spot
- Operated from either back or side
- Folding three-legged base with leveling jacks
- Adjustable brakes for pan and tilt
- Draws less than 9 amps at 120 VAC, 60Hz. (other voltages available)
- Largest flood to spot ratio available today
- Optical quality glass lenses
- Horizontal trim shutters
- Nichrome iris
- Faders with dual smooth operating controls
- Quiet operation
- Adjustable power supply for balancing fixture intensity

Other follow spot lights available from:




MEGA^{LITE}




LENSES

PLANO CONVEX LENSES - used in most ellipsoidal reflector spotlights. The first number in the catalog number is the diameter of the lens. The second number is the focal length. Lenses listed below are borosilicate. White plate lenses and additional lens types are available.

	LENS 4.5x6.5	\$40.00
	LENS 4.5x9	\$58.50
	LENS 4.5x12	\$56.00
	LENS 6x9	\$40.00
	LENS 6x12	\$40.00
	LENS 6x16	\$67.50

FRESNEL LENSES

Fresnel lenses are listed by diameter.

	LENS 6 F 6"	\$36.00
	LENS 8 F 8"	\$64.00
	LENS 6 1KAF 6"	\$36.00

ROUNDELS

Roundels are glass lenses that are used in strip or borderlights. Roundels are listed by diameter. Roundels are available in Red, Blue, Green, Amber, and Clear and in smooth or 50% wide spread glass. *Please add color name to catalog number below when ordering.*

R4C	4" Clear	*\$20.34
R558C	5 5/8" Clear	\$35.20
R558W	5 5/8" Wide Spread	\$35.20
R7916C	7 9/16" Clear	*\$22.37
R7916W	7 9/16" Wide Spread	*\$22.37

*Discontinued item, available while supplies last.

COLOR FRAMES



Color frames are listed by size.

FRESNELS AND ELLIPSOIDALS

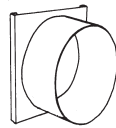
CF 3	3-3/4" x 3-3/4"	\$11.56
CF 4	4-1/8" x 4-1/8"	\$11.56
CF 6	6-1/4" x 6-1/4"	\$7.25
CF 7B	7-1/2" x 7-1/2", Black	\$8.08
CF 10B	10" x 10", Black	\$16.57

PARS AND SCOOPS

CF 6	6 1/4" x 6 1/4" - PAR 46	\$7.25
CF 7B	7 1/2" x 7 1/2" - PAR 56	\$8.08
CF 10B	10" x 10" - PAR 64	\$16.57

BORDER LIGHTS

CF 5C	5-3/4" x 6-3/4" Combo -R40	\$9.64
--------------	----------------------------	--------

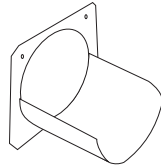


SNOOTS/TOP HATS

Snoots or Top Hats increase the definition of the light beam, while reducing the haze on the outside edge of the beam.

FULL SNOOTS/TOP HAT

LA SNOOT 6	\$24.03
for 6" Fixtures with 7-1/2" x 7-1/2" Color Frame Holders	
LA SNOOT 8	\$33.66
for Fixtures with 10" x 10" Color Frame Holders	



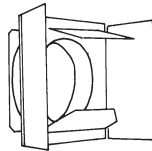
HALF TOP HATS

LA SNOOT .5 6	\$24.03
for 6" Fixtures with 7-1/2" x 7-1/2" Color Frame Holders	
LA SNOOT .5	\$22.37

for Shakespeare/Source Four
Additional sizes are available.

BARN DOORS

Barn Doors are used to reduce the beam of light or to avoid the spill of light onto unwanted areas. Barn doors are most often used on Fresnels.



LA BD 100	2 way for 3" Fresnel	\$63.11
------------------	----------------------	---------

LA BD 4 6	fits 7-1/2" x 7-1/2" Color Frame Holder	\$85.97
------------------	---	---------


EGG CRATE LOUVER

City Theatrical, Inc. Egg Crate Louver prevents lens glare and provides 45 degree cut off angle. Designed for architectural applications with Source Four PAR/PARNel fixtures.



LA ECL	\$60.07
---------------	---------

DROP-IN BOOMERANG



LA DIB

City Theatrical, Inc. Drop-In Boomerang converts any 6 1/4" front fixture into a compact portable followspot. Holds six colors. Reversible for either right or left handed operation. Drops into color frame slot of fixtures using 19° to 50° lenses.

\$467.13

CAST C-CLAMP

Features heavy duty, cast iron body; 2-1/2" steel shank with 1/2" bolt; square head machine screw tensioner. Allows for easy lamp access for lamp removal and replacement. Attaches to pipe ranging from 1-1/2" to 2-1/2" diameter. Weight rating is up to 500 lbs.



LA PC C CLAMP	\$20.00
----------------------	---------



MEGA CLAW

The Mega-Claw was designed for intelligent lighting. The instant it is put over the pipe, the weight of the fixture is supported. No crescent wrenches are required. The Mega-Claw has its own comfortable 3-1/2" handle to tighten to the pipe. Fits 1-1/2" schedule 40 pipe. Safe vertical working load 1,100 lb.

LA PC MCM	Silver	\$40.00
LA PC MCB	Black	\$44.50

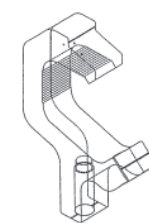


MEGA CLAMP

Mega Clamp is black anodized with 1/2" x 3" square hand set screw, 1/2" x 1" grade 5 hex head cap screw, and nickel-plated C1074 steel Belleville spring washer for pan tensioning device.

Safe working load 385 pounds, 175 kg.

LA PC MAB	\$14.15
------------------	---------



GET-A-GRIP™

The Get-A-Grip™ is THE strong and durable method of hanging your fixtures. Safe vertical working load of 500 lbs. Bites onto pipe sizes ranging from 3/4" to 1-1/2" and tubing of 1" to 2" OD. Hardware includes a 1/2" -13 x 1" zinc plated fixture mounting bolt and a Belleville washer.

LA PC GAG B	Black	\$19.75
--------------------	-------	---------



SCENERY BUMPER

Clamp the Scenery Bumper onto your pipe batten to keep scenery from bumping your lights out of focus. 18" diameter.

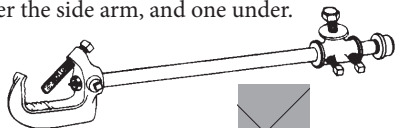
LA SB 1340	\$127.11
-------------------	----------





SIDE ARMS & TEE

Side Arm mounts the yoke of fixture to an upright lighting pipe. Side arms with 2 sliding tees allow for mounting one fixture

over the side arm, and one under.



LA SA 509 12		\$88.78
Sidearm with 1-tee, 12" pipe		
LA SA 522 18		\$122.54
Sidearm with 2-tees, 18" pipe		
LA SA 522 24		\$130.74
Sidearm with 2-tees, 24" pipe		
LA SA 522 36		\$216.92
HD Sidearm with 2-tees, 36" pipe		
LA SA TEE Sliding tee, only		\$22.74



ADJUSTABLE SWIVEL OR FIXED PIPE CLAMP

A lightweight and economical pipe clamp that enables you to attach two pieces of 1-1/4" or 1-1/2" pipe. Just position the pipes, slap on the clamp and secure. No free pipe end needed.

LA CB FIXED	\$17.50
LA CB SWIVEL	\$19.75



GRID LOCK CLAMP

Allows for perpendicular attachment of two 1-1/2"

pipes. Other sizes are also available.

RIG GLC 1.5	\$16.10
--------------------	---------



LIGHT STAND BASES

Bases are fabricated from heavy metal. They are used to provide the bottom support for a lighting stand. Black iron pipe screws into the bases to form the stand. Pipe size for the 50 lb. base is schedule 40, 1-1/2" ID. Please use caution with light stands. They are easily tipped over. Other size bases and casters stands are available. Please call for details.


LA BASE 50 50 lb.	\$565.20
--------------------------	----------

SAFETY CABLES

Safety Cable is 30" long and includes a clasping hook. The cable is attached around the yoke of the fixture and the connected pipe to afford an

FIELD TEMPLATES

Field Templates revolutionize the way theatrical lighting plots are drafted. Using the patented Pro*Track 50 System, all of the symbols are pre-spaced 1'6" apart and are aligned to horizontal axes (like a batten). The Field Template family contains additional symbols not found on other templates, along with weight, cut color size, and beam spread for every symbol. These precise pieces of transparent green plastic are potent parcels of practical tools.


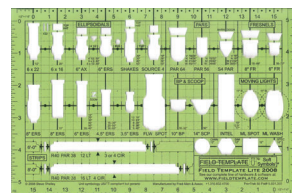


The Stage Plan Field Template series includes the most current lighting fixtures, featuring ETC Source Fours and Altman Shakespeares, along with scene machine, HMI, and moving light symbols. Hanging weight, cut color size, and all beam spread information is listed adjacent to each symbol. Template contains 34 symbols.

FT STAGE .25 Stage Plan 1/4"	\$14.45
FT STAGE .5 Stage Plan 1/2"	\$17.85

The Field Template Lite series is the educational, more affordable version of the Stage Fixture Field Template. The symbols and their beam spread information are grouped for easier recognition.


FT LITE .25 Stage Plan Lite 1/4"	\$6.80
FT LITE .5 Stage Plan Lite 1/2"	\$7.65



The Field Template Rules! Stage Fixture Template reflects today's lighting manufacturers including; ETC, Altman, Selecon, along with generic moving light fixtures. Hanging weight, cut color size, and beam spread information are listed adjacent to each symbol. The symbols are represented in 1/2", 1/4", and 3/8" scale. These scales, along with 3/16" are printed on the top and bottom of the template - so scale rules are a thing of the past! Pre-punched to snap into a binder, it also acts as a divider. This template is a must-have for lighting designers.

FT RULES Full Imperial Stage Plan	\$25.96
--	---------

extra measure of security. In some areas, the use

	of safety cables is mandatory.
SC S	\$3.50
SC B	\$3.25

MULTI PURPOSE STAGEHAND WRENCH

This special wrench is "the" tool for hanging lights. The wrench fits most of the hardware on lighting fixtures and pipe clamps.

LA ALT MPW	\$42.11
-------------------	---------



Striplight Field Template series includes trunions, centering marks, hanging weight, color frame size, and all circuitry possibilities of most popular strips in use today. Also includes section and scenery bumper symbols and directional arrows to indicate PAR axis.

FT STRIP .25 Striplights 1/4"	\$18.80
FT STRIP .5 Striplights 1/2"	\$23.27

MEGA-COMBO TOOL

Mega-Combo 4-way pocket tool fits 3/4" hex head pan bolt, 1/2" square head pipe bolt, 5/16" square head micro-clamp pipe bolt, and 1/2" hex tilt bolt on most fixtures. Polished aluminum finish.

LA MCT WRENCH	\$11.88
----------------------	---------



LIGHTING TREE

MULTI-TIERED LIGHTING TREE

- height 7'2" to 11'2"
- weight 17.6 lbs.
- base diameter 62"
- total load capacity 150 lbs.
- black finish



ULTIMATE SUPPORT

LT Series, Multi-tiered, Heavy-duty, Extra Tall Lighting Tree with Aluminum Tripod Stand.

LA LT 88B \$249.99

LAMP BASES (SOCKETS)

Replacement lamp bases are available for most stage fixtures. Pictured below are the two most popular types. Please call or write for information on other types.

Medium Prefocus is used in many Fresnel and



Ellipsoidal fixtures, lamp types: BTL, EGE, EGG, T20/64, T12
LB MED PF \$21.60
LB MED 2PIN \$24.75

Medium 2 Pin includes 36" teflon coated wire leads and is used in Fresnel and many Ellipsoidal fixtures. Lamp types: EHD, EHG, FEL, FLK



CONNECTORS

PIN CONNECTORS

Plugs Plus or Bates brand 2P&G UL listed, compatible with all other 20 amp pin connectors.

CON PC M
Male \$8.00



CON PC F
Female \$7.50



U-GROUND CONNECTORS
(household type)
15 amp - 125 volt
2-Pole, 3-Wire



CON ED M Male \$7.15
CON ED F Female \$8.69

TWIST LOCK CONNECTORS
20 amp -
125 volt
2-Pole, 3-Wire
Grounding



CON NEW TWIST M Male \$12.46
CON NEW TWIST F Female \$15.60
 Please call for pricing on other connectors.

powerCON 20A

The powerCON is a locking 3 conductor equipment AC connector with contacts for line, neutral, and pre-mating ground contact. It replaces connectors wherever a very rugged solution in combination with a locking device is needed in order to guarantee a safe power connection. The powerCON is a connector without breaking capacity, i.e. the **powerCON should not be connected or disconnected under load or live.**



CON NAC3FCA Cable connector, power-in, screw terminals, blue \$9.81



CONNAC3MPA Chassis connector, power-in, 3/16" flat tab terminals, blue \$5.53



CON NAC3FCB Cable connector, power-in, screw terminals, grey \$9.81



CON NAC3MPB Chassis connector, power-out, 3/16" flat tab terminals, grey \$5.53

T - SERIES CONNECTORS
CSA approved and UL listed, 3S74
Cable size 2-4/0,
600 volts
rated per cable
capacity up to 405
amperes



CALL FOR DETAILS AND PRICING

- Quick assembly and disassembly. No special tools required
- High strength non-conductive locking pin

- Water and dust tight connection
- Special formulated rubber resists cracking in cold, and heat
- Double set screw or crimp style: #6-2/0 and 4/0 sleeve automatically adjusts to accept various sizes of cable
- Speed-Lok contacts
- No exposure to live contacts



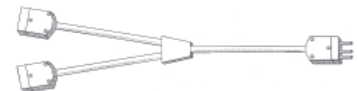
STAGE CABLE

12/3 SO cable, wired with 20 amp stage pin connectors (2P&G) or NEMA L5-20 twist lock connectors (NT)

CABLE 2P&G 25	25'	\$76.65
CABLE NT 25	25'	\$89.95
CABLE 2P&G 50	50'	\$125.30
CABLE NT 50	50'	\$149.10
CABLE 2P&G 75	75'	\$172.05
CABLE NT 75	75'	\$208.25
CABLE 2P&G 100	100'	\$222.60
CABLE NT 100	100'	\$267.40

Call for prices on other cable configurations

TWOFER



36" length, neoprene molded construction

CABLE TWOFER B	\$41.30
Molded Y with bare leads	
CABLE TWOFER 2PG	\$83.93
20 amp stage pin connectors	
CABLE TWOFER NT	\$97.93
NEMA L5-20 connectors	

Please contact us for Twofer prices with other connectors.

THREEFER

36" length, neoprene molded construction.

CABLE 3FER B	\$45.50
Molded Y with bare leads	
CABLE 3FER 2P&G	\$112.44
20 amp stage pin connectors	
CABLE 3FER NT	\$120.90

NEMA L5-20 connectors
 Please contact us for Threefer prices using other connectors.



CUSTOM CABLES

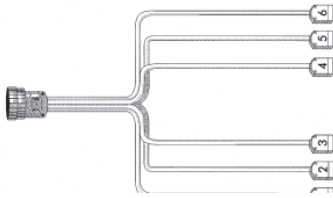
Please contact us for design assistance and pricing on multi-cable custom assemblies. Strain reliefs, cable cradles and clamps,

outlet boxes and connector strips are also available. Contact us for information.

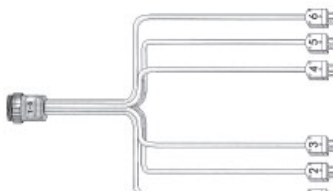
MULTI-CIRCUIT EXTENSION CABLES



BREAK-OUT CABLE ASSEMBLIES



BREAK-IN CABLE ASSEMBLIES



PIN SPLITTER II

This special tool is used, when necessary, to spread and clean the pins of a 20 amp 2P&G pin connector.

LA PIN SPLITTER

\$26.88

DMX CABLE

DMX cables are high quality cables used to run the DMX signal from a lighting console to the dimmers. Cable outer jacket is polyurethane. Inner liners are heat resistant. Connectors are Neutrik 5 pin, 3 pin on request. Contact us for prices on custom lengths.

cat#	length	price
CABLE DMX 2.5	2.5'	\$26.57
CABLE DMX 4	4'	\$27.80
CABLE DMX 5	5'	\$28.65
CABLE DMX 10	10'	\$32.75
CABLE DMX 15	15'	\$36.90
CABLE DMX 25	25'	\$45.15
CABLE DMX 50	50'	\$65.80

CABLE DMX 75	75'	\$86.45
CABLE DMX 100	100'	\$107.10
CABLE DMX 150	150'	\$148.40
CABLE DMX 200	200'	\$189.70

FALL PROTECTION

We offer two types of harnesses for fall protection use.



The FrenchCreek 631 Full Body Harness is a lightweight, comfortable full body harness featuring fully adjustable mating buckles and a "butt" strap of "high visibility" yellow webbing. The 631 has a D-ring centered in the back for attaching lanyards, shock absorbers and other fall arresting devices. This model is ideal for all around construction and theatre workers.

lanyards, shock absorbers and other fall arresting devices. This model is ideal for all around construction and theatre workers.

FP HARNESS ULTRA S

Small - Large Vest

\$52.45

FP HARNESS ULTRA X

Large - XLarge Vest

\$52.45

DBI/SALA Exofit X200 The X200 comfort harness is built with 6,000lb polyester webbing, nylon/polyester hybrid comfort padding and robust alloy steel hardware. Dorsal D-ring connections are faster and easier with the stand-up back D-ring. The anti-slide back D-ring plate design helps reduce dorsal D-ring slide. There are also locking torso-adjustment and quick-connect buckle options available to



DBI/SALA Exofit Vest-Style Full Body Harness

help your team maintain a safe and comfortable harness fit. Meets ANSI Z359.11, OSHA 1910.140, OSHA 1926.502 specifications.

FP HARNESS DBA/SALA S

Small Vest

\$370.00

FP HARNESS DBA/SALA M

Medium Vest

\$370.00

FP HARNESS DBA/SALA L

Large Vest

\$370.00

FP HARNESS DBA/SALA X

X Large Vest

\$370.00

MULTIVERSE® SHoW BABY®



City Theatrical's new Multiverse® SHoW Baby® is a wireless DMX transceiver that delivers breakthrough plug and play wireless DMX and RDM transmission. In its

default mode, it works like any other SHoW Baby 6 Transceiver, with six user selectable SHoW IDs. By connecting an RDM controller like DMXcat® Multi Function Test Tool, all of the revolutionary new 2.4GHz Multiverse SHoW IDs are accessible.

CIT SHOW SHoWBaby

\$414.30

CIT SHOW NODE Node

\$522.02

CIT SHOW PS Power Supply

\$66.29

CIT SHOW TRANSMITTER Transmitter

\$2,175.07



DMXcat® Multi Function Test Tool



City Theatrical's DMXcat® system consists of a small hardware interface device and a suite of mobile applications.

Together, they combine to bring DMX/RDM control plus several other functionalities to the user's smartphone for use wherever and whenever they are needed. DMXcat works with Android, iPhone, and Amazon Fire.

DMXcat-E®

DMXcat®-E is an expansion to City Theatrical's DMXcat® that allows for Ethernet control of a light fixture. It also allows users to perform cable testing of 5-pin XLR and RJ45 cables, as well as the ability to test and view PoE voltages.

CIT DMXcat

\$424.66

CIT DMXcat E

\$552.91

TAPE

GLOW IN THE DARK TAPE - After exposure to light, the tape glows green in the darkness. It is used for marking edges of platforms, stairs and for marking spots for placement of furniture or props during scene changes.

TAPE GLO	1" wide, 10 yard	\$17.70
TAPE S GLO	1/2" wide, 10 yard	\$14.00

GAFFERS TAPE - 2" wide, 55M rolls

TAPE 2 BLK	Black	\$19.00
TAPE 2 WHT	White	\$19.00
TAPE 2 RED	Red	\$19.00
TAPE 2 YLW	Yellow	\$19.00
TAPE 2 BLU	Blue	\$19.00
TAPE 2 GRY	Grey	\$19.00
TAPE 2 BRN	Brown	\$19.00
TAPE 2 GRN	Green	\$19.00
TAPE 2 TAN	Tan	\$19.00
TAPE 2 BUR	Burgundy	\$19.00

FLUORESCENT GAFFERS TAPE

	2" wide, 45M rolls	
TAPE 2 FLG	Fluorescent Green	\$21.80
TAPE 2 FLY	Fluorescent Yellow	\$21.80
TAPE 2 FBL	Fluorescent Blue	\$21.80
TAPE 2 FLP	Fluorescent Pink	\$21.80
TAPE 2 FLO	Fluorescent Orange	\$21.80
	4" wide, 60 yard roll	
TAPE 4 BLK	Black	\$43.50
TAPE 4 WHT	White	\$48.25

CONSOLE MARKING/LABELING TAPE

TAPE CMT	1" white tape	\$6.45
TAPE CMT .5	1/2" white tape	\$4.20
TAPE CMT .75	3/4" white tape	\$5.45

SPIKE TAPE 50 - 60 yard rolls. 1/2" cloth tape. Easy to take up.

TAPE S RED	Red	\$7.20
TAPE S YLW	Yellow	\$7.20
TAPE S BLU	Blue	\$7.20
TAPE S BRN	Brown	\$7.20
TAPE S GRN	Green	\$7.20
TAPE S TEAL	Teal	\$7.20
TAPE S PUR	Purple	\$7.20
TAPE S WHT	White	\$7.20
TAPE S FLB	Fluorescent Blue	\$7.60
TAPE S FLG	Fluorescent Green	\$7.60
TAPE S FLY	Fluorescent Yellow	\$7.60
TAPE S FLO	Fluorescent Orange	\$7.60
TAPE S FLP	Fluorescent Pink	\$7.60

METALLIC TAPE

Silver or gold mylar, 72 yard rolls

TAPE MET G .5	1/2" Gold	\$6.10
TAPE MET S .5	1/2" Silver	\$6.10
TAPE MET G 2	2" Gold	\$14.95
TAPE MET S 2	2" Silver	\$14.95

DUVE PRO TAPE

Black felt surface, 5 yard rolls

TAPE DUV 2	2" width	\$8.95
TAPE DUV 4	4" width	\$16.60

PRO STRIPES

OSHA Approved Safety Stripes

Black and yellow stripes

TAPE STR	18 yard roll, 2" width	\$8.00
-----------------	------------------------	--------

CABLE PATH TAPE

Zone coated gaffers tape, with adhesive only applied to outside edges to protect cable.

Yellow caution surface. 30 yard roll

TAPE CAB 4	4" width	\$36.20
TAPE 6B TUNNEL	6" width	\$39.10

FLOOR TAPE

Use for installing dance floor in temporary situations. Vinyl tape, 2" x 36 yards.

TAPE V BLK	Black	\$7.25
TAPE V WHT	White	\$7.25
TAPE V GRY	Grey	\$7.25
TAPE V CLR	Clear	\$7.25

ROSCO BLACKWRAP/PHOTOFOIL

BlackWrap®, Cinefoil™ and Photofoil™ are made using a flexible .002-inch thick aluminum substrate that is form-holding and both heat and weather resistant. Featuring a matte black coating on both sides, these materials are ideal for masking light leaks and eliminating unwanted reflections. It can quickly be molded to form barndoors, snoots, flags and other light controlling configurations. Lightweight, yet durable, this material can easily be positioned in place with tape, staples or adhesives. (As of July 2023, Rosco has combined GAM Blackwrap and Rosco Cinefoil into a single product line. The Photofoil line will be maintained.)

cat#	size	price
ROS BW 12	12" x 50'	\$46.80
ROS BW 24	24" x 25'	\$46.80
ROS BW 36	36" x 25'	\$61.20
ROS BW 48	48" x 25'	\$108.00
ROS PHOTOFOIL 12	12" x 10'	\$14.85
ROS PHOTOFOIL 24	24" x 10'	\$26.78

BLACKWRAP TAPE

GAM BW T	2" x 80'	\$61.75
-----------------	----------	---------

SUPER HEAT SHIELD

Rosco's Super Heat Shield Filter deflects heat from the color filter, minimizing the effects of high temperatures. Properly used, it increases the life of color filters in very hot fixtures without reducing light transmission.


Super Heat Shield should be positioned between the lens and the color filter, allowing space on each side of the filter for the escape of heated air.

ROS SHS	Sheets: 20" x 24"	\$20.90
ROS R SHS 25	Rolls: 24" x 25'	\$235.75

ROSCO UV FILTER

Rosco UV Filter effectively extends the life of your color filter by absorbing the damaging ultraviolet energy that can prematurely fade dyes. Using UV filter can extend the life of unprotected color media by three times or better.

R 3114	Sheets: 20" x 24"	\$9.70
R R3114-24	Rolls: 24" x 50'	\$211.50



CHINA MARKER PENCILS

White China Markers - peel off. Excellent for labeling color media.

CHINA S	\$1.00 each
CHINA DZ	\$10.00 /dz

BOOKS

THE ARTISTS COMPLETE HEALTH & SAFETY GUIDE -

Fourth Edition

by *Monona Rossol*




Newly revised with the most up-to-date information on safety requirements and protocols, The Artist's Complete Health and Safety Guide is required reading for anyone who regularly

uses or teaches with art and craft materials as well as for professionals who design or maintain art facilities.

BOOK ARTIST \$18.95

TECHNICAL THEATER FOR NONTECHNICAL PEOPLE


by *Drew Campbell*



In this thoroughly revised new edition, the popular guide firmly embraces the digital age with new content about digital audio, intelligent lighting, LED lighting, video projection, and show control systems.

Covering both traditional and digitally supported backstage environments, this book is an essential guide for working with every technical aspect of theater!

BOOK TECH \$17.05



STAGE LAMPS

Additional information on the lamps listed is available. Many other lamps, ranging from MR-16 to Bi-Pin Halogen to Xenon Miniature to Metal Halide, are available from our inventory or through special order. Syracuse Scenery supplies Philips, USHIO and Osram lamps. If you are not sure what lamp you need, contact us for prompt assistance.

cat#	watts	price	specifications	hours	cat#	watts	price	specifications	hours
LAMP BTL	500	\$17.20	T6, P28s, Med-Pf	750	LAMP FFS	1000	\$29.20	PAR64, GX16d, WFL	800
LAMP BTN	750	\$19.20	T7, P28s, Med-Pf	500	LAMP FFT	1000	\$20.50	T3.75, R7s	300
LAMP BTR	1000	\$19.29	T7, P28s, Med-Pf	200	LAMP FHM	1000	\$7.50	T3.75, R7s	300
LAMP BVT	1000	\$30.00	T7, P40S, Mog-Pf	500	LAMP FLE	360	\$14.95	82v MR16, GY5.32P	75
LAMP BWA	2000	\$105.00	T8, G38, Mog-Bp	500	LAMP FLK	575	\$17.15	115 v, T6, G9.5, Med2P	300
LAMP DTA	1500	\$84.35	T8, P40s, Mog-Pf	100	LAMP FTK	500	\$12.40	T6, GY9.5, Pref2P	200
LAMP DYS/BHC/DVY	600	\$11.00	T6, GZ9.5, 2p-Pf	75	LAMP GCA	250	\$9.50	T3.5, G5.3, M2P	500
LAMP EGE	500	\$21.40	T4, PS28s, Med-Pf	2000	LAMP GLA OSR	575	\$16.30	115v, G9.5, M2P Osram	1500
LAMP EGG	750	\$20.55	T5, PS28s, Med-Pf	200	LAMP GLC	575	\$16.30	115v, G9.5, M2P Osram	400
LAMP EGJ	1000	\$20.55	T6, PS28s, Med-Pf	400	LAMP GLD	750	\$16.30	T6, GY9.5, Med 2 Pin	300
LAMP EGT	1000	\$16.75	T7, G22, Med-Bp	200	LAMP GLE	750	\$16.30	T6, G9.5, Med2pin	1500
LAMP EHD	500	\$16.45	T5, G9.5, Med-2P	2000	LAMP HMI 1200WGS	1200	\$95.00	100v, BT8, SFC15.5	750
LAMP EHG	750	\$16.45	T5, G9.5, Med-2P	2000	LAMP HPL 575	575	\$16.25	T6, G9.5HS	300
LAMP EHR	400	\$12.80	T4, R7s	2000	LAMP HPL 575 115v	575	\$16.25	115v, T6, G9.5HS	300
LAMP ELC 7	250	\$10.00	24v, GX5.3, MR16	700	LAMP HPL 575 115v LL	575	\$16.25	115v, T6, G9.5HS	2000
LAMP EMD	750	\$17.00	T3, R7s	300	LAMP HPL 575 LL	575	\$16.25	T6, G9.5HS	2000
LAMP ESP	150	\$13.55	T4, BA15d, DcBay	1000	LAMP HPL 750	750	\$16.25	T6 G9.5 HS	300
LAMP ETB	250	\$13.40	T4, BA15d, DcBay, Frost	2000	LAMP HPL 750 115v	750	\$16.25	115v, T6, G9.5HS	300
LAMP ETC	150	\$13.71	T4, BA15d, DcBay	2000	LAMP HPL 750 115v LL	750	\$16.25	115v, T6, G9.5HS	2000
LAMP EVC (HLX64657)	250	\$3.70	24v, T4, G6.35, QT8500	300	LAMP HPL 750 LL	750	\$16.25	T6, G9.5HS	2000
LAMP EVR	500	\$13.25	T4, E11, Minican	2000	LAMP HTI 400W/24	400	\$323.75	BT4.5, Cable Plug	750
LAMP EXN	50	\$9.45	12v MR16, GU5.3, M2P	2500	LAMP HTI 400W/75S	400	\$140.00	49v, SFC10-4	1000
LAMP FAD	650	\$10.70	T4, R7s	100	LAMP HX 600	575	\$17.90	115v, T6, G9.5, Med2P	300
LAMP FCL	500	\$2.35	T3, R7s	2600	LAMP HX 601	575	\$18.50	115v, T6, G9.5, Med2P	1500
LAMP FCM	1000	\$6.85	T3.75, R7s	300	LAMP IF 1000	1000	\$25.20	PS52, MogSB	
LAMP FDB	1500	\$26.15	T4, R7s	400	LAMP IF 500	500	\$8.25	PS35, MogSB	2500
LAMP FDN	500	\$12.95	T2.5, R7s, Frost	400	LAMP IF 750	750	\$18.00	PS52, MogSB	
LAMP FEL	1000	\$13.90	T6, G9.5, Med2P	300	LAMP MSD 250/2	250	\$150.00	70v, GY9.5, Pref2P	2000
LAMP FER	1000	\$24.70	T6, R7s	500	LAMP MSD 575 HR	575	\$320.00	GX22, Hot Restrike	2000
LAMP FFN	1000	\$29.20	PAR64, GX16d, VN5P	800	LAMP MSR 1200	1200	\$330.00	90v, G22, MedBP	1000
LAMP FFP	1000	\$29.20	PAR64, GX16d, NSP	800	LAMP MSR 700/2	700	\$340.00	72v, G22, MedBP	1000
LAMP FFR	1000	\$29.20	PAR64, GX16d, MFL	800	LAMP NPA	575	\$55.00	115v, PGJX50	1500
LAMP FFR ALU	1000	\$15.00	PAR64, GX16d, MFL	800	LAMP PAR46 200M	200	\$29.40	PAR46, GX16d, MFL	2000

LAMP PAR46 200N	200	\$29.40	PAR46, GX16d, NSP	2000
LAMP PAR56 300 ALU M	300	\$10.00	PAR56, GX16d, MFL	2000
LAMP PAR56 300 ALU N	300	\$10.00	PAR56, GX16d, NSP	2000
LAMP PAR56 300 ALU W	300	\$10.00	PAR56, GX16d, WFL	2000
LAMP PAR56 300M	300	\$20.00	PAR56, GX16d, MFL	2000
LAMP PAR56 300N	300	\$20.00	PAR56, GX16d, NSP	2000
LAMP PAR56 300W	300	\$20.00	PAR56, GX16d, WFL	2000
LAMP PAR56 500 ALU W	300	\$15.00	PAR56, GX16d, WFL	2000
LAMP PAR56 500M	500	\$30.80	PAR56, GX16d, MFL	4000
LAMP PAR56 500N	500	\$30.80	PAR56, GX16d, NSP	4000
LAMP PAR56 500W	500	\$30.80	PAR56, GX16d, WFL	4000
LAMP PAR64 500 MFL	500	\$30.80	PAR64, GX16d, MFL	2000
LAMP PAR64 500 NSP	500	\$30.80	PAR64, GX16d, NSP	2000
LAMP PAR64 500 WFL	500	\$30.80	PAR64, GX16d, WFL	2000
LAMP PAR64 ALU N	1000	\$15.00	AluPAR64, GX16d, NSP	800
LAMP QXL 750/77	750	\$36.25	77v, T6, QXL	300
LAMP QXL 750/77/X	750	\$40.00	77v, T6, QXL	1500
LAMP T10 25W	25	\$1.99	T10, E26Med	1000
LAMP VL1K	1000	\$37.00	115v 8-C-13D G22	300


*Discontinued item, available while supplies last.



EXN



HPL-575

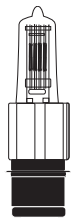


FFN,
FFP,
FFR,
FFS



EHD,
EHG,
FEL

BTL,
BTN



FFT,
FDB



COLOR MEDIA

ROSCOLUX

Swatchbook 1.5"x3.25"

R Swatch

20" x 24" sheets

- R 00 Clear
- R 01 Lt Bastard Amber
- R 02 Bastard Amber
- R 302 Pale Bastard Amber
- R 03 Dk Bastard Amber
- R 04 Med Bastard Amber
- R 304 Pale Apricot
- R 05 Rose Tint
- R 305 Rose Gold
- R 06 No Color Straw
- R 07 Pale Yellow
- R 08 Pale Gold
- R 09 Pale Amber Gold
- R 10 Medium Yellow
- R 310 Daffodil
- R 11 Light Straw
- R 12 Straw
- R 312 Canary
- R 13 Straw Tint
- R 313 Light Relief Yellow
- R 14 Medium Straw
- R 15 Deep Straw
- R 16 Light Amber
- R 316 Gallo Gold
- R 17 Light Flame
- R 317 Apricot
- R 18 Flame
- R 318 Mayan Sun
- R 19 Fire
- R 20 Medium Amber
- R 21 Golden Amber
- R 321 Soft Golden Amber
- R 22 Deep Amber
- R 23 Orange
- R 24 Scarlet
- R 324 Gypsy Red
- R 25 Orange Red
- R 325 Henna Sky
- R 26 Light Red
- R 27 Medium Red
- R 30 Light Salmon Pink
- R 31 Salmon Pink
- R 331 Shell Pink
- R 32 Med Salmon Pink
- R 332 Cherry Rose
- R 33 No Color Pink
- R 333 Blush Pink
- R 34 Flesh Pink
- R 35 Light Pink
- R 36 Medium Pink
- R 336 Billington Pink
- R 37 Pale Rose Pink
- R 337 True Pink
- R 38 Light Rose
- R 39 Skelton Exotic Sangria
- R 339 Broadway Pink

- R 40 Light Salmon
- R 41 Salmon
- R 42 Deep Salmon
- R 342 Rose Pink
- R 43 Deep Pink
- R 343 Neon Pink
- R 44 Middle Rose
- R 344 Follies Pink
- R 45 Rose
- R 46 Magenta
- R 346 Tropical Magenta
- R 47 Lt Rose Purple
- R 347 Belladonna Rose
- R 48 Rose Purple
- R 348 Purple Jazz
- R 49 Medium Purple
- R 349 Fisher Fushia
- R 50 Mauve
- R 51 Surprise Pink
- R 351 Lavender Mist
- R 52 Light Lavender
- R 53 Pale Lavender
- R 353 Lilly Lavender
- R 54 Special Lavender
- R 55 Lilac
- R 355 Pale Violet
- R 56 Gypsy Lavender
- R 356 Middle Lavender
- R 57 Lavender
- R 357 Royal Lavender
- R 58 Deep Lavender
- R 358 Rose Indigo
- R 59 Indigo
- R 359 Medium Violet
- R 60 No Color Blue
- R 360 Clearwater
- R 61 Mist Blue
- R 361 Hemsley Blue
- R 62 Booster Blue
- R 362 Tipton Blue
- R 63 Pale Blue
- R 363 Aquamarine
- R 64 Light Steel Blue
- R 364 Blue Bell
- R 65 Daylight Blue
- R 365 Tharon Delft Blue
- R 66 Cool Blue
- R 366 Jordan Blue
- R 67 Light Sky Blue
- R 367 Slate Blue
- R 68 Sky Blue
- R 368 Winkler Blue
- R 69 Brilliant Blue
- R 369 Tahitian Blue
- R 70 Nile Blue
- R 370 Italian Blue
- R 71 Sea Blue
- R 371 Theatre Booster 1
- R 72 Azure Blue
- R 372 Theatre Booster 2
- R 73 Peacock Blue
- R 373 Theatre Booster 3
- R 74 Night Blue
- R 374 Sea Green
- R 75 Twilight Blue
- R 375 Cerulean Blue
- R 76 Light Green Blue
- R 376 Bermuda Blue
- R 77 Green Blue
- R 377 Iris Purple
- R 78 Trudy Blue
- R 378 Alice Blue
- R 79 Bright Blue
- R 80 Primary Blue

- R 81 Urban Blue
- R 381 Baldassari Blue
- R 82 Surprise Blue
- R 382 Congo Blue
- R 83 Medium Blue
- R 383 Sapphire Blue
- R 84 Zephyr Blue
- R 384 Midnight Blue
- R 85 Deep Blue
- R 385 Royal Blue
- R 86 Pea Green
- R 386 Leaf Green
- R 87 Pale Yellow Green
- R 88 Light Green
- R 388 Gaslight Green
- R 89 Moss Green
- R 389 Chroma Green
- R 90 Dk Yellow Green
- R 91 Primary Green
- R 92 Turquoise
- R 392 Pacific Green
- R 93 Blue Green
- R 393 Emerald Green
- R 94 Kelly Green
- R 95 Med Blue Green
- R 395 Teal Green
- R 96 Lime
- R 97 Light Grey
- R 397 Pale Grey
- R 98 Medium Grey
- R 398 Neutral Grey
- R 99 Chocolate
- Roscolux**
- Diffusion**
- R 100 Frost
- R 101 Light Frost
- R 102 Lt Tough Frost
- R 103 Tough Frost
- R 104 Tough Silk
- R 105 Tough Spun
- R 106 Lt Tough Spun
- R 111 Tough Rolux
- R 112 Opal Tough Frost
- R 113 Matte Silk
- R 114 Hamburg Frost
- R 115 Lt Rolux
- R 116 Tough White Diffusion
- R 117 Tough 1/2 White Diffusion
- R 118 Tough 1/4 White Diffusion
- R 119 Light Hamburg Frost
- R 120 Red Diffusion
- R 121 Blue Diffusion
- R 122 Green Diffusion
- R 124 Red Cyc Silk
- R 125 Blue Cyc Silk
- R 126 Green Cyc Silk
- R 127 Amber Cyc Silk
- R 140 Subtle Hamburg Frost
- R 132 1/4 Hamburg Frost Diffusion
- R 160 Light Tough Silk
- R 162 Light Opal
- R 163 Powder Frost
- Roscolux**
- Storaro Selection**
- R 2001 Storaro Red
- R 2002 Storaro Orange

- R 2003 Storaro Yellow
- R 2004 Storaro Green
- R 2005 Storaro Cyan
- R 2006 Storaro Azure
- R 2007 Storaro Blue
- R 2008 Storaro Indigo
- R 2009 Storaro Violet
- R 2010 Storaro Magenta
- Roscolux**
- CalColor**
- R 4515 CC15 Yellow
- R 4530 CC30 Yellow
- R 4560 CC60 Yellow
- R 4590 CC90 Yellow
- R 4615 CC15 Red
- R 4630 CC30 Red
- R 4660 CC60 Red
- R 4690 CC90 Red
- R 4815 CC15 Pink
- R 4830 CC30 Pink
- R 4860 CC60 Pink
- R 4890 CC90 Pink
- R 4715 CC15 Magenta
- R 4730 CC30 Magenta
- R 4760 CC60 Magenta
- R 4790 CC90 Magenta
- R 4915 CC15 Lavender
- R 4930 CC30 Lavender
- R 4960 CC60 Lavender
- R 4990 CC90 Lavender
- R 4215 CC15 Blue
- R 4230 CC30 Blue
- R 4260 CC60 Blue
- R 4290 CC90 Blue
- R 4315 CC15 Cyan
- R 4330 CC30 Cyan
- R 4360 CC60 Cyan
- R 4390 CC90 Cyan
- R 4415 CC15 Green
- R 4430 CC30 Green
- R 4460 CC60 Green
- R 4490 CC90 Green
- Roscolux**
- Cinegel**
- Additional Cinegel sheets and rolls are available.*
- R 3000 Tough Rolux
- R 3001 Lt Tough Rolux
- R 3002 Soft Frost
- R 3004 Half Density Soft Frost
- R 3006 Tough Spun
- R 3007 Lt Tough Spun
- R 3008 Tough Frost
- R 3009 Lt Tough Frost
- R 3410 Roscosun 1/8 CTO
- R 3409 Roscosun 1/4 CTO
- R 3408 Roscosun 1/2 CTO
- R 3411 Roscosun 3/4 CTO
- R 3407 Roscosun CTO
- R 3444 Eighth Straw 1/8 CTS
- R 3443 Quarter Straw CTS
- R 3442 Half Straw CTS
- R 3441 Full Straw CTS
- R 3405 Roscosun 85N.3
- R 3406 Roscosun 85N.6
- R 3318 Tough 1/8

- Minusgreen
- R 3314 Tough 1/4 Minusgreen
- R 3313 Tough 1/2 Minusgreen
- R 3308 Tough Minusgreen
- R 3216 Eighth Blue
- R 3208 Quarter Blue
- R 3206 Third Blue
- R 3204 Half Blue
- R 3203 3/4 CTB
- R 3202 Full Blue
- R 3220 Double Blue
- R 3317 Tough 1/8 Plusgreen
- R 3316 Tough 1/4 Plusgreen
- R 3315 Tough 1/2 Plusgreen
- R 3304 Tough Plusgreen
- LEE FILTERS**
- 21" x 24" sheets*
- L 003 Lavender Tint
- L 007 Pale Yellow
- *L 013 Straw Tint
- *L 015 Deep Straw
- *L 026 Bright Red
- L 063 Pale Blue
- L 068 Sky Blue
- L 071 Tokyo Blue
- *L 079 Just Blue
- *L 090 Dark Yellow Green
- L 100 Spring Yellow
- L 101 Yellow
- L 102 Light Amber
- L 103 Straw
- L 104 Deep Amber
- L 105 Orange
- L 106 Primary Red
- L 107 Light Rose
- L 108 English Rose
- L 109 Light Salmon
- L 110 Middle Rose
- L 111 Dark Pink
- L 113 Magenta
- *L 115 Peacock Blue
- *L 116 Med Blue Green
- L 117 Steel Blue
- *L 118 Light Blue
- *L 119 Dark Blue
- *L 120 Deep Blue
- *L 121 Lee Green
- *L 122 Fern Green
- L 124 Dark Green
- L 126 Mauve
- L 127 Smokey Pink
- L 128 Bright Pink
- L 129 Heavy Frost
- L 130 Clear
- L 131 Marine Blue
- *L 132 Medium Blue
- L 134 Golden Amber
- L 135 Deep Golden Amber
- L 136 Pale Lavender
- L 137 Special Lavender
- L 138 Pale Green
- *L 139 Primary Green
- *L 141 Bright Blue
- L 142 Pale Violet
- L 143 Pale Navy Blue



- L 144 No Color Blue
- L 147 Apricot
- L 148 Bright Rose
- L 151 Gold Tint
- L 152 Pale Gold
- L 153 Pale Salmon
- L 154 Pale Rose
- L 156 Chocolate
- L 157 Pink
- L 158 Deep Orange
- L 159 No Color Straw
- L 161 Slate Blue
- L 162 Bastard Amber
- L 164 Flame Red
- L 165 Daylight Blue
- xL 166 Pale Red
- L 169 Lilac Tint
- L 170 Deep Lavender
- L 174 Dark Steel Blue
- L 176 Loving Amber
- L 179 Chrome Orange
- L 180 Dark Lavender
- *L 181 Congo Blue
- L 182 Light Red
- L 183 Moonlight Blue
- L 184 Cosmetic Peach
- xL 185 Cosmetic Burgundy
- L 186 Cosmetic Silver Rose
- L 187 Cosmetic Rouge
- L 188 Cosmetic Highlight
- L 189 Cosmetic Silver Moss
- xL 190 Cosmetic Emerald
- L 191 Cosmetic Aqua Blue
- L 192 Flesh Pink
- xL 193 Rosy Amber
- L 194 Surprise Blue
- *L 195 Zenith Blue
- L 196 True Blue
- *L 197 Alice Blue
- L 200 Double C.T. Blue
- L 201 Full C.T. Blue
- L 202 1/2 C.T. Blue
- L 203 1/4 C.T. Blue
- L 204 Full C.T. Orange
- L 205 1/2 C.T. Orange
- L 206 1/4 C.T. Orange
- L 207 C.T. Orange & .3 Neutral Density
- L 208 C.T. Orange & .6 Neutral Density
- L 209 .3 Neutral Density
- L 210 .6 Neutral Density
- L 211 .9 Neutral Density
- L 212 L.C.T. Yellow
- L 213 White Flame



- Green
- L 214 Full Tough Spun
- L 215 Half Tough Spun
- L 216 White Diffusion
- L 217 Blue Diffusion
- L 218 1/8 C.T. Blue
- L 219 Fluorescent Green
- L 220 White Frost
- L 221 Blue Frost
- L 223 1/8 C.T. Orange
- L 224 Daylight Blue Frost
- L 225 Lee N.D. Frost
- L 226 Lee U.V.
- L 229 1/4 Tough Spun
- L 230 Super Correction L.C.T Yellow
- L 228 Brushed Silk
- L 232 Super White Flame
- L 236 H.M.I.
- L 237 C.I.D.
- L 238 C.S.I.
- L 239 Polariser
- L 241 LEE Fluorescent 5700K
- L 242 LEE Fluorescent 4300K
- L 243 LEE Fluorescent 3600K
- L 244 Lee Plus Green
- L 245 Half Plus Green
- L 246 1/4 Plus Green
- L 247 Lee Minus Green
- L 248 Half Minus Green
- L 250 Half White Diffusion
- L 251 1/4 White Diffusion
- L 252 1/8 White Diffusion
- L 253 Hampshire Frost
- *L 254 New Hampshire Frost
- L 255 Hollywood Frost
- L 256 Half Hampshire Frost
- L 257 Quarter Hampshire Frost
- L 258 Eighth Hampshire Frost
- L 261 Tough Spun FR-Full
- L 262 Tough Spun FR-3/4
- L 263 Tough Spun FR-1/2
- L 264 Tough Spun FR-3/8
- L 265 Tough Spun FR-1/4
- L 270 Scrim
- L 271 Mirror Silver
- L 272 Soft Gold

- Reflector
- L 273 Soft Silver Reflector
- L 274 Mirror Gold
- L 275 Black Scrim
- L 278 1/8 Plus Green
- L 279 1/8 Minus Green
- L 280 Black Foil
- L 281 3/4 CT Blue
- L 283 1-1/2 CT Blue
- L 285 3/4 CT Orange
- L 286 1-1/2 CT Orange
- L 287 Double CT Orange
- L 298 0.15 ND
- L 299 1.2 ND
- L 322 Soft Green
- L 323 Jade
- xL 325 Mallard Green
- L 327 Forest Green
- L 328 Follies Pink
- L 332 Special Rose Pink
- L 343 Special Med Lavender
- xL 344 Violet
- L 345 Fuchsia Pink
- L 352 Glacier Blue
- L 353 Lighter Blue
- L 354 Special Steel Blue
- *L 363 Special Med Blue
- L 366 Cornflower
- L 400 LEELux
- L 402 Soft Frost
- L 404 Half Soft Frost
- L 410 Opal Frost
- L 414 Highlight
- L 416 Three Quarter White Diffusion
- L 420 Light Opal Frost
- L 429 Quiet Frost
- L 430 Grid Cloth
- L 432 Light Grid Cloth
- L 434 1/4 Grid Cloth
- L 439 Heavy Quiet Frost
- L 441 Full C.T. Straw
- L 442 Half C.T. Straw
- L 443 1/4 C.T. Straw
- L 444 Eighth C.T. Straw
- L 450 3/8 White Diffusion
- L 452 1/16 White Diffusion
- L 460 Quiet Grid Cloth
- L 462 Quiet Light Grid Cloth
- L 464 Quiet 1/4 Grid Cloth
- L 500 Double New
- L 501 New Color Blue (Robertson Blue)
- L 502 Half New Color Blue
- L 503 Quarter New Color Blue
- L 504 Waterfront Green
- L 505 Sally Green
- L 506 Marlene
- L 507 Madge
- L 508 Midnight Maya
- L 511 Bacon Brown
- L 512 Amber Delight
- L 513 Ice and a Slice
- L 514 Double G&T
- L 525 Argent Blue
- L 550 ALD Gold
- L 600 Arctic White
- L 601 Silver
- L 602 Platinum
- L 603 Moonlight White
- L 604 Full C.T. Eight Five
- L 622 One and One Eighth Digital LED C.T.O.
- L 624 Full Digital LED C.T.O.
- L 626 Seven Eighths Digital LED C.T.O.
- L 628 Three Quarter Digital LED C.T.O.
- L 642 Half Mustard Yellow
- L 643 Quarter Mustard Yellow
- L 650 Industry Sodium
- L 651 HI Sodium
- L 652 Urban Sodium
- L 653 LO Sodium
- L 700 Perfect Lavender
- L 701 Provence
- L 702 Special Pale Lavender
- L 703 Cold Lavender
- L 704 Lily
- L 705 Lily Frost
- L 706 King Flas Lavender
- *L 707 Ultimate Violet
- L 708 Cool Lavender
- L 709 Electric Lilac
- L 710 Spir Special Blue
- L 711 Cold Blue
- L 712 Bedford Blue
- *L713 J. Winter Blue
- L 714 Elysian Blue
- *L 715 Cabana Blue
- *L 716 Mikkell Blue

- L 717 Shanklin Frost
- L 718 Half Shanklin Frost
- L 719 Colour Wash Blue
- L 720 Durham Daylight Blue
- *L 721 Berry Blue
- L 722 Bray Blue
- L 723 Virgin Blue
- L 724 Ocean Blue
- L 725 Old Steel Blue
- L 727 QFD Blue
- L 728 Steel Green
- *L 729 Scuba Blue
- L 730 Liberty Green
- L 731 Dirty Ice
- L 733 Damp Squib
- L 735 Velvet Green
- L 736 Twickenham Green
- *L 738 JAS Green
- L 740 Aurora Borealis Green
- L 741 Mustard Yellow
- L 742 Bram Brown
- L 744 Dirty White
- L 746 Brown
- L 747 Easy White
- L 748 Speedy Pink
- L 749 Hampshire Rose
- L 750 Durham Frost
- L 763 Wheat
- L 764 Sun Colour Straw
- L 765 LEE Yellow
- L 767 Oklahoma Yellow
- L 768 Egg Yolk Yellow
- L 770 Burnt Yellow
- L 773 Chinbox Amber
- L 774 Soft Amber Key1
- L 775 Soft Amber Key2
- L 776 Nectarine
- L 777 Rust
- * L 778 Millennium Gold
- L 779 Bastard Pink
- L 780 AS Golden Amber
- L 781 Terry Red
- L 787 Marius Red
- L 789 Blood Red
- L 790 Moroccan Pink
- L 791 Moroccan Frost
- L 793 Vanity Fair
- L 794 Pretty 'n Pink
- L 795 Magical Pink
- *L 797 Deep Purple
- L 798 Chrysalis Pink
- L 799 Special KH Lavender

GAM COLOR

20" x 24" sheets

- G 100 Gypsy Pink
- G 101 Lavender Blue
- G 103 Blue Rose
- G 104 Broadway Rose
- G 105 Antique Rose
- G 105X 3/4 Antique Rose
- G 106 1/2 Antique Rose
- G 107 1/4 Antique Rose
- G 108 1/8 Antique Rose
- G 109 Naked Pink
- G 110 Dark Rose
- G 120 Bright Pink
- xG 130 Rose
- G 135 Soft Pink
- G 140 Dark Magenta
- G 150 Pink Punch
- G 152 Party Pink
- G 155 Light Pink
- G 160 Chorus Pink
- xG 170 Dark Flesh Pink
- G 180 Cherry
- G 190 Cold Pink
- G 195 Nymph Pink
- G 220 Pink Magenta
- G 235 Pink Red
- G 245 Light Red
- G 250 Medium Red XT
- G 270 Red Orange
- G 280 Fire Red
- G 290 Fire Orange
- G 305 French Rose
- G 315 Autumn Glory
- G 320 Peach
- G 323 Indian Summer
- G 324 Dk Bastard Amber
- G 325 Bastard Amber
- G 327 Pale Sepia
- G 328 Tan Tone
- G 330 Sepia
- G 335 Coral
- G 340 Lt Bastard Amber
- G 342 Light Honey
- G 343 Honey (Full CTO)
- G 345 Deep Amber
- G 350 Dark Amber
- G 355 Amber Flame
- G 360 Amber Blush
- G 363 Sand
- G 364 Pale Honey
- G 365 Warm Straw
- G 370 Spice
- G 375 Flame
- G 380 Golden Tan
- G 382 Brass
- G 385 Light Amber
- G 388 Gold Rush
- G 390 Walnut
- G 395 Golden Sunset
- G 410 Yellow Gold
- G 420 Medium Amber
- G 425 Sunflower
- G 430 Warm Ivory
- G 433 Double Ivory
- G 435 Ivory
- G 440 Very Light Straw
- G 450 Saffron
- G 455 Yellow Sun

- G 460 Mellow Yellow
- G 470 Pale Gold
- G 480 Medium Yellow
- xG 510 No Color Straw
- G 515 Lime Yellow
- xG 520 New Straw
- G 525 Lime Sun
- G 535 Lime
- G 540 Pale Green
- G 570 Lt Green Yellow
- G 650 Grass Green (Primary)
- G 655 Rich Green
- G 660 Medium Green
- G 666 Wicked Green
- G 670 Emerald Green
- G 680 Kelly Green
- G 685 Pistachio
- G 690 Bluegrass
- G 710 Blue Green
- G 720 Lt Steel Blue
- G 725 Princess Blue
- G 730 Azure Blue
- G 740 Off Blue
- G 750 Nile Blue
- G 760 Aqua Blue
- G 770 Christel Blue
- G 780 Shark Blue
- G 785 Beverly Blue
- xG 790 Electric Blue
- G 810 Moon Blue
- G 813 Dk Moon Blue
- G 815 Moody Blue
- xG 820 Full Light Blue
- G 830 North Sky Blue
- G 835 Aztec Blue
- G 840 Steel Blue
- G 841 Diamond Blue
- G 842 Whisper Blue
- G 845 Cobalt
- G 847 City Blue
- G 848 Bonus Blue
- G 850 Blue (Primary)
- G 855 Blue Jazz
- xG 860 Sky Blue
- G 870 Winter White
- G 872 Opera White
- G 880 Daylight Blue
- G 882 Southern Sky
- G 885 Blue Ice
- G 888 Blue Belle
- G 889 Hot Blue
- G 890 Dark Sky Blue
- G 905 Dark Blue
- G 910 Alice Blue
- G 915 Twilight
- G 920 Pale Lavender
- G 925 Cosmic Blue
- G 930 Real Congo Blue
- G 940 Light Purple
- G 945 Royal Purple
- xG 948 African Violet
- xG 950 Purple
- G 960 Med Lavender
- G 970 Special Lavender
- G 980 Surprise Pink
- G 982 Lovely Lavender
- G 985 Ripe Plum
- G 990 Dark Lavender
- G 995 Orchid

GAM Diffusion and Cine-Filters are also available.

L CL Cool LED series is available


COLOR MEDIA PRICING

Roscolux	\$11.00	Lee Filters	\$11.00
GAM Color	\$11.00	HT Lee Filters	\$11.00
Roscolux Swatchbook			\$9.95

**High Temperature color may also be available for these colors. High Temperature filters have been discontinued. Some stock is still available.
x indicates discontinued color - sales are limited to quantities in stock*



Professional Communications for
Communications Professionals.



Main Stations

CCI CS 702 Portable Main Station
\$1,795.00

Rugged, lightweight, two-channel portable intercom station. Supports up to 30 headset stations. Operator can talk or listen on either channel, combine them, or access them separately without tying both channels together. Stage Announce output with relay for external paging. Speaker jack for external monitoring. 3'0" H x 8.125" W x 10" D, weight 5.2 lbs.



Beltpacks

BELTPACKS-SERIES 700

These superbly-designed beltpack headset stations feature high-quality audio, and programmable talk and listen function. Each model utilizes noiseless, digital electronic switching on audio circuits. Push pull output supplies high levels of audio in headsets.

CCI RS 701 Single-Channel Standard Beltpack \$400.00
Encore single-channel standard beltpack. Four-pin male headset connector and three-pin female/male loop through intercom line connectors.



#CC 300 #CC 400

Headsets

CCI CC 300 Single-ear standard HS XLR-4F \$365.00

Single enclosed ear headset with superior audio quality and on/off switch in gooseneck microphone boom includes HS-ES ear sock and headset bag, field removable four-pin female XLR for standard Clear-Com connection.

CCI CC 400 Double-ear standard HS XLR-4F \$435.00

Double enclosed ear headset with superior audio quality and on/off switch in gooseneck microphone boom includes HS-ES ear socks and headset bag, field removable four-pin female XLR for standard Clear-Com connection.



#CC-28

CCI CC 28 Premium lightweight single ear intercom headset features high performance and cardioid dynamic microphones that high quality audio and modern styling.

\$275.00

FS II-Base-II-5



FreeSpeak II-Base-II-5

The FreeSpeak II-Base-II-5 is a standalone wireless system that can connect up to 5 full-duplex beltpacks. Up to 10 active transceiver antennas can enable beltpack-to-base station distance range up to 3,200ft (1,000m). The system has 4-wire and partyline intercom connectivity, program feed input, stage announce, IFB, up to 5 wireless partyline groups and partyline call alert functionality. The base station can intelligently mix 1.9GHz and 2.4GHz system components, such as wireless beltpacks and transceiver antennas on the same system.

CCI FS II BASE-5 \$8,475.00
(Components and systems with fewer beltpacks are also available)

Additional Clear-Com® Intercom Systems equipment is available.

CLEAR-COM HEADSET COMPARISON CHART

	CC-300	CC-400	CC-28
APPLICATIONS	Broadcast, theatrical, institutional, others needing extreme durability and excellent audio quality with one ear free	Broadcast, theatrical, institutional, others needing extreme durability and excellent audio quality with high isolation	Broadcast, on-camera, lower-noise environments needing full-range audio, low profile, and light weight
NUMBER OF EARPIECES	One	Two	One
EARPIECE TYPE	Closed	Closed	Closed
EXTERNAL NOISE ISOLATION	Moderate (single ear)	High	Low (single ear)
FREQUENCY RESPONSE	Full-range audio with vocal presence	Full-range audio with vocal presence	Smooth full-range audio
DURABILITY	Virtually unbreakable	Virtually unbreakable	For lighter duty use
HEADSET MATERIAL	ABS and Duracon	ABS and Duracon	Plastic with moderate gauge steel
MICROPHONE	High-quality cardioid	High-quality cardioid	Cadroid Dynamic
TRANSDUCER TYPE	Noise-canceling dynamic	Noise-canceling dynamic	Directional dynamic
MIC FREQUENCY RESPONSE	70 Hz - 18 kHz	70 Hz - 18 kHz	200 Hz - 10 kHz
MIC BOOM ROTATION (for left or right-side use)	300 degrees	300 degrees	300 degrees
IMPEDANCE: MIC/EARPIECE	220 ohms/420 ohms	220 ohms/220 ohms	200 ohms/320 ohms
CABLE TYPE & LENGTH	Straight 4-wire 5.5 ft/1.75m	Straight 6-wire 5.5 ft/1.75m	Straight 4-wire 5 ft/1.75m
CONNECTOR & OPTIONS	4-pin XLR female (optional 4-pin XLR male)	4-pin XLR female (optional 4-pin XLR male and 6-pin binaural)	4-pin XLR female
WEIGHT (less cable)	9.9 oz/282 g	14.1 oz/399 g	3.1 oz/88 g



SNOW

Plastic scatter flakes

SNOW 5	5 pounds	\$39.90
SNOW 10	10 pounds	\$75.00
SNOW 25	25 pounds	\$125.00

BREAKAWAYS

Bottles and Glasses are shipped only in lots of 6 each.



BR BEER G	Green Beer Bottle	\$29.45
BR BEER B	Brown Beer Bottle	\$29.45
BR WHISKEY C	Clear Whiskey Bottle	\$29.45
BR WHISKEY B	Brown Whiskey Bottle	\$29.45
BR WINE C	Clear Wine Bottle	\$29.45
BR WINE B	Brown Wine Bottle	\$29.45
BR COKE	Green Coca-Cola Bottle	\$29.45
BR WATER	Clear Water Glass	\$36.96
BR CHAMPAGNE B	Green Champagne Bottle	\$36.96
BR MEDICINE	Medicine Bottle	\$29.45

MIRROR BALLS



Mirror balls create an unbounded reflection of light.

cat#	diameter	motor size	price
MB 12	12"	AAA	\$59.99
MB 16	16"	AA	\$119.99

CEILING TURNER MOTORS

cat#	mirror ball diameter	speed	price
MBM AAA	up to 24"	3 rpm	\$53.10
MBM AA	up to 20"	1 rpm	\$53.10

Le FLAME



The Le Flame offers an amazingly realistic flames effect with the use of light, air flow and fabric. The Le Flame is available as a stand-alone kit to be incorporated

into any scenic element or combined with the Le Flame hanging bowl or post mounted bowl (sold separately)

cat#	description	price
ULTR CLF 5000	Le Flame Module 110v	\$344.77
ULTR CLF 5005	Le Flame Module 110v w/ Post Bowl	\$431.25
ULTR CLF 5004	Le Flame Module 110v w/ Hanging Bowl & Chains	\$462.82

FOG PRODUCTS

ROSCO FOG MACHINE - VAPOUR SERIES

Packed with features to meet the needs of professional effects technicians, the Vapour is the workhorse of Rosco's newest range of fog machines and is engineered for peak



performance, solid reliability and ease of maintenance. Precise output control allows the Vapour the widest range of atmospheric effects and makes it versatile for use in virtually any venue. The Vapour Plus produces a massive blast of fog! And then... more fog. The colossal fogger is able to fill the largest venues and create the most impressive bursts of fog needed - yet it's small enough to mount in box truss and power from a single mains circuit. The Rosco V-Hazer allows consistent and smooth haze that hangs for hours with only minimal replenishment. The V-Hazer is fast, efficient, quiet, and rock-solid reliable.

cat#	price
ROS FM VAPOUR	\$1,176.25
ROS FM VAPOUR PLUS	\$1,465.50
ROS FM VHAZER	\$1,555.25

ROSCO FOG FLUID

For nearly twenty years, Rosco Fog Fluid has been the most widely used fog fluid in theatre, live entertainment and theme parks. When vaporized, this unique formulation produces a dense, realistic fog which has no unpleasant odor. MSDS sheet and additional information is available.



cat#	size	price
FOG FF FOG 1L	Liter	\$33.25
FOG FF FOG 4L	4 litre	\$109.25

STAGE & STUDIO FLUID

This special formulation offers many of the same features that Rosco Fog Fluid does, with

two additional benefits. This special fluid, when used with any of Rosco's fog machines, will dissipate more quickly than standard fluid. This is especially useful for theatrical or video applications where the effect must appear and disappear on cue. When properly chilled (through the use of the Rosco Chiller Module), the Stage and Studio Fluid generates an excellent low-lying fog.

cat#	size	price
FOG FF STAGE 1L	Liter	\$38.00
FOG FF STAGE 4L	4 Litre	\$114.00

HEALTH WARNING: Vapor from fog fluids, like any other common material - in an aerosolized state, may be irritating to or cause allergic symptoms in some persons with allergic sensitivity. Do not fog in the presence of known asthmatics.

Please call or write for information on other Rosco Fog Machines and additional fog fluids.

ULTRATEC SHOW FOGGER PRO

Impressive Output - Huge, continuous fog output from a re-engineered heat exchanger. **Design Ingenuity** - A simple, yet effective fog machine incorporating a large heating block, a powerful whisper-quiet pump, and Ultratec's



cutting-edge Rapid Change Technology. **Attractive Durability** - A large one-gallon integrated fluid tank prevents leaks and drips, a special hammer-tone finish resists scratches and wear, and a built-in handle balances off a sleek rugged chassis.

Unbeatable Value - Comes standard with a 25 ft. deluxe remote, an onboard microprocessor, and a spare Rapid Change Rebuild Kit, all for much less than any other machine in its class. Ultratec fluids appropriate for use in the Show Fogger Pro include: Maxi Fog Fluid, Director's Choice Fog Fluid, Pro Beam Fog Fluid, Molecular Fog Fluid, Quick Dissipating Fog Fluid, Extra Quick Dissipating Fog Fluid.

cat#	description	price
ULTR SHOW	Show Fogger Pro (Timer Remote Included)	\$1,422.79

ULTR SHOW C	Road Case	\$555.00
--------------------	-----------	----------

ULTRATEC RADIANCE HAZER

Ultratec's Radiance Haze Machine represents a major advancement in water-based haze

technology. Features include: Built-in DMX that controls both the haze output and internal fan. This combination offers excellent haze control and even dispersion. The Radiance can also be



operated by an optional remote, or by utilizing the onboard variable settings. Additional features include an IDC removable power cable and multi-use bracket. The Radiance uses the Neutron Haze Fluid which is a proven fluid that offers the best in low consumption and great hang time. It utilizes the various sizes of the Ultratec fluid containers. Serviceability is key; built with Ultratec's innovative 4-port rapid clean vaporizer, the radiance can be cleaned and returned to service in less than 15 minutes.

cat#	description	price
ULTR RAD	Radiance Haze Machine	\$1,788.580
ULTR RAD R	Radiance Hazer Remote	\$212.73
ULTR RAD C	Radiance Road Case	\$1,390.46

ULTRATEC DRYICER

The DryIcer is a clear world leader among portable dry-ice machines. Molded from heat resistant cross-linked polyethylene, the machine features a dry-ice capacity of approximately 20



pounds, giving a running time of approximately five minutes. The flow rate is controlled by a four step ratchet lowering system which positions the basket at various depths in the boiling water, producing a powerful fog output through the front nozzle.

ULTR CLF 1810	DryIcer	\$1,734.60
ULRT CLF 2995	4" x 25' Ducting Hose	\$256.00

ULTRATEC FOG FLUIDS

cat#	description	price
FOG FF ULTR LUM7 4	4 litre Haze Fluid	\$154.416
FOG FF ULTR LUM7 2	2 litre Haze Fluid	\$95.24

FOG FF ULTR DC4	4 litre Director's Choice Fog Fluid	\$77.15
FOG FF ULTR Q4	4 litre Quick Dissipating Fog Fluid	\$69.09
FOG FF ULTR PB 4	4 litre Pro Beam Long Lasting Fog Fluid	\$64.23
FOG FF ULTR CFF4	4 litre Maximum Value Fog Fluid	\$45.28

Contact us for details on other Ultratec fog machines and fluids.

ULTRA HANDY FOGGER

The Ultra Handy Fogger Is Ultratec's latest addition to its award winning fog machine lineup and is its smallest and most portable yet. But do not let its small footprint fool you! The Ultra Handy Fogger makes no compromises, producing Ultratec's signature fog effect so widely used in the industry.

Run Time: 20 Minutes
Reheat Time: 8 Minutes
Fluid Consumption: Burst - 36cc/min.



cat#	description	price
ULTR CLF 8000	Ultra Handy Fogger	\$1,640.00
ULTR CLF 8010	Ultra Handy Fogger Road Case	\$463.00

SNOW MACHINE

ULTRATEC TRUE NORTH SNOW MACHINE

Creates snowfalls from light and fluffy to raging snowstorm with a simple twist of the Flow and Flake Size Control. Easy to set up and operate, the snow machine streams a continuous snow flow.



ULTR CLS 7200	True North Snow Machine	\$735.65
----------------------	-------------------------	----------



ULTRATEC TRUE NORTH SNOW FLUID

Creates realistic-looking snow. Fluid is odorless and environmentally safe.

cat#	description	price
ULTR CFF 3604	4 Liters	\$54.362

CONFETTI & STREAMERS

GRAND MAJESTIC AIR CANNON

Double barrel configuration. The capacity of each barrel is 1.5 lbs./ .68 kg of Pro Fetti or Cut Paper or up to 2.5 streamers.



Unit is triggered or activated by an electric valve from the internal air tank supply. It will launch Pro Fetti or cut paper up to 50 ft./15 m and Streamers up to 80 ft./24 m.

GRA PAP 1030	Air Cannon 110V	\$1,137.51
---------------------	-----------------	------------

GRAND MAJESTIC QUICK SHOT

Simple but very effective launcher for Streamers and Pro Fetti. Using a 16-g CO2 cartridge, you are able to launch these products to a height of 50 ft./15 m. It is equipped with a simple manual triggering mechanism. The Quick Shot does NOT require a lifting



cup or back pressure cap.	
GRA PAP 1015	\$90.08

PRO FETTI

Pro Fetti is 5/8 in. by 2 in. rectangular flame retardant tissue paper or metallic PVC strips. When launched, it spins and rotates slowly, creating an impressive "cascading waterfall" effect.



GRA PAP 1999	1 lb. Bag, Multi Color	\$17.10
GRA PAP 2030	1 lb. Box, Blue	\$19.95
GRA PAP 2033	1 lb. Box, Midnite Blue	\$19.95
GRA PAP 2035	1 lb. Box, Pink	\$19.95
GRA PAP 2040	1 lb. Box, Bright Orange	\$19.95
GRA PAP 2045	1 lb. Box, Red	\$19.95
GRA PAP 2050	1 lb. Box, Purple	\$19.95
GRA PAP 2060	1 lb. Box, Dark Green	\$19.95
GRA PAP 2065	1 lb. Box, Lavender	\$19.95
GRA PAP 2070	1 lb. Box, Light Green	\$19.95
GRA PAP 2085	1 lb. Box, Teal	\$19.95



Metallic PVC
GRA PAP 2412 1 lb. Bag, Silver \$34.77
GRA PAP 2414 1 lb. Bag, Gold \$34.77
GRA PAP 2415 1 lb. Bag, Multi Color \$34.77

GRA PAP 2500 1 lb. Stack, Silver/White \$57.29
GRA PAP 2502 1 lb. Stack, Gold/White \$57.29
GRA PAP 2504 1 lb. Stack, Blue/White \$57.29

STREAMERS

Streamers are made with bright beautiful colors 1/2 in. wide by 20 ft. long. When launched, the streamers uncoil, creating a "cascading waterfall" effect.



GRA PAP 2250C Dark Green \$8.51
GRA PAP 2265C Blue \$8.51
GRA PAP 2270C Yellow \$8.51
GRA PAP 2280C Metallic PVC, Silver \$15.97
GRA PAP 2285C Multi Color \$8.51
GRA PAP 2290C Red/White/Blue \$8.51

Additional colors and sizes available for Pro Fetti and Streamers. Please contact us for more information.

CONSUMABLES




GRA PAP 1010 2" Tethered Lifting Cup \$11.94
GRA PAP 1205 Co2 Cartridge (8 gm) \$2.20
GRA PAP 1200 Co2 Cartridge (16 gm) \$3.26
GRA PAP 1206 Co2 Cartridge (25 gm) \$10.80
GRA PAP 1207 Co2 Cartridge (38 gm) \$14.04
GRA PAP 1210 2" Back Pressure Caps (10 per package) \$11.37
GRA PAP 1220 2" Lifting Cups (10 per package) \$17.10



GAM Film/FX has been discontinued. Film loop stock is limited. Call for availability.

GAM FILM LOOPS

GAM FILM LOOP FL* Stock Film Loops \$94.05



GOBO HOLDERS



UNIVERSAL IRIS SLOT HOLDER

The Universal Iris Slot Holder has been carefully tooled and engineered to fit into many of the new generation of ellipsoidal fixtures including the ETC S4, Altman Shakespeare,

Strand SL, and Selecon Pacific Cool Light. An Iris Slot Holder allows a glass pattern to be placed in the iris slot of a fixture in the front of the gate, necessary for some thicker glass gobos. In addition the Universal Iris Slot Holder is double sided, allowing use of two gobos, glass and/or steel, in the iris slot at the same time.

PH UNIV Universal Iris Slot Holder \$30.00

GLASS GOBO HOLDERS

Glass gobos require a Channel Holder to allow for the additional thickness of the glass. The Iris Slot Gobo Holder allows a glass pattern to be placed in the iris slot of an ellipsoidal fixture, in front of the gate. The holder positions the gobo securely and holds it in the focal plane.

CHANNEL HOLDER

cat#	description	price
PH 14579	"B" Size Glass Channel Holder - Altman fixtures	\$16.25
PH 14686	"B" Size Glass Channel Holder - ETC S4	\$16.25

STEEL GOBO HOLDERS

PH 13586	"B" Size Sandwich Holder - Altman Fixtures	\$14.25
PH 13686	"B" Size Sandwich Holder - ETC Source 4	\$14.25

PH 13610 "A" Size Sandwich Holder - ETC Source 4 \$14.25

ROSCO PRISMATICS

Rosco Prismatics are multi-colored texture patterns. Prismatics, made up of tiny chips of dichroic colored glass, combine



the brilliant colors of Rosco Permacolor and the intricate deep textures of Image Glass to create a pattern which projects spectacular multi-colored textures. Use

Prismatics alone, combine them with other patterns (steel - make sure steel gobo is furthest from the lamp, or glass) or use them in the Double Gobo Rotator for remarkable moving effects. Six different color styles give a lighting designer maximum creative options. Prismatics are available in B size for 600 watt ellipsoidal spotlights and many moving light sizes.


Price each \$105.90

- DP 43801** Kaleidoscope
- DP 43802** Cool Lavender
- DP 43803** Spring Greens
- DP 43804** Sunset
- DP 43805** Blue Water
- DP 43806** Fiery Sun
- DP 43807** Warm Contrast
- DP 43808** Patriotic
- DP 43809** Crystalline

ROSCO IMAGE GLASS

Rosco's Image Glass is deeply textured glass that refracts and bends light into intricate patterns of light and grayscale images.


Altering the sharp focus of the fixture transforms the image into subtle and complex textured shadows. Image Glass is available in standard B Size or in smaller sizes for automated luminaires by special order.



Banded Image Glass



Hammered Image Glass



Dune Image Glass

Price each \$61.05

- DP 33600** Flower
- DP 33601** Lines
- DP 33602** Plume
- DP 33603** Light Plume
- DP 33604** Pebble
- DP 33605** Honeycomb
- DP 33607** Irregular Strands
- DP 33608** Banded Lines
- DP 33609** Lazy Swirls
- DP 33611** Pin Feathers

- DP 33613 Frost
- DP 33614 Blisters
- DP 33615 Coalescing Bubbles
- DP 33617 Hammered

More Choices may be viewed at us.rosco.com

ROSCO CUSTOM GOBOS

CUSTOM STEEL GOBOS

Custom gobos are a great way to enhance your lighting design. Your design can be made into a high quality steel gobo from virtually any type of original artwork. Delivery can be made as quickly as within three days. Send us your artwork by email, letting us know your delivery requirements and fixture. Please contact us for pricing information.

CUSTOM GLASS GOBOS

Through Rosco's innovative developments in technology and unique manufacturing methods, Rosco has raised the bar in gobo production. New custom glass gobos are designed to produce the highest quality resolution for any unique design. Production methods offer flexibility for the desired artwork, projector, and glass gobo type, allowing each gobo to be truly customized from a 4mm image area and up. Custom colored glass gobos are made by stacking layers of dichroic glass with custom, etched patterns on top of each other in order to subtractively mix the colors needed for the image.

B SIZE

DP CGBW	Black & White	\$154.00
DP CGBW COPY	Copy	\$80.50
DP CG1C	1 Color	\$154.00
DP CG1C COPY	Copy	\$80.50
DP CG2C	2 Color	\$301.00
DP CG2C COPY	Copy	\$218.50
DP CGHIDEF MC	HiDef Multi Color	\$475.75
DP CGMC CP	Copy	\$329.25

CUSTOM PLASTIC COOL INK GOBOS

Rosco Custom Plastic Gobos are an excellent short-term projection solution. Plastic gobo technology has been evolving since Rosco introduced its innovative iPro Slides in 2000. Rosco continues to offer these award-winning plastic gobos for use with the iPro Image Projector inside a traditional ellipsoidal.

Cool-running LED ellipsoidals, however, are increasingly used as image projectors in stage and event lighting designs. Because many of these fixtures generate significantly less heat, Rosco also offers Cool Ink and Cool Ink HD Plastic Gobos that use the same proprietary, user-tested slide film and printing techniques as an iPro Slide. Please contact us for pricing information.

IMAGEPRO GOBOS

ImagePro™ offers users an easy,

inexpensive solution for projecting photographic quality images in a theatrical setting. ImagePro™ delivers bright, visible full-color images that will last between 15 and 50 hours. Create your own or choose from Rosco stock slides. For use in Rosco ImagePro™ Slide Projector (*discontinued*).

ROS IP SLIDE LIB	Stock Slide	\$45.90
ROS IP C SLIDE	Custom Slide	\$48.38
ROS IP SLIDE KIT	Slide Kit	\$35.55

See Rosco's Slide Library at www.rosco.com and contact us for more IPro Accessories.

ROSCO I-CUE INTELLIGENT MIRROR™



The Rosco I-Cue Intelligent Mirror is an ellipsoidal spotlight attachment that allows you to use your spotlight with much greater flexibility and control. The unit slides into the color slot of the ETC Source 4, Altman Shakespeare, Strand SL, and Selecon Pacific. The major function of the unit is to reposition the beam of light so a single spotlight in a fixed position can be used for multiple specials in dozens of locations. With its onboard DMX, the unit is controlled directly from your lighting console, giving you precise control of the mirrors pan and tilt motion. A Power Supply Unit is necessary to get 24v DC to the I-Cue, and you can daisy chain multiple units from one Power Supply. The I-Cue is compatible with many common power supplies. A complete specification sheet is available.

ROS ICUE	I-Cue	\$949.25
----------	-------	----------



ROSCO POWERSUPPLY UNIT

Unit is designed to control the Rosco Double and Single Indexers, as well as the Rosco I-Cue Intelligent

Mirror. The power supplies deliver 24v DC via 4 pin XLR connectors to a single or multiple units. The Power Supply Unit controls up to 50 watts and has built-in voltage auto-sensing.

ROS PSU 51	for up to 50 watts	\$327.00
------------	--------------------	----------

GOBO ROTATORS

ROSCO SIMPLESPIN DUAL GOBO ROTATOR

An endless list of effects is possible using the SimpleSpin dual gobo rotator and Rosco steel and glass gobos. A single, variable speed stepper motor is used to rotate two B size gobos always rotating in opposition. SimpleSpin is primarily a manual control, "set and forget" device. This is especially convenient in venues where more sophisticated DMX control is either unavailable or unnecessary. In instances where varying speed control is needed, SimpleSpin can be plugged into a dimmer and controlled by a lighting desk.



ROS GR SS	Simple Spin Dual Rotator	\$548.75
-----------	--------------------------	----------

ROSCO REVOPRO DUAL PROGRAMMABLE ROTATOR

RevoPro works anywhere. The auto sensing, auto switching internal power supply means RevoPRO works anywhere you have mains power available. No DMX at the far front of house, or in the museum atrium? Dial in speed and direction on the RevoPRO LCD display and store to the memory buffer. Power-up to recall that program, power down at the end of the day. No dmx needed.



ROS GR RP	RevoPRO Rotator	\$792.25
-----------	-----------------	----------


APOLLO SMART MOVE

The Smart Move™ DMX gobo rotator by Apollo provides multi-direction rotation for one or two gobos. Features:

- 19 Pre-programmed effects or design your own
- Smooth Quiet Operation
- Simple Controls
- Infinitely Variable Speeds from 0-21rpm
- DMX Control and Indexing



APO SMART MOVE DMX		\$549.00
--------------------	--	----------





Syracuse Scenery is pleased to offer the fine products of Apollo Design Technology, Inc.


Standard Metal Patterns

\$20.00 each
Standard pattern size.

Other patterns and patterns in other sizes are available.

Featured here is a sampling of Apollo's products. Please visit internetapollo.com for the complete range of metal patterns, glass patterns, accessories and motion effects.

BREAKUPS



APO 1006 Swirl Stairway APO 1027 Foliage Breakup APO 1029 Lines APO 1031 Tree APO 1035 Bamboo APO 1037 Nebula Natural APO 1041 Crazy Blocks APO 1053 Cloth Closeup APO 1062 Breakup Roses APO 1089 Breakup Static APO 1098 Punctured APO 1225 Shadow Dance 2 APO 2027 Sploteches APO 2040 Dots in Circle Medium



APO 2070 Brush Squiggle APO 2191 Breakup Electric APO 2199 Breakup Dust Dense APO 2235 Beam Wave APO 2238 Beam Group of Searchlights APO 2246 Running Drops Heavy APO 2247 Cobble Stone APO 2250 Dots Small APO 2260 Dots Medium APO 2270 Dots Extra Large APO 2276 Doodles Small APO 2400 Daisy Wheel APO 2423 Breakup Rose Petals APO 2444 Breakup Music Notes

TREES AND FOLIAGE



APO 2449 Peacock Feathers APO 2451 Quilt APO 2452 Breakup Diamond Heavy APO 2458 Peacock Natural APO 2472 Splat APO 2473 Breakup Swosh APO 2474 Breakup Silly String APO 2475 Breakup Fire Flames APO 2476 Breakup Marble APO 3551 Breakup Wheat APO 4004 Cracked Rock APO 1043 Foliage Ferns APO 1044 Foliage Ferns Reversed APO 1081 Foliage Rough

NATURE



APO 1123 Leaves Realistic APO 1124 Leaves Dense APO 3521 Trees Four Palms APO 3524 Olive Tree APO 3540 Trees Oak Forest Reversed APO 3547 Spring Leaves APO 4005 Scary Swamp Light Jessie Guess APO 4006 Scary Swamp Dark Jessie Guess APO 1122 Scenic Western APO 1141 Lightning Dense APO 1152 Lightning Full APO 1102 Clouds Full APO 1103 Clouds Puffy APO 1104 Clouds Thin

CLOUDS

CELESTIAL ELEMENTS



APO 1106 Clouds Night Sky APO 1107 Clouds Natural APO 1108 Clouds Few APO 1111 Cloud Cartoon APO 1060 Star Breakup Medium APO 1090 Stars APO 1093 Starry Night Dense APO 1137 Flock of Birds APO 3241 Snowflake Fall APO 4070 Moon Half APO 4080 Moon One Quarter APO 2241 Water Rain Drops APO 2242 Waves Ocean APO 2243 Waves Breaking

WATER ELEMENTS

GLOBES

OCEAN ELEMENTS



APO 2245 Rain Dense APO 2491 Globe-A APO 2497 Globe World-C APO 4142 Sea Crab APO 7001 Sea Shell APO 7003 Tropical Fish APO 7004 Sea Conch APO 7006 Sea Horse APO 7052 Turtles APO 7054 Polar Bear APO 7055 Sea School of Fish APO 7056 Sea Shark APO 7057 Sea Whale APO 7002 Sand Dollars

ARCHITECTURAL

AFRICA



APO 1203 Skyline Chicago APO 1204 Skyline Dallas APO 1205 Bethlehem APO 1212 City Night Bridge APO 1213 East Asian Bridge APO 1216 Nightlights 3 APO 2311 City Skyline APO 4156 Golden Gate Bridge APO 4157 Great Wall APO 6039 Marquee Lights APO 6047 Dutch Windmill APO 4113 Cheetah APO 4115 Africa Giraffes APO 4116 Africa Zebras


EGYPT

CELEBRATIONS



APO 4117 Trees Africa APO 4138 Kudu APO 4141 Africa Crocodile APO 4148 Warthog APO 7048 African Sun APO 7053 African Dancer APO 4108 Egypt Pyramids APO 4110 Egypt Hieroglyphic APO 4111 Egypt Pharaoh APO 4137 Nefertiti APO 4149 Statue of Kings APO 2482 Music APO 2483 Jazz APO 3003 Iwo Jima

CELEBRATION TIME AND HOLIDAYS



DOORS AND WINDOWS



RELIGIOUS





SPORTS



SYMBOLS



**SuperResolution™
Patterns**



Gobos enhance design by creating great visuals on walls, floors, backdrops and other scenic elements. They can be used in place of scenery. The appearance of the image can be affected and/or enhanced through the use of color filters and the angle and focus of the light being used, allowing for additional design flexibility.

Black & white glass gobos project detailed photos, images or logos with a gray scale. They are designed for maximum temperature tolerance and longer life than metal gobos in higher wattage ellipsoidal and intelligent lights.

Apollo Design Technology, Inc. black & white patterns feature their SuperResolution™ 20,000 dpi process. No "bridging" of the image is required with glass patterns. Apollo has in-house art and production capabilities that allow the quickest turnaround in the industry for glass gobos to fit any light in the industry.

Apollo glass gobos are made from high quality 1.1mm thick borosilicate glass.

Over 160 standard black & white SuperResolution™ patterns are available. Donuts are recommended for use with B&W glass patterns to allow for a sharper image by blocking out unwanted light.

\$88.00 each
Stock patterns

*Please contact us for pricing
on custom patterns.*



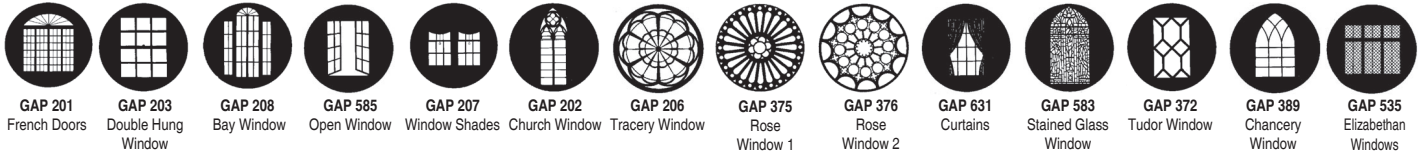
THE GREAT AMERICAN PATTERN

\$18.00 each

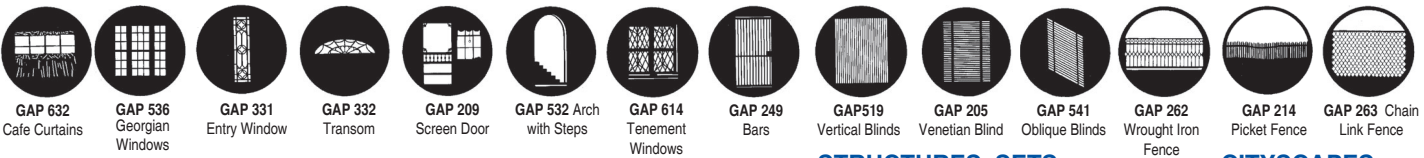
Standard pattern size. Other patterns and patterns in other sizes are available.

The Great American Pattern is a custom designed template for use in ellipsoidal spotlights. Made of high quality, durable stainless steel alloy, tough enough to stand up under the intense heat at the spotlight gate, and may be cut with scissors to fit almost any pattern holder.

WINDOWS, ETC.



WINDOWS, ETC.



FENCES, OPENINGS

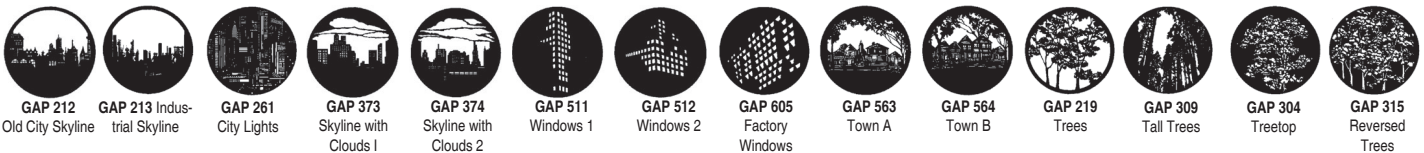
FENCES, OPENINGS



STRUCTURES, SETS

CITYSCAPES

CITYSCAPES



TREES, FOLIAGE

TREES, FOLIAGE

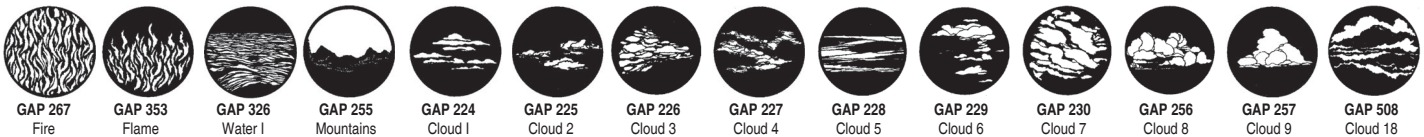


TREES, FOLIAGE, ELEMENTS



ELEMENTS

CLOUDS



CLOUDS

SKY, STARS



NATURAL MOTIF

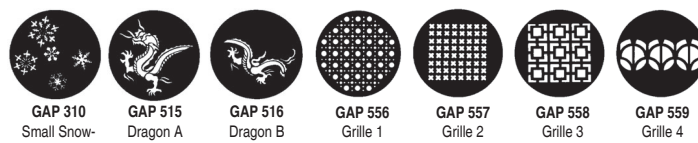
Great American Patterns
are now produced by




many additional patterns are
shown online at
rosco.com




NATURAL MOTIF




GRAPHICS, GRIDS, GRILLS



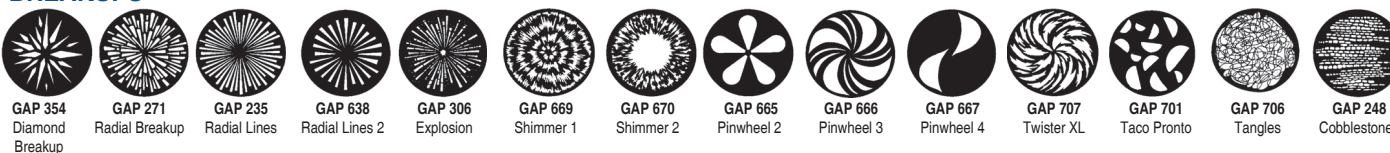
SPOTLIGHTS, PIN SPOTS



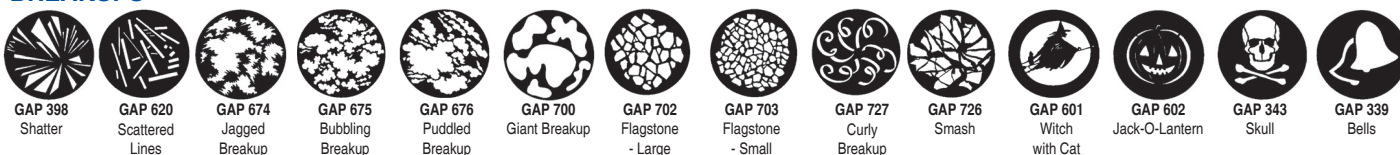
BREAKUPS



BREAKUPS



BREAKUPS



HOLIDAYS

HOLIDAYS, SYMBOLS



RELIGION, THEMES


THEMES, SIGNAGE




SIGNAGE, THEMES



BLENDBLES





ROSCO

\$18.00 each
Standard "B" pattern size

DESIGNER PATTERNS

Patterns, or gobos, are widely used by designers in theatre, film, photography and television to create atmosphere, project scenery, and generally enhance the visual impact of their lighting. Conceived by some of the world's leading designers, the Rosco range presently includes over 300 designs. To insure design integrity, the patterns are etched using a precise double-sided process on stainless steel. Rosco Designer Patterns are round to allow for rotation in the gate when aligning the projected image. Visit www.rosco.com for illustrations of all available Rosco patterns.

Festive



Festive, Foliage



Foliage

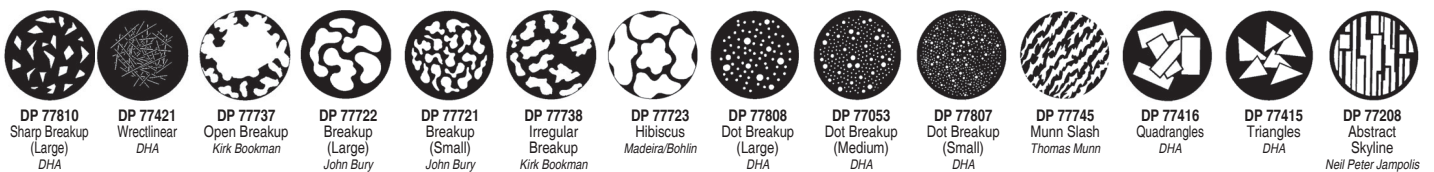


Foliage

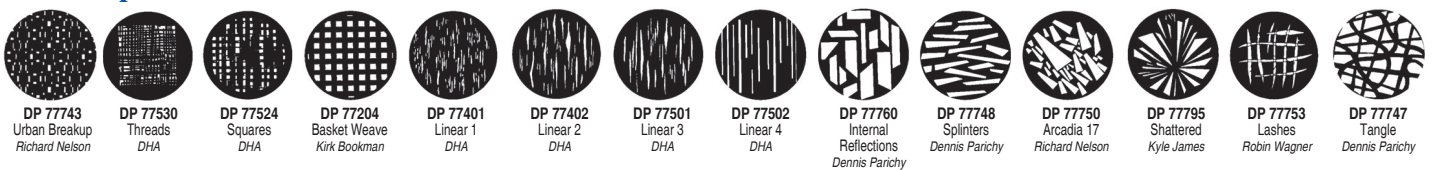
Breakups



Breakups

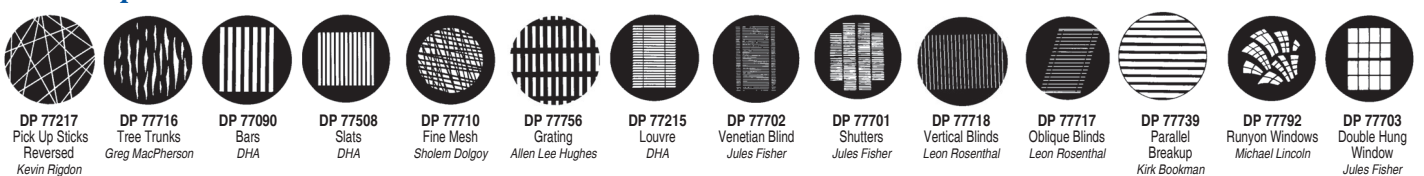



Breakups



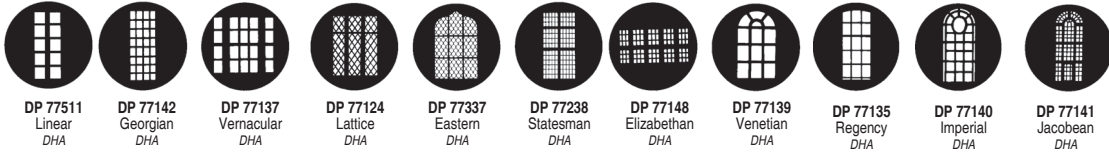
Breakups

Windows






Windows




Windows



Elements

Elements



Elements



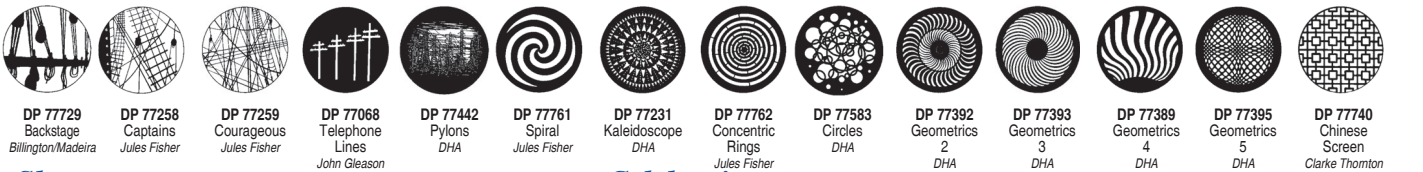
Elements

Structural



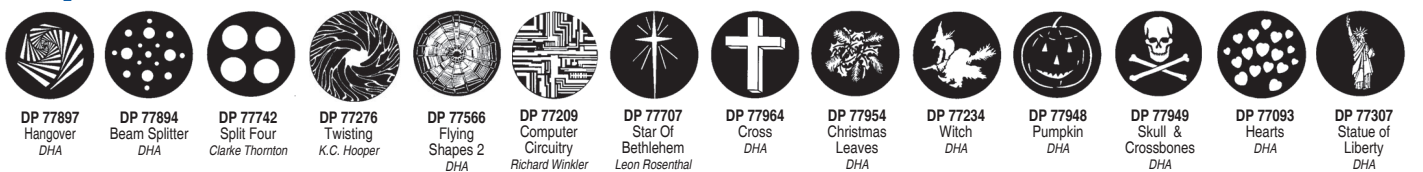
Structural

Abstracts




Shapes

Celebration

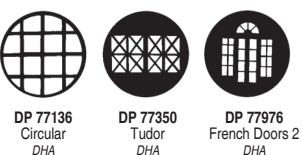


Celebration

Clouds



Windows



Syracuse Scenery stocks a wide range of GAM and Rosco patterns for quick shipment. Patterns from Apollo, including custom patterns are also available.



SYRACUSE SCENERY & STAGE LIGHTING CO., INC. is a full line dealer for Ben Nye and Mehron.



CREME FOUNDATIONS

\$10.80

Ben Nye's Creme Foundations serve as a "canvas" for makeup designs. The theatrical foundation palette is stylishly diverse to subtly blend with all complexions, or to dramatically alter a performer's skin tone. Comes in a pot format. .5 oz. Expect 25 - 75 applications.

NYE CF CT 01 Pale Bisque	NYE CF MA 3 Hazelnut
NYE CF CT 05 Bella 001	NYE CF MA 4 Rich Cocoa
NYE CF CT 09 Bella 002	NYE CF MA 5 Coffee Bean
NYE CF CT 11 Cameo Beige	NYE CF MA 6 Deep Ebony
NYE CF CT 13 Bella 003	NYE CF P 022 Ballet White
NYE CF CT 15 Vanilla Almond	NYE CF P 023 Pure Ivory
NYE CF CT 17 Pale Honey	NYE CF P 024 Porcelain
NYE CF L 0 Creamy Beige	NYE CF P 1 White
NYE CF L 1 Creamy Peach	NYE CF P 11 Teak
NYE CF L 2 Lite Beige	NYE CF P 111 Olive Amber
NYE CF L 3 Rose Beige	NYE CF P 12 Warm Honey
NYE CF L 5 Tan Rose	NYE CF P 121 Olive Cream
NYE CF MA 1 Golden Bronze	NYE CF P 125 Tan Au Lait
NYE CF MA 2 Brown Sugar	NYE CF P 127 Caramel Tan

NYE CF P 2 Lite Pink	NYE CF PAS 14 Mocha
NYE CF P 4 Ultra Fair	NYE CF PAS 5 Olive Tan
NYE CF P 41 Fairest	NYE CF PAS 6 Bamboo
NYE CF P 42 Ultra Beige	NYE CF PAS 8 Shine Deep
NYE CF P 43 Alabaster	NYE CF T 1 Golden Tan
NYE CF P 45 Olive Fair	NYE CF TW 20 Rice Paper
NYE CF P 5 Natural Fair	NYE CF TW 21 Ivory
NYE CF P 6 Natural Tan	NYE CF TW 22 Golden Beige
NYE CF P 8 Dark Coco	NYE CF TW 23 Fawn
NYE CF P 9 Black	NYE CF TW 24 Honey
NYE CF PAS 1 Natural Beige	NYE CF Y 1 Lite Olive
NYE CF PAS 10 Chinois Medium	NYE CF Y 3 Medium Olive
NYE CF PAS 12 Pecan	NYE CF Y 5 Olive Tan

CREME DEATH FOUNDATIONS

\$10.80

Death foundations are the perfect range of ghoulish colors and undead tones. The cremes are richly pigmented to provide deft opacity and durable wear with minimal fuss. Comes in a pot format. .5 oz. Expect 25-75 applications.

NYE CF P 14 Sallow Green
NYE CF P 15 Cadaver Grey
NYE CF P 16 Blue Spirit
NYE CF P 17 Death Purple
NYE CF P 18 Death Straw
NYE CF P 19 Death Flesh
NYE CF P 20 Pale Vampire
NYE CF P 21 Frankenstein
NYE CF P 22 Death Blue Grey



Ben Nye Creme Foundations Colors Chart

CF P 1 White	CF P 41 Fairest	CF PAS 3 Ivory	CF P 42 Ultra Beige	CF TW 20 Rice Paper	CF L 0 Creamy Beige	CF CT 09 Bella 002	CF PAS 7 Radiant Olive	CF CT 13 Bella 003	CF MA 1 Golden Bronze	CF MA 5 Coffee Bean
CF P 024 Porcelain	CF CT 11 Cameo Beige	CF CT 15 Vanilla Almond	CF CT 05 Bella 001	CF TW 21 Ivory	CF L 1 Creamy Peach	CF PAS 5 Olive Tan	CF P 111 Olive Amber	CF MA 2 Brown Sugar	CH P 8 Dark Coco	
CF CT 01 Pale Bisque	CF P 43 Alabaster	CF P 4 Ultra Fair	CF P 12 Warm Honey	CF P 5 Natural Fair	CF L 2 Lite Beige	CF TW 24 Honey	CF P 125 Tan Au Lait	CF Y 3 Medium Olive	CF MA 6 Deep Ebony	
CF P 022 Ballet White	CF P 023 Pure Ivory	CF CT 17 Pale Honey	CF P 45 Olive Fair	CF TW 22 Golden Beige	CF L 3 Rose Beige	CF Y 1 Lite Olive	CF P 11 Teak	CF MA 3 Hazelnut	CF P 9 Black	
CF P 2 Lite Pink	CF PAS 1 Natural Beige	CF P 121 Olive Cream	CF TW 23 Fawn	CF P 6 Natural Tan	CF L 5 Tan Rose	CF T 1 Golden Tan	CF P 127 Caramel Tan	CF Y 5 Olive Tan	CF MA 4 Rich Cocoa	
									CREME DEATH FOUNDATIONS	
NYE CF P 18 Death Straw	NYE CF P 20 Pale Vampire	NYE CF P 19 Death Flesh	NYE CF P 15 Cadaver Grey	NYE CF P 22 Death Blue Grey	NYE CF P 16 Blue Spirit	NYE CF P 14 Sallow Green	NYE CF P 21 Frankenstein	NYE CF P 17 Death Purple		

CREME STICK FOUNDATIONS

\$14.40

Creme Stick Foundations feature dense, full-coverage pigmentation in easy to use sticks. The creme formula has a matte finish and appears in a wide array of color rich skin tones. Perfect for a subtle glow or full-contoured glam. Comes in a stick format. .6oz

- | | | | |
|-------------|-----------------|-------------|------------------|
| NYE SFB 01 | White | NYE SFB 015 | TV White |
| NYE SFB 02 | Olive 2 | NYE SFB 51 | Golden Brown 2 |
| NYE SFB 04 | Olive 4 | NYE SFB 61 | 1W Pale Rose |
| NYE SFB 06 | Olive 6 | NYE SFB 62 | 2W Golden Bisque |
| NYE SFB 08 | Olive 8 | NYE SFB 63 | 3W Tawny Peach |
| NYE SFB 10 | Olive 10 | NYE SFB 64 | 4W Rose Tan |
| NYE SFB 11 | Ivory | NYE SFB 65 | 5W Rich Tan |
| NYE SFB 12 | Ivory Bisque | NYE SFB 67 | 7W Warm Sienna |
| NYE SFB 14 | Soft Beige | NYE SFB 722 | Light Tan |
| NYE SFB 16 | Tan Light | NYE SFB 736 | Deep Tan |
| NYE SFB 203 | Neutral Light | NYE SFB 738 | Medium Tan |
| NYE SFB 30 | Whisper White | NYE SFB 81 | Shinsei Fair |
| NYE SFB 32 | Light Alabaster | NYE SFB 841 | Taupe |
| NYE SFB 40 | Ultralite | NYE SFB 845 | Medium Brown |
| NYE SFB 421 | Warm Beige 1 | NYE SFB 853 | Soft Caramel |
| NYE SFB 422 | Warm Beige 2 | NYE SFB 855 | Warm Brown 3 |
| NYE SFB 431 | Beige Neutral 1 | NYE SFB 857 | Mocha |
| NYE SFB 432 | Beige Neutral 2 | NYE SFB 863 | Espresso |
| NYE SFB 433 | Beige Neutral 3 | NYE SFB 865 | Olive-Brown |
| NYE SFB 50 | Golden Brown 1 | NYE SFB 867 | Dark Brown |

- | | |
|-------------|----------------|
| NYE SFB 87 | Tawny |
| NYE SFB 871 | Chocolate |
| NYE SFB 873 | Dark Chocolate |
| NYE SFB 99 | Black |

CREME STICK COLORS

\$14.40

These versatile color sticks are ideal for performing art fields.

- | | |
|-------------|--------------|
| NYE SFB 910 | Fire Red |
| NYE SFB 913 | Yellow |
| NYE SFB 916 | Blue |
| NYE SFB 919 | Green |
| NYE SFB 922 | Wicked Green |
| NYE SFB 925 | Orange |
| NYE SFB 928 | Purple |
| NYE SFB 931 | Pink |



CREMESTICKMETALLICS FOUNDATIONS

\$14.40

Metallic Creme Stick Foundations have a dazzling shimmer finish. They are perfect for adding highlights and shadows and creating gorgeous fantasy designs. .6 oz.

- | | |
|--------------|-----------------|
| NYE SFBM 901 | Gold Metallic |
| NYE SFBM 903 | Silver Metallic |
| NYE SFBM 905 | Bronze Metallic |
| NYE SFBM 907 | Copper Metallic |

Ben Nye Creme Stick Foundations Colors Chart

NYE SFB 01 White	NYE SFB 99 Black	NYE SFB 015 TV White	NYE SFB 30 Whisper White	NYE SFB 32 Light Alabaster	NYE SFB 40 Ultralite	NYE SFB 61 1W Pale Rose	NYE SFB 11 Ivory	NYE SFB 12 Ivory Bisque	NYE SFB 62 2W Golden Bisque	NYE SFB 63 3W Tawny Peach
NYE SFB 64 4W Rose Tan	NYE SFB 432 Beige Neutral 2	NYE SFB 203 Neutral Light	NYE SFB 14 Soft Beige	NYE SFB 02 Olive 2	NYE SFB 04 Olive 4	NYE SFB 06 Olive 6	NYE SFB 16 Tan Light	NYE SFB 421 Warm Beige 1	NYE SFB 422 Warm Beige 2	NYE SFB 431 Beige Neutral 1
NYE SFB 433 Beige Neutral 3	NYE SFB 65 5W Rich Tan	NYE SFB 87 Tawny	NYE SFB 81 Shinsei Fair	NYE SFB 722 Light Tan	NYE SFB 738 Medium Tan	NYE SFB 736 Deep Tan	NYE SFB 08 Olive 8	NYE SFB 10 Olive 10	NYE SFB 841 Taupe	NYE SFB 67 7W Warm Sienna
NYE SFB 853 Soft Caramel	NYE SFB 50 Golden Brown 1	NYE SFB 51 Golden Brown 2	NYE SFB 845 Medium Brown	NYE SFB 857 Mocha	NYE SFB 863 Espresso	NYE SFB 855 Warm Brown 3	NYE SFB 865 Olive-Brown	NYE SFB 871 Chocolate	NYE SFB 873 Dark Chocolate	NYE SFB 867 Dark Brown
NYE SFB 901 Gold Metallic	NYE SFB 903 Silver Metallic	NYE SFB 905 Bronze Metallic	NYE SFB 907 Copper Metallic							

COLOR CAKE FOUNDATIONS

\$14.40

Water-activated Color Cake make up is popular for face and body. Color Cake's smooth consistency provides excellent coverage, yet is light in texture without chalkiness. Powder is not required. Color Cake is often preferred for oily or sensitive skins and holds up well under heat and perspiration. 1 oz. Expect 25 - 100 applications.

- | | | | |
|---------------|--------------|---------------|-----------|
| NYE CC PC 02 | Light Ivory | NYE CC PC 1 | White |
| NYE CC PC 021 | Bisque | NYE CC PC 11 | Tan No. 2 |
| NYE CC PC 022 | Ballet White | NYE CC PC 111 | Tan No. 3 |
| NYE CC PC 024 | Fresh Pink | NYE CC PC 114 | Warm Tan |

- | | | | |
|---------------|--------------|---------------|------------------|
| NYE CC PC 13 | Natural Fair | NYE CC PC 21 | Golden Ebony |
| NYE CC PC 135 | Rosewood | NYE CC PC 23 | Black |
| NYE CC PC 137 | Tan Au Lait | NYE CC PC 30 | Ecru |
| NYE CC PC 14 | Mocha | NYE CC PC 305 | Barely Beige |
| NYE CC PC 16 | Chestnut | NYE CC PC 31 | Ciné Fairest |
| NYE CC PC 17 | Clay | NYE CC PC 32 | Ciné Fair |
| NYE CC PC 19 | Desert Clay | NYE CC PC 33 | Ciné Light Beige |
| NYE CC PC 1W | Pale Rose | NYE CC PC 34 | Ciné Beige |
| NYE CC PC 2 | Porcelain | NYE CC PC 36 | Ciné Light Tan |
| NYE CC PC 20 | Olive Sable | NYE CC PC 3W | Tawny Peach |



NYE CC PC 4 Summer Sand
NYE CC PC 40 Shinsei Ivory
NYE CC PC 41 Shinsei Fair
NYE CC PC 42 Chamois

NYE CC PC 43 Teak
NYE CC PC 46 Rose Blush
NYE CC PC 47 Creamy Beige
NYE CC PC 48 Creamy Peach
NYE CC PC 5 Natural No. 1
NYE CC PC 51 Natural No. 2
NYE CC PC 5W Rich Tan
NYE CC PC 6 Buckskin
NYE CC PC 62 Honey
NYE CC PC 64 Warm Natural
NYE CC PC 7 Rose Beige
NYE CC PC 7W Deep Tan
NYE CC PC 87 Natural Tan
NYE CC PC 89 Sierra Tan
NYE CC PC 9 Tan No. 1

DEATH COLORS

NYE CC PC 8 Blithe Spirit
NYE CC PC 840 Death Flesh
NYE CC PC 81 Cadaver Grey
NYE CC PC 841 Death Straw
NYE CC PC 82 Blue Spirit
NYE CC PC 842 Pale Vampire
NYE CC PC 83 Sallow Green
NYE CC PC 843 Frankenstein
NYE CC PC 84 Death Purple

MATTE FOUNDATIONS


\$12.60

Matte Foundations provide a versatile blend of high pig-mentation and natural coloring in a light, silky smooth texture. .5 oz. Expect 35-60 applications.



WARM TONES

NYE MF BO 10 Bamboo 10
NYE MF BO 12 Bamboo 12
NYE MF BO 13 Bamboo 13
NYE MF BO 14 Bamboo 14
NYE MF BO 15 Bamboo 15
NYE MF BO 16 Bamboo 16
NYE MF BO 17 Bamboo 17
NYE MF BO 18 Bamboo 18
NYE MF CE 1 Fairest
NYE MF CE 2 Fair
NYE MF CE 3 Light Beige
NYE MF CE 5 Beige
NYE MF CE 9 Tan
NYE MF FT 13 Golden Ebony
NYE MF IS 1 Special White
NYE MF IS 35 Chinois Medium
NYE MF MH 02 Almond
NYE MF MH 07 Rio Tan
NYE MF MH 08 Golden Spice
NYE MF MH 10 Coco Sorbet
NYE MF MH 11 Brazil Nut
NYE MF MH 12 Mojave Bronze
NYE MF MH 14 Brown Suede
NYE MF MH 16 Semi-Sweet
NYE MF MH 17 Tanzania



Ben Nye Color Cake Foundations Colors Chart

NYE MF MH 18 Coco Soufflé
NYE MF MH 20 Espresso Bean
NYE MF MM 497 Pale Honey
NYE MF NO 1 Pale Biscotte
NYE MF NO 3 Biscotte
NYE MF NO 5 Bruléé
NYE MF NO 7 Soft Caramel
NYE MF SA 1 Au Lait
NYE MF SA 11 Espresso
NYE MF SA 15 Americano
NYE MF SA 17 Dark Chocolate
NYE MF SA 2 Golden Latté
NYE MF SA 3 Latté
NYE MF SA 5 Mocha
NYE MF SA 7 Sumatra
NYE MF SA 9 Java
NYE MF SH 0 Ivory
NYE MF SH 1 Fairest
NYE MF SH 2 Fair
NYE MF SH 3 Medium
NYE MF SH 4 Deep

COOL TONES

NYE MF BE 1 Cameo
NYE MF BE 3 Natural Beige
NYE MF BE 5 Warm Sand
NYE MF BEL 001 Bella 001
NYE MF BEL 002 Bella 002
NYE MF BEL 003 Bella 003
NYE MF BEL 004 Bella 004
NYE MF BEL 010 Bella 010
NYE MF BN 1 Beige Natural 1
NYE MF BN 2 Beige Natural 2
NYE MF BN 3 Beige Natural 3
NYE MF BN 4 Beige Natural 4
NYE MF CE 7 Light Tan

NYE MF CN 0 Ultra
NYE MF CN 001 Clair
NYE MF CN 002 Barely Beige
NYE MF CN 003 True Beige
NYE MF CN 010 Très Clair
NYE MF EB 1 Naturelle
NYE MF EB 6 Naturelle Buff
NYE MF FT 8 Mocha Creme
NYE MF IS 18 Olive Tan
NYE MF IS 3 Pure Ivory
NYE MF IS 8 Bare Beige
NYE MF IS 41 Soleil
NYE MF MH 04 Pecan
NYE MF MH 06 Praline
NYE MF MM 104 Pale Bisque
NYE MF MM 108 Cameo Beige
NYE MF MM 112 Silky Peach
NYE MF N 1 Fair
NYE MF NO 9 Tan Bruléé
NYE MF OB 1 Olive Beige 1
NYE MF OB 2 Olive Beige 2
NYE MF OB 3 Olive Beige 3

NEUTRALIZERS & CONCEALERS

Artists the world-over rely on Ben Nye's unique Neutralizers to conceal facial imperfections.

CONCEALER WHEELS

Concealers fit in the palm of your hand in compact four-color or economical six-color wheels. All are now formulated for a flawless natural finish that needs little powder.

Conceal-All Wheel 4 colors, .5 oz.

NYE NK 1 \$16.20



Total Conceal-All

- Wheel** 6 colors, 1 oz.
- NYE NK 11** \$25.20
- Cover-All Wheel** 4 colors, .5 oz.
- NYE SK 1** \$16.20

- Total Cover-All Wheel** 6 colors, 1 oz.
- NYE SK 100** \$25.20
- Total Cover-All II Wheel** 6 colors, 1 oz.
- NYE SK 200** \$25.20
- Tattoo Cover Wheel** 4 colors, .5 oz.
- NYE SK 11** \$16.20
- Creme Highlight Wheel** 4 colors, .5 oz.
- NYE SK 2** \$16.20
- Creme Shadow Wheel** 4 colors, .5 oz.
- NYE SK 3** \$16.20
- Cover All Wheel** 4 colors, 1 oz.
- NYE SK 1** \$16.20

CONCEALER PALETTES

Palettes feature the most popular shades of concealers and adjusters. Ideal for use in bridal, fashion, film, television, and photography.

- Concealer-Refillable** 12 colors, 1.8 oz.
- NYE NKP 12** \$54.00
- Concealer & Adjuster** 18 colors, 2.5 oz.
- NYE HDAP 1** \$70.20

INDIVIDUAL UNITS \$8.55

Individual units are .3 oz. Expect to have 25-80 applications each.



Mellow Yellow

Effectively conceal red-hued blemishes, scars, capillaries, and tattoos.

- NYE MY 1** Fair
- NYE MY 11** Medium
- NYE MY 2** Normal
- NYE MY 4** Original

Red Neutralizers

Specifically designed to conceal intense redness due to bruising, acne, birthmarks, or capillaries.

- NYE NR 1** Red Neutralizer No. 1
- NYE NR 2** Red Neutralizer No. 2
- NYE NR 3** Red Neutralizer No. 3

Mellow Orange

Neutralizes blue/greens including veins, tattoos, bruises, and deep under-eye discolorations.

- NYE MO 11** Lite
- NYE MO 2** Medium

Blue Neutralizer

Neutralizes blue/greens including veins, tattoos, and bruises.

- NYE NB 1** No. 1
- NYE NB 3** No. 3
- NYE NB 2** No. 2

Coverette Cover-Up \$8.55

Covers scar tissue, birthmarks, vitiligo, and post-op skin discolorations. Blends easily on most skin tones. .3 oz. Expect 50 - 200

applications.

- NYE CC 0** Ultralite
- NYE CC 1** Ultra Fair
- NYE CC** Fair
- NYE CC 3** Medium

EYE ACCENTS

Liquid Eye Liner \$10.80

Easily lines eyes with smudge and water-resistant, creamy, highly pigmented formula. .38 oz. Expect 35-100 applications.

- NYE LE 0** White
- NYE LE 2** Dark Brown
- NYE LE 1** Ebony



Eye Liner Pencils \$12.60

Pencils offer eye appealing opacity in a moist, creamy texture. Smudge with a brush or swab for a softer, subtle line. Powder lightly for added durability. 4.75" length. Expect 50 - 175 applications.

- NYE EP 85** Espresso
- NYE EP 90** Onyx



Eye Brow Pencils \$7.20

Quickly enhance brow contours. Moist, yet firm texture holds a precise point when sharpened. 7" length, .05 oz. Expect 50-200 applications.

- NYE EP 0** White
- NYE EP 1** Light Brown
- NYE EP 2** Auburn
- NYE EP 3** Taupe
- NYE EP 4** Medium Brown
- NYE EP 5** Dark Brown
- NYE EP 7** Black Brown
- NYE EP 9** Black

Mascara \$13.50

Mascara provides both volume and length in a rich and creamy formula that won't run or flake throughout the day. .31 oz. Expect 75 - 150 applications.

- NYE LM 0** White
- NYE LM 1** Black
- NYE LM 2** Dark Brown
- NYE LM 3** Clear

Eye Shadows \$10.80

Shadows provide a vast spectrum of richly pigmented neutral and bright shades

with a matte finish for accenting the eye and face. .12oz. Expect 30-150 applications.

- NYE ES 30** White
- NYE ES 302** Vanilla
- NYE ES 31** Toast



NYE ES 312

- Banana
- NYE ES 314** Shell
- NYE ES 318** Au Naturelle
- NYE ES 319** Honey
- NYE ES 32** Santa Fe
- NYE ES 332** Misty Lilac
- NYE ES 34** Taupe
- NYE ES 35** Cobblestone
- NYE ES 36** Smokey Taupe
- NYE ES 37** Mink Stole
- NYE ES 391** Apricot
- NYE ES 40** Spice
- NYE ES 50** Cork
- NYE ES 52** Mocha
- NYE ES 538** Coco Brown
- NYE ES 54** Dark Brown
- NYE ES 56** Espresso
- NYE ES 57** Twilight Sable
- NYE ES 59** Rich Suede
- NYE ES 595** Black Brown
- NYE ES 62** Mossberry
- NYE ES 66** Lemon
- NYE ES 67** Green Leaf
- NYE ES 68** Shamrock
- NYE ES 69** Caribbean
- NYE ES 71** Turquoise
- NYE ES 72** Raisin
- NYE ES 75** Black Plum
- NYE ES 76** Burgundy
- NYE ES 78** Brownberry
- NYE ES 782** Eggplant
- NYE ES 784** Crushed Grape
- NYE ES 80** Deep Violet
- NYE ES 81** Lavender Dusk
- NYE ES 82** Royal Purple
- NYE ES 84** Bahama Blue
- NYE ES 85** Blue Lagoon
- NYE ES 86** Twilight Blue
- NYE ES 88** Celestial Blue
- NYE ES 89** Denim
- NYE ES 90** Navy Blue
- NYE ES 91** Indigo
- NYE ES 93** Cinderella Blue
- NYE ES 95** Blue Grey
- NYE ES 96** Lilac Grey
- NYE ES 97** Greystone
- NYE ES 98** Graphite
- NYE ES 99** Black

Pearl Sheens \$9.00

Compact pearlescent brilliant shadows with a silky texture that deliver stunning shimmers.

- .6oz. Expect 150-250 applications.
- NYE PS 1** White
- NYE PS 12** Mango
- NYE PS 13** Walnut
- NYE PS 14** Copper

- NYE PS 15** Gold
- NYE PS 16** White Gold
- NYE PS 18** Bronze





- NYE PS 19** Silver Grey
- NYE PS 20** Sea Blue
- NYE PS 21** Charcoal
- NYE PS 22** Turquoise

- NYE PS 301** Moonlight
- NYE PS 303** Sandstorm
- NYE PS 310** Sun Goddess
- NYE PS 312** Umber Glow
- NYE PS 315** Hot Mango
- NYE PS 320** Sizzleberry
- NYE PS 325** Naughty Berry
- NYE PS 330** Lilac Fizz
- NYE PS 340** Green Envy
- NYE PS 350** Tahitian Teal
- NYE PS 360** Deep Cove
- NYE PS 380** Electric Eel
- NYE PS 385** Galaxy Dust
- NYE PS 395** Nightclub
- NYE PS 5** Ultra Violet
- NYE PS 6** Sapphire
- NYE PS 9** Rose

LUMIERE

Turn up the volume for beauty and fantasy with luminescent Lumiere and colors. Listed below are a few items from this Ben Nye line. Other items are available by special order.

Lumiere Creme Wheel NYE LW \$25.20
Six shimmering shades: Sun Yellow, Jade, Persimmon, Cosmic Blue, Royal Purple, and Ice for beauty or fantasy accents. 1 oz. Expect 3-80 applications per shade.

Lumiere Grande Colour Palettes

Color assortments for beauty, fantasy or face and body painting. Brush included. .72 oz. Expect 50-100 applications per shade.

- NYE ESP 93** Metallics, 8 colors \$52.20
- NYE ESP 94** Brilliants, 8 colors \$52.20
- NYE LUK 12** 12-color palette \$57.60
- NYE STP 88** Studio Color 12 Color \$52.20

Lumiere Grande Colour \$10.80

Lumiere Grande Colours deliver intensely pigmented iridescent and shimmer tones for the face and body. .09 oz. Expect 50-150 applications.



- NYE LU 1** Ice
- NYE LU 10** Jade
- NYE LU 11** Turquoise
- NYE LU 12** Cosmic Blue
- NYE LU 13** Royal Purple
- NYE LU 14** Amethyst
- NYE LU 15** Persimmon
- NYE LU 155** Cherry Red
- NYE LU 16** Azalea
- NYE LU 17** Cosmic Violet

- NYE LU 18** Golden Apricot
- NYE LU 19** Peacock
- NYE LU 2** Ice Gold
- NYE LU 20** Starry Night
- NYE LU 21** Indian Copper
- NYE LU 22** Rose Gold
- NYE LU 3** Aztec Gold
- NYE LU 4** Silver
- NYE LU 5** Bronze
- NYE LU 6** Sun Yellow
- NYE LU 7** Tangerine
- NYE LU 8** Chartreuse
- NYE LU 9** Mermaid Green

Lumiere Luxe Powder \$10.80

Luxe Powders are pearlescent pure pigments used to create marvelously dazzling effects on the face, eyes, lips, and body. .21 oz. Expect 25-150 applications.

- NYE LX 1** Ice
- NYE LX 10** Jade
- NYE LX 11** Turquoise
- NYE LX 12** Cosmic Blue
- NYE LX 14** Amethyst
- NYE LX 155** Cherry Red
- NYE LX 16** Azalea
- NYE LX 17** Cosmic Violet
- NYE LX 18** Golden Apricot
- NYE LX 19** Peacock
- NYE LX 2** Iced Gold
- NYE LX 22** Rose Gold
- NYE LX 3** Aztec Gold
- NYE LX 4** Silver
- NYE LX 5** Bronze
- NYE LX 51** Bright Bronze
- NYE LX 6** Indian Copper
- NYE LX 61** Sun Yellow
- NYE LX 7** Tangerine
- NYE LX 8** Chartreuse

Lumiere Ultra Luxe Powder

Ultra Luxe Powders can be utilized to provide regal highlights and super-saturated glimmering black tones. .28 oz. Expect 30-60 applications. .5 oz. Expect 60-120 applications.

- NYE LX 100** Ultra Bright .21oz \$12.60
- NYE LX 101** Ultra Bright \$21.60
- NYE LX 200** Black Lustre .21oz \$12.60
- NYE LX 201** Black Lustre \$21.60
- NYE LX 300** Ultra Gold .21oz \$12.60
- NYE LX 301** Ultra Gold \$21.60

Lumiere Metallics Powder \$12.60

Unmatched for striking brilliance and shine. Ideal for Mardi Gras, cosplay, fashion, face and body, and any character makeup. Apply directly to skin or mix with LiquiSet for spectacular liquid paint effects. Expect 50-150 applications

- NYE MLP 1** Gold
- NYE MLP 3** Silver
- NYE MLP 5** Bronze
- NYE MLP 7** Copper



CHEEK & LIP COLORS

Powder Blush \$10.80

Dust on lightly for a natural glow or apply deeper hues beneath the cheeks for dramatic contouring. .12 oz. Expect 25-150 applications.

- NYE DR 1** Flame Red
- NYE DR 10** Chestnut
- NYE DR 11** Passion Purple
- NYE DR 110** Purple Delight
- NYE DR 111** Purple Haze
- NYE DR 115** Dark Burgundy
- NYE DR 12** Pink Blush
- NYE DR 13** Natural Blush
- NYE DR 14** Latte
- NYE DR 15** Coco Rose
- NYE DR 16** Cool Pink
- NYE DR 160** Pink Pop
- NYE DR 162** Pink Bliss
- NYE DR 164** Strawberry
- NYE DR 166** Perfect Rose
- NYE DR 168** Just Pink
- NYE DR 17** Red Brown
- NYE DR 2** Coral Red
- NYE DR 20** Just Rose
- NYE DR 21** Dusty Pink
- NYE DR 22** Nectar Peach
- NYE DR 23** Golden Amber
- NYE DR 3** Raspberry
- NYE DR 4** Fuchsia
- NYE DR 5** Brick Red
- NYE DR 6** Misty Pink
- NYE DR 61** Victorian Rose
- NYE DR 7** Coral
- NYE DR 71** Desert Coral
- NYE DR 72** Fresh Coral
- NYE DR 722** Sweet Peach
- NYE DR 73** Vintage Rose
- NYE DR 74** Blushing Bride
- NYE DR 75** Nectarine
- NYE DR 9** Dark Tech
- NYE DR 97** Orange Zest
- NYE DR 98** Blood Orange



Creme Rouge \$7.20

Highly pigmented colors to accentuate radiance on cheeks and to alter or deepen facial contours. .25 oz., Expect 35-125 applications.

- NYE CR 0** Carnation Pink
- NYE CR 01** Petal Pink
- NYE CR 03** Just Mauvey
- NYE CR 1** Red
- NYE CR 11** Red Velvet
- NYE CR 2** Dusty Rose
- NYE CR 23** Pink Blush
- NYE CR 25** Sunset Coral
- NYE CR 3** Sandy Rose
- NYE CR 31** Adobe Rose
- NYE CR 38** Dusty Mauve
- NYE CR 4** Raspberry
- NYE CR 41** Fuchsia Pink
- NYE CR 42** Fuchsia
- NYE CR 43** Juicy Plum
- NYE CR 7** Coral
- NYE CR 76** Island Coral

- NYE CR 78 Rust Coral
- NYE CR 8 Blush Coral
- NYE CR 95 Reddish-Brown
- NYE CR 100 Creme Medley Rouge Wheel, 6 colors \$25.20

Classic Lip Pencils \$7.20

Pencils are well suited for traditional theatrical staging, formulated in a rich creamy texture for excellent coverage to outline or color the lips. 7" length, .05 oz. Expect 50-175 applications.

- NYE LP 19 Scarlet Red
- NYE LP 24 Plum
- NYE LP 26 Brandy
- NYE LP 28 Maroon
- NYE LP 30 Plum Rose
- NYE LP 32 Brick Red
- NYE LP 34 Coco Cherry
- NYE LP 36 Cabernet

Lip Colour Pencils \$12.60



Luscious moist pencils effortlessly contour lips or easily color them completely. 7" length, .065 oz. Expect 50-175 applications.

- NYE LP 120 Really Red
- NYE LP 127 Nude
- NYE LP 129 Mahogany
- NYE LP 130 Burgundy
- NYE LP 131 Wine Berry

- NYE LP 132 Currant
- NYE LP 134 Natural
- NYE LP 135 Spice
- NYE LP 136 Rosewood
- NYE LP 138 Cocoa Spice
- NYE LP 140 Vino
- NYE LP 142 Salsa
- NYE LP 143 Chocoholic
- NYE LP 144 Rum Raisin
- NYE LP 145 Ginger Snap
- NYE LP 146 Berry Brown
- NYE LP 148 Beet Red
- NYE LP 149 Cherry Pop
- NYE LP 150 French Roast
- NYE LP 151 Super Pink
- NYE LP 152 Tea Rose

Lipsticks \$14.40

Moist, creamy and highly saturated for vibrant, long lasting wear. .015 oz. Expect 30-125 applications.

- NYE LS 10 Bordeaux
- NYE LS 11 Desert Rose
- NYE LS 12 Natural Brown
- NYE LS 13 Magenta
- NYE LS 14 True Red
- NYE LS 15 Siren Red
- NYE LS 16 Ruby Red
- NYE LS 17 Black
- NYE LS 19 Mocha Rose
- NYE LS 2 Hot Pink
- NYE LS 23 Boysenberry
- NYE LS 26 Primrose
- NYE LS 3 Coral
- NYE LS 31 Hot Coral
- NYE LS 32 Rose Glaze
- NYE LS 33 Marilyn Red

- NYE LS 34 Russian Red
- NYE LS 35 Vampira
- NYE LS 38 Shimmer
- Ice
- NYE LS 4 Dusty Rose
- NYE LS 41 Cotton Candy
- NYE LS 47 First Blush
- NYE LS 48 Watermelon
- NYE LS 5 Garnet
- NYE LS 50 Poppy
- NYE LS 51 Cherryberry
- NYE LS 52 Pink Tart
- NYE LS 55 Nudie
- NYE LS 56 Blushable
- NYE LS 58 Peachy Keen
- NYE LS 59 Gypsy Rose
- NYE LS 6 Plum Pink
- NYE LS 60 Wild Violet
- NYE LS 61 Twilight
- NYE LS 62 Wicked Plum
- NYE LS 63 Red Coat (Matte)
- NYE LS 64 Candy Pink
- NYE LS 65 Just Nude
- NYE LS 66 Purely Nude
- NYE LS 67 Bare Mauve
- NYE LS 68 Modesty
- NYE LS 69 Flamenco Red
- NYE LS 7 Natural
- NYE LS 70 Firey Red
- NYE LS 71 Rebel Red
- NYE LS 72 Blazing Red
- NYE LS 8 Cranberry
- NYE LS 9 Plum



Lip Gloss \$8.55

Versatile tints add high shine and a wash of color to bare lips or over lip color. .25 oz. Expect 35-80 applications.

- NYE LGS 01 Natural
- NYE LGS 03 Champagne
- NYE LGS 10 Nude
- NYE LGS 15 Bubblegum
- NYE LGS 18 Cherry Baby
- NYE LGS 21 Apricot Glaze
- NYE LGS 24 Gold Glaze
- NYE LGS 28 Pewter Glaze

Creme Highlights \$7.20

Apply to improve, correct or change facial features. .25 oz. Expect 35-125 applications.

- NYE CH 0 Ultralite
- NYE CH 00 Banana Light
- NYE CH 01 Natural Lite
- NYE CH 02 Palest Pink
- NYE CH 1 Extra Lite
- NYE CH 2 Lite
- NYE CH 3 Banana
- NYE CH 32 Sand
- NYE CH 42 Camel
- NYE CH 45 Hazelnut

Creme Brown Shadows \$7.20

Improve or distort facial features. .25 oz. Expect 35-125 applications.

- NYE CS 10 Taupe
- NYE CS 11 Natural Brown

Ben Nye Lipsticks Colors Chart





NYE CS 12
Neutral
NYE CS 21
Medium Brown
NYE CS 3
Character Shadow

NYE CS 4
Dark Brown

- NYE CS 41** Olive-Brown
- NYE CS 5** Extra Dark
- NYE CS 51** Rich Brown
- NYE CS 6** Midnite Brown
- NYE CS 8** Cool Black

Primary Creme Colors \$7.20

Richly pigmented colors are ideal primary or secondary accent shades to create whimsical, dramatic, animal, clown or fantasy. Apply to bare skin. A few colors may temporarily stain skin. .25 oz. Expect 35-125 applications.

- NYE CL 1** White
- NYE CL 10** Dark Sunburn
- NYE CL 11** Cinnamon
- NYE CL 12** Copper Brown
- NYE CL 13** Fire Red
- NYE CL 130** Special Red
- NYE CL 131** Fresh Cut
- NYE CL 14** Blood Red
- NYE CL 15** Maroon
- NYE CL 16** Vivid Violet
- NYE CL 17** Misty Violet
- NYE CL 18** Purple
- NYE CL 19** Blue
- NYE CL 191** Cosmic Blue
- NYE CL 2** Forest Green
- NYE CL 20** Turquoise
- NYE CL 21** Peacock Blue
- NYE CL 211** Kelly Green
- NYE CL 22** Sky Blue
- NYE CL 23** Blue-Grey
- NYE CL 25** Steel Grey
- NYE CL 26** Grey
- NYE CL 27** Beard Stipple
- NYE CL 28** Coal
- NYE CL 29** Black
- NYE CL 3** Green
- NYE CL 31** Army Green
- NYE CL 32** Lime Green
- NYE CL 33** Gecko Green
- NYE CL 4** Bright Pink
- NYE CL 5** Yellow
- NYE CL 6** Goldenrod
- NYE CL 61** Desert Tan
- NYE CL 7** Orange
- NYE CL 70** Special Orange
- NYE CL 8** Mauve
- NYE CL 9** Sunburn Stipple

FACE POWDERS

Classic Translucent Face Powders

Sets creme makeups for a durable, soft matte finish. Expect 35-100 applications per 1 oz.

Fair Translucent



Ben Nye Primary Creme Colors Chart

- NYE MP 1** .9 oz. \$7.20
- NYE TP 1** 1.5 oz. shaker bottle \$10.80
- NYE TP 2** 3 oz. shaker bottle \$14.40
- NYE TP 21** 8 oz. jar \$30.60
- Neutral Set**
- NYE MP 2** .9 oz. \$7.20
- NYE TP 5** 1.5 oz. shaker bottle \$10.80
- NYE TP 6** 3 oz. shaker bottle \$14.40
- NYE TP 61** 8 oz. jar \$30.60
- Pretty Pink Translucent**
- NYE TP 89** 1.5 oz. shaker bottle \$10.80
- NYE TP 9** 3 oz. shaker bottle \$14.40
- NYE TP 91** 8 oz. jar \$30.60
- Chestnut Translucent**
- NYE TP 42** 1.5 oz. shaker bottle \$10.80
- NYE TP 43** 3 oz. shaker bottle \$14.40
- Sienna Translucent**
- NYE TP 47** 1.5 oz. shaker bottle \$10.80
- NYE TP 48** 3 oz. shaker bottle \$14.40
- Ebony Translucent**
- NYE TP 52** 1.5 oz. shaker bottle \$10.80
- NYE TP 53** 3 oz. shaker bottle \$14.40
- Super White**
- Contains bright white pigment to brighten white, porcelain, and other very fair shades.*
- NYE MP 3** .9 oz. \$7.20
- NYE TP 7** 1.5 oz. shaker bottle \$10.80
- NYE TP 8** 3 oz. shaker bottle \$14.40
- NYE TP 81** 8 oz. jar \$30.60

Shimmer Powders \$14.40

Sheer colors with fine finish. Dust powder over high points of the face for a shimmer sparkle. .53 oz container. Expect 100-250 applications for face; 24 or more for body.

- NYE SHP 1** Cameo Shimmer
- NYE SHP 3** Rose Shimmer
- NYE SHP 5** Banana Shimmer
- NYE SHP 7** Bronze Shimmer

MAGICOLOR PAINT & GLITTER

MagiCake Aqua Paints \$14.40

Ideal for face painting, masquerade, fantasy, and animal designs. Apply with wet brush or sponge. Paints dry water resistant and are removed with soap and water or Hydra Cleanse .9 oz. Expect 100-200 applications.

- NYE LA 1** Cloud White
- NYE LA 10** Marigold
- NYE LA 102** Mustard Seed
- NYE LA 104** Burnt Pumpkin
- NYE LA 108** Lime Green
- NYE LA 11** Emerald Green
- NYE LA 110** Gecko Green
- NYE LA 112** Kelly Green
- NYE LA 12** Tropical Green
- NYE LA 122** Split Pea
- NYE LA 129** Royal Purple
- NYE LA 13** Vivid Violet
- NYE LA 135** Light Lavender
- NYE LA 138** Berry Bright
- NYE LA 14** Magenta
- NYE LA 15** Passion Pink
- NYE LA 16** Hot Pink
- NYE LA 165** Bazooka Pink
- NYE LA 17** Bright Orange
- NYE LA 19** Rust
- NYE LA 192** Natural
- NYE LA 193** Neutral
- NYE LA 195** Honey Brown
- NYE LA 21** Warm Brown
- NYE LA 23** Grey
- NYE LA 24** Misty Violet
- NYE LA 25** Ultra Lite
- NYE LA 251** Linen



NYE LA 253	Toast	
NYE LA 26	Brown-Black	
NYE LA 3	Licorice Black	
NYE LA 4	Fire Red	
NYE LA 5	Bright Red	
NYE LA 52	Cranberry	
NYE LA 6	Calypso Blue	
NYE LA 61	Stormy Blue	
NYE LA 62	Cosmic Blue	
NYE LA 63	Lagoon	
NYE LA 65	Marine Blue	
NYE LA 8	Turquoise	
NYE LA 80	Caribbean	
NYE LA 81	Tahitian Blue	
NYE LA 82	Seafoam	
NYE LA 89	Maize	
NYE LA 9	Sunshine Yellow	
NYE CFK 12	Classic Palette, 12 colors	\$48.60
NYE CFK 14	Creature Palette, 12 colors	\$48.60
NYE CFK 16	Special FX Palette, 12 colors	\$48.60
NYE CFK 18	Fantasy Palette, 12 colors	\$48.60
NYE CFK 6	Primary Palette, 6 colors	\$27.00

Aqua Glitter \$9.00
Just shake and apply over makeup or directly to face, hair, and body. Dries to a flake-resistant finish. 1 fl. oz. Expect 20-60 applications.

NYE AG 1	Gold
NYE AG 10	Copper
NYE AG 11	Galactic Violet
NYE AG 2	Silver
NYE AG 8	Neon Green
NYE AG 4	Blue
NYE AG 5	Fuchsia
NYE AG 6	Green
NYE AG 7	Purple
NYE AG 3	Red

that quickly dries to a matte finish. Expect 3-50 applications per oz.
NYE GG 1 oz \$9.00

Sparklers Glitter \$6.30
Glow with glitter. Press Sparklers into unpowdered creme makeup, or lightly sprayed



LiquiSet Sealer. .14 oz. Expect 10-50 applications.

NYE MD 1	Opal Ice
NYE MD 10	Silver Prism
NYE MD 11	Black Diamond
NYE MD 12	Copper
NYE MD 13	Galactic Violet
NYE MD 2	Fire Red
NYE MD 3	Gold
NYE MD 310	Gold Prism
NYE MD 4	Silver
NYE MD 5	Royal Blue
NYE MD 6	Fuchsia
NYE MD 7	Emerald Green
NYE MD 8	Brilliant Purple
NYE MD 9	Neon Green

MagiColor Creme Pencils \$8.10
Creamy texture for clowning, face painting, animal and fantasy. .04 oz. Expect 3-75 applications.

NYE MC 1	Black
NYE MC 11	Bright Orange
NYE MC 14	Warm Brown
NYE MC 15	Character Shadow
NYE MC 18	Misty Violet
NYE MC 19	Cosmic Blue
NYE MC 2	Fire Red
NYE MC 20	Turquoise
NYE MC 23	Kelly Green
NYE MC 3	Ruby Red

NYE MC 4	White
NYE MC 5	Blue
NYE MC 8	Violet

CLOWN WHITE

Highly pigmented stunning white formula. Expect 5-10 faces per 1 oz.

NYE CW 1	.65 oz.	\$5.40
NYE CW 2	1.75 oz.	\$7.20
NYE CW 3	3 oz.	\$9.00
NYE CW 4	8 oz.	\$16.20
NYE CW 5	16 oz.	\$21.60

EFFECTS WHEELS & COLORS

F/X Wheels are a remarkable artistic resource to create burns, bruises, aging, and other character effects. Red and purple shades are formulated in a high-intensity "ultimate effect" formula.

Achieve a thin "stain" by blending with several drops of alcohol on a brush. Set with Neutral Set Powder, followed by a light spray of Final Seal for extra durability. Wheels are .5 oz and contain 4 colors. Expect 50-300 designs per .5oz.

NYE CK 1	Bruises	\$16.20
NYE CK 11	Old Character I	\$16.20
NYE CK 13	Old Character II	\$16.20
NYE CK 15	Camouflage	\$16.20
NYE CK 3	Cuts & Bruises	\$16.20
NYE CK 4	Bruises & Abrasions	\$16.20
NYE CK 5	Burns & Blisters	\$16.20
NYE CK 7	Age Stipple	\$16.20
NYE CK 8	Age Effects	\$16.20
NYE CK 9	Severe Exposure	\$16.20



Glitz It Glitter Gel

Holographic Opal Ice glitter in an invisible gel

Ben Nye Effects Wheels Chart



NYE CK 1 Bruises



NYE CK 3 Cuts & Bruises



NYE CK 4 Bruise & Abrasions



NYE CK 5 Burns & Blisters



NYE CK-7 Age Stipple



NYE CK 8 Age Effects



NYE CK 9 Severe Exposure



NYE CK 11 Old Character I



NYE CK 13 Old Character II



NYE CK-15 Camouflage



Professional Wheels

Pro Creme Wheels provide professionals with unlimited character options. All can be layered for intensity and thinned with alcohol to create a translucent wash. Blood shades are great to simulate various subtle injuries (fresh or healing). Set with Neutral Set Colorless Powder. Wheels are 1 oz. Expect 100-600 designs per 1oz.



NYE MDW Master Disaster



NYE ZW Zombie Wheel



NYE MW Monster Wheel



NYE DW Death Wheel



NYE EW 1 Pro Bruises Wheel



NYE EW 3 Pro Cuts & Bruises



NYE EW 4 Master Bruise



NYE EW 41 Pro Bruise & Abrasions



NYE EW 5 Pro Burns & Blisters



NYE EW 7 Trauma Simulation



NYE RW Rainbow Wheel



NYE RB Red, White & Black

Creme Character

Wheels \$25.20

NYE DW

Death Wheel, 6 colors

NYE MW

Monster Wheel, 6 colors

NYE RB

Red, White & Black Wheel, 3 colors

NYE RW

Rainbow Wheel, 4 colors

NYE ZW

Zombie Wheel, 6 colors

Pro FX Wheels

\$25.20

- NYE EW 1** Pro Bruises, 4 colors
- NYE EW 3** Pro Cuts & Bruise, 4 colors
- NYE EW 4** Master Bruise, 6 colors
- NYE EW 41** Pro Bruises & Abrasions, 4 colors
- NYE EW 5** Burns & Blisters, 4 colors
- NYE EW 7** Trauma Simulation, 3 colors
- NYE EW 9** Bald Cap Stipple, 4 colors
- NYE FW** Fireworks Fantasy, 6 colors
- NYE KW** Camouflage, 4 colors
- NYE MDW** Master Disaster, 6 colors

Creme Character Bases

\$7.20

Unique character shades. .5 oz, Expect 10-35 designs.

- NYE CB 1** Vampira
- NYE CB 2** Vampire
- NYE CB 3** Skeleton
- NYE CB 4** Old Character
- NYE CB 6** Witch
- NYE CB 7** Werewolf Brown
- NYE CB 8** Ghoul Grey

F/X Creme Colors

\$8.55

Ideal for creating visually impactful injury simulations, dramatic makeup designs, and adding subtle character details. The unique pigmentation to these cremes make it possible

to apply colors opaque or blended deeply into the skin providing hyper-realistic effects. .3 oz. Expect 50-250 applications.

- NYE FX 0** White
- NYE FX 00** Ultralite
- NYE FX 1** Medium Plum
- NYE FX 10** Sapphire Blue
- NYE FX 11** Sallow Green
- NYE FX 12** Chrome Yellow
- NYE FX 121** Goldenrod
- NYE FX 13** Capillary Stipple
- NYE FX 14** Bile
- NYE FX 15** Liver Spot
- NYE FX 17** Freckle Spot
- NYE FX 19** Age Spot
- NYE FX 192** Character Shadow
- NYE FX 2** Bruise
- NYE FX 3** Burnt Coral
- NYE FX 31** Fire Red
- NYE FX 32** Dried Blood
- NYE FX 321** Dark Sunburn
- NYE FX 33** Blood Red
- NYE FX 34** Fresh Cut
- NYE FX 35** Dark Crimson
- NYE FX 4** Charcoal Blue
- NYE FX 5** Dark Burgundy
- NYE FX 51** Maroon
- NYE FX 6** Purple
- NYE FX 7** Midnite Violet
- NYE FX 72** Black & Blue
- NYE FX 77** Dark Brown

- NYE FX 78** Beard Stipple
- NYE FX 8** Black
- NYE FX 9** Grey Purple
- NYE FX 91** Vein
- NYE FX 97** Blue

Ben Nye Professional Wheels Chart

HAIR & BODY COLORS

Liquid Hair Colors



Apply with a toothbrush, and style easily without the stiffness associated with hair spray. Avoid use on chemically treated hair. Expect 3-10 applications per 1 oz.

- NYE AH 2** Auburn, 2 oz. **\$8.10**
- NYE BH 2** Dark Brown, 2 oz. **\$8.10**
- NYE DG 2** Dark Grey, 2 oz. **\$8.10**
- NYE DG 3** Dark Grey, 8 oz. **\$16.20**
- NYE HG 1** Silver Grey, 1 oz. **\$6.30**
- NYE HG 2** Silver Grey, 2 oz. **\$8.10**
- NYE HG 3** Silver Grey, 8 oz. **\$16.20**
- NYE HG 4** Silver Grey, 8 oz. **\$25.20**

NYE BH 2	Dark Brown, 2 oz.	\$8.10
NYE HG 4	Silver Grey, 16 oz.	\$25.20
NYE HI 1	Ivory, 1 oz.	\$6.30
NYE HI 2	Ivory, 2 oz.	\$8.10
NYE HI 3	Ivory, 8 oz.	\$16.20
NYE HW 1	Snow White, 1 oz.	\$6.30
NYE HW 2	Snow White, 2 oz.	\$8.10
NYE HW 3	Snow White, 8 oz.	\$16.20
NYE HW 4	Snow White, 16 oz.	\$25.20
NYE MB 1	Midnite Black, 1 oz.	\$6.30
NYE MB 2	Midnite Black, 2 oz.	\$8.10
NYE MB 3	Midnite Black, 8 oz.	\$16.20
NYE TH 2	Taupe, 2 oz.	\$8.10

Crepe Wool Hair

This woolen fiber can be used to create beards, sideburns and mustaches. Sold by the foot and yard.

Yard	\$14.40	Foot	\$7.20
Yard #	Foot#		
NYE WH 1	NYE WH 1 Foot		
NYE WH 10	NYE WH 10 Foot	Medium Brown	
NYE WH 11	NYE WH 11 Foot	Brunette	
NYE WH 12	NYE WH 12 Foot	Dark Brown	
NYE WH 15	NYE WH 15 Foot	Ginger	
NYE WH 19	NYE WH 19 Foot	Lite Grey	
NYE WH 2	NYE WH 2 Foot	Lite Blond	
NYE WH 20	NYE WH 20 Foot	Medium Grey	
NYE WH 21	NYE WH 21 Foot	Dark Grey	
NYE WH 22	NYE WH 22 Foot	Black	
NYE WH 3	NYE WH 3 Foot	Ash Blond	
NYE WH 4	NYE WH 4 Foot	Strawberry Blond	
NYE WH 6	NYE WH 6 Foot	Lite Auburn	
NYE WH 7	NYE WH 7 Foot	Dark Auburn	



NYE WH 9	NYE WH 9 Foot	Lite Brown
-----------------	----------------------	------------

Tooth Color \$8.10

Colors dry quickly and last for hours. Remove with toothpaste or rubbing alcohol on swab. .125 oz. Expect 20-50 applications.

NYE TC 0	Natural White
NYE TC 1	Black
NYE TC 2	Nicotine
NYE TC 3	Zombie Rot
NYE TC 4	Decay

Bronzing Body Tint

Water resistant. Apply with sponge, remove with Hydra Cleanse or cleanser and water. Expect 3-8 applications per 1 oz.

NYE BT 0	1 oz.	\$5.40
NYE BT 1	2 oz.	\$7.20
NYE BT 2	8 oz.	\$14.40
NYE BT 3	16 oz.	\$19.80

Grimes FX Powders

These realistic details can play a huge role in conveying a character's authenticity. Test on

fabrics before use. Expect 10 -20 applications per 1 oz.

NYE MP 8	Ash, .9 oz.	\$7.20
NYE AP 10	Ash, 5.3 oz.	\$16.20
NYE AP 11	Ash, 10.4 oz.	\$21.60
NYE MP 5	Coal, .9 oz.	\$7.20
NYE CM 10	Coal, 5.3 oz.	\$16.20
NYE CM 11	Coal, 10.4 oz.	\$21.60
NYE MP 4	Plains Dust, .9 oz.	\$7.20
NYE PD 10	Plains Dust, 4.5 oz.	\$16.20



NYE PD 11	Plains Dust, 10 oz.	\$21.60
------------------	---------------------	----------------

ADHESIVES & REMOVERS

Spirit Gum Adhesive

Dries to a flat finish and keeps lace beards, hair pieces, and prosthetic appliances firmly attached. Expect 4 applications per .25 oz.

NYE SG 1	.25 fl. oz.	\$5.40
NYE SG 2	1 fl. oz.	\$10.80
NYE SG 25	4 fl. oz.	\$25.20
NYE SG 3	8 fl. oz.	\$36.00

Spirit Gum Remover

Quickly dissolve the sticky residues of Spirit Gum Adhesive. Follow with Hydra Cleanse or soap and water. Expect 3-15 applications per 1 oz.

NYE GR 1	.5 fl. oz.	\$3.60
NYE GR 2	1 fl. oz.	\$4.50
NYE GR 22	2 fl. oz.	\$7.20
NYE GR 25	4 fl. oz.	\$10.80
NYE GR 3	8 fl. oz.	\$14.40

Prosthetic Adhesive

A cosmetic to securely bond prosthetic appliances to the skin. Resists perspiration. Remove with Remove-It-All or Bond Off! Expect 15-35 application per 1 oz.

NYE AD 1	1 fl. oz.	\$10.80
NYE AD 3	4 fl. oz.	\$25.20

Remove-It All

Contains universal solvents that make it indispensable as a cleanser to gently and efficiently remove all creme makeup, Spirit Gum Adhesive, Medical Adhesive and Prosthetic Adhesive.

Non-hazardous, fragrance free. Follow with Hydra Cleanse or soap and water. Expect 15-50 applications per 1 oz.

NYE RR 2	2 fl. oz.	\$9.00
NYE RR 8	8 fl. oz.	\$16.20
NYE RR 16	16 fl. oz.	\$25.20

Bond Off! Remover

Quickly and thoroughly removes Spirit Gum, Prosthetic Adhesive, and similar adhesive residues from skin and appliances.

Follow with

Hydra Cleanse or soap and water. Expect 5-15 applications per 1 oz.

NYE BR 0	.5 fl. oz.	\$3.60
NYE BR 11	1 fl. oz.	\$5.40
NYE BR 1	2 fl. oz.	\$9.00
NYE BR 15	4 fl. oz.	\$10.80
NYE BR 21	8 fl. oz.	\$16.20
NYE BR 3	16 fl. oz.	\$25.20
NYE BR 4	32 fl. oz.	\$41.40



Liquid Latex

Multi-functional. Apply to stretched skin for aging, extreme blisters, and wounds. Highly recommended to do a patch test on inside of wrist before application to confirm compatibility with skin. Expect 8-20 applications

per 1 oz.

NYE LL 1	1 fl. oz.	\$7.20
NYE LL 2	2 fl. oz.	\$10.80
NYE LL 25	4 fl. oz.	\$16.20
NYE LL 3	8 fl. oz.	\$23.40
NYE LL 4	16 fl. oz.	\$34.20
NYE LL 5	32 fl. oz.	\$46.80
NYE LL 52	Latex for sensitive skin	\$14.40
NYE LR 1	Clear Latex 1 fl. oz.	\$7.20
NYE LR 25	Clear Latex 4 fl. oz.	\$16.20



Nose & Scar Wax

Pliable, yet firm, to create simulated injuries. Spirit gum beneath wax provides longer wear. Seal with liquid latex. Expect 4-25 applications

per 1 oz.

NYE NW 1	1 oz.	\$6.30
NYE NW 2	2.5 oz.	\$9.00
NYE NW 3	8 oz.	\$19.80



BLOOD EFFECTS

Stage Blood

Realistic qualities include vivid coloring and medium flowing viscosity. Peppermint flavored and safe in mouth. May stain some fabrics and surfaces. Test before use. Expect 12-30 applications per 1 oz.

NYE SB 2	.5 fl. oz.	\$3.15
NYE SB 3	1 fl. oz.	\$4.50
NYE SB 4	2 fl. oz.	\$7.20
NYE SB 45	4 fl. oz.	\$11.70



NYE SB 5	8 fl. oz.	
		\$15.30
NYE SB 6	16 fl. oz.	
		\$25.20
NYE SB 7	32 fl. oz.	
		\$37.80

Dark Blood

Perfectly replicates the appearance of oxidized blood. Although unflavored, it is safe to use in and around the mouth. May stain some fabrics and surfaces. Test before use. Expect 12-30 applications per 1 oz.

NYE DSB 2	.5 fl. oz.	\$3.15
NYE DSB 3	1 fl. oz.	\$4.50
NYE DSB 4	2 fl. oz.	\$7.20
NYE DSB 5	8 fl. oz.	
		\$15.30
NYE DSB 6	16 fl. oz.	
		\$25.20
NYE DSB 7	32 fl. oz.	
		\$37.80



Thick Blood

Moist, jam-like texture can be used to fill wounds. "Scrape" along skin for an abrasion or road rash. Washable. Expect 10-35 applications per 1 oz.

NYE TB 0	.5 oz.	\$7.20
NYE TB 1	1 oz.	\$10.80
NYE TB 2	6 oz.	\$27.00
NYE TB 3	16 oz.	\$39.60

Fresh Scab

Authentic brownish-blood tint for older, dried blood clotting effects. May stain some fabrics, test before use. Expect 10-35 applications per 1 oz.

NYE TS 0	.5 oz.	\$7.20
NYE TS 1	1 oz.	\$10.80
NYE TS 2	6 oz.	\$27.00

Effects Gel

Effects Gel is a special effects grade gelatin that allows artists to create 3D effects that solidify and hold their shape. Expect 3-50 applications per 1 oz.

NYE GE 1	Blood, 1 fl. oz.	\$10.80
NYE GE 2	Blood, 2 fl. oz.	\$12.60
NYE GE 3	Flesh (clear), 1 fl. oz.	\$10.80
NYE GE 4	Flesh (clear), 2 fl. oz.	\$12.60
NYE GE 5	Scar (opaque), 1 fl. oz.	\$10.80
NYE GE 6	Scar (opaque), 2 fl. oz.	\$12.60
NYE GE 10	3 - 1 fl. oz. bottles	\$22.50
NYE GE 11	3 - 2 fl. oz. bottles	\$28.80

SEALERS & CLEANSERS

LiquiSet

Water-base, easily mixes with MagiCake and other cake products for a smudgeproof and water resistant finish. Expect 10-40 applications per 1 oz.

NYE LQ 0	1 fl. oz. spritzer	\$6.30
-----------------	--------------------	---------------

NYE LQ 1	1 fl. oz.	\$6.30
NYE LQ 2	2 fl. oz.	\$9.00
NYE LQ 21	2 fl. oz. spritzer	\$9.00
NYE LQ 4	4 fl. oz.	\$12.60
NYE LQ 16	16 fl. oz.	\$30.60

Final Seal Matte Sealer

Apply over any completed makeup for a smudge and waterproof finish. Expect 20-50 applications per 1 oz.

NYE FY 0	1 fl. oz. Spritzer	\$10.80
NYE FY 2	2 fl. oz. Spritzer	\$16.20
NYE FY 4	4 fl. oz. Spritzer	\$27.00
NYE FY 8	8 fl. oz.	\$34.20
NYE FY 16	16 fl. oz.	\$58.50

Castor Sealer

Ideal to seal latex materials and appliances. After sealing, creme makeup can be applied to latex; eliminates need for rubber mask grease. Expect 15-40 application per 1 oz.

NYE KS 00	.5 fl. oz.	\$3.15
NYE KS 0	1 fl. oz.	\$4.05
NYE KS 1	2 fl. oz.	\$7.20
NYE KS 2	8 fl. oz.	\$12.60

Quick Cleanse

Light, gentle formula easily removes all creme makeups. Gently massage cleanser into makeup with cotton pad, fingers, or sponge and wipe away. Rinse skin with water. Expect 4-20 applications per 1 oz.

NYE QR 1	.5 fl. oz.	\$3.60
NYE QR 2	1 fl. oz.	\$4.50
NYE QR 3	2 fl. oz.	\$7.20
NYE QR 41	8 fl. oz. pump	\$14.40
NYE QR 5	16 fl. oz. jug	\$18.00

Hydra Cleanse

Gently cleanses face and body, leaving the skin feeling clean, smooth and refreshed. Expect 15-20 applications per 1 oz.

NYE HR 1	2 fl. oz.	\$4.50
NYE HR 21	8 fl. oz. pump	\$10.80
NYE HR 3	16 fl. oz. jug	\$13.50

BRUSHES, SPONGES & MAKEUP



TOOLS

Brushes

NYE FB 2	Flat, 3/32"	\$5.85
NYE FB 3	Flat, 5/32"	\$6.30
NYE FB 5	Flat, 1/4"	\$6.75
NYE FB 7	Flat, 5/16"	\$7.20
NYE FB 10	Flat, 3/8"	\$8.10
NYE FB 12	Flat, 7/16"	\$9.00

NYE DB 8	Dome Eye Shadow, 6mm	\$8.10
NYE DB 12	Dome Eye Shadow, 8mm	\$9.00
NYE AB 4	Angle Shadow, 4.5mm	\$7.20
NYE AB 8	Angle Shadow, 6mm	\$8.10
NYE AB 12	Angle Shadow, 7mm	\$9.00

Brush Cleaner

NYE BC 1	2 fl. oz.	\$8.10
NYE BC 11	2 fl. oz. spray	\$8.10
NYE BC 2	8 fl. oz.	\$16.20
NYE BC 3	16 fl. oz. jug	\$25.20
NYE BC 4	32 fl. oz. jug	\$39.60

Puffs, Sponges, & Foam Applicators



NYE VP 1	Velour Powder Puff, single	\$3.60
NYE VP 2	Velour Powder Puff, dozen	\$39.60
NYE HS 1	Hydra Sponge, small	\$4.50

NYE HS 3	Hydra Sponge, medium	\$5.40
-----------------	----------------------	---------------

NYE LF 1	Synthetic Sponge, single	\$3.60
NYE LF 2	Synthetic Sponge, dozen	\$39.60

NYE FNS 1 Fine Pore Stipple Sponge, single **\$3.60**

NYE FNS 2 Fine Pore Stipple Sponge, dozen **\$39.60**

NYE NS 1 Medium Pore Stipple Sponge, single **\$3.60**

NYE NS 2 Medium Pore Stipple Sponge, dozen **\$39.60**

NYE FB 111 Foam Tip Applicator/25pk **\$5.40**



Pencil Sharpeners

NYE SP	Single Hole Sharpener	\$5.40
NYE DP	Dual Hole Sharpener	\$8.10



KITS

PERSONAL KITS **\$23.40**
Provides professional quality makeup for several rehearsals and performances. Personal Kits assure each actor the benefit of strict hygiene at an affordable price.

NYE KIT PK 0	Fair: Lightest
NYE KIT PK 1	Fair: Light/Medium
NYE KIT PK 2	Fair: Tan
NYE KIT PK 3	Olive: Light/Medium
NYE KIT PK 4	Olive: Deep

NYE KIT PK 45 Brown: Light
NYE KIT PK 5 Brown: Medium
NYE KIT PK 6 Brown: Dark
kit includes in clear plastic case:
creme foundation mini contour
blush highlight & lip palette
setting powder eyebrow pencil
flat brush powder puff
latex sponge stipple sponge



THEATRICAL MAKEUP KIT

Quality components in full sizes cover straight, beauty, old age, and special character effects of dozens of applications for instruction and theatrical productions.

CREME KITS \$74.10

NYE KIT TK 1 Fair: Light-Medium
NYE KIT TK 2 Fair: Medium-Tan
NYE KIT TK 3 Olive: Light-Medium
NYE KIT TK 4 Olive: Medium-Deep
NYE KIT TK 5 Brown: Light
NYE KIT TK 6 Brown: Medium
NYE KIT TK 7 Brown: Deep

kits include:

creme foundation dry rouge
rouge blush highlight shadow
contour wheel bruise F/X color wheel
hair color nose & scar wax
liquid latex dark blood
spirit gum spirit gum remover
brow & lash comb flat brushes
latex foam sponge stipple sponge
velour powder puff swab tip applicators
eyebrow & lip pencil
translucent face powder

CAKE KITS \$83.60

NYE KIT TK 11 Fair Complexions
NYE KIT TK 12 Olive Complexions
NYE KIT TK 13 Brown Complexions

kits include:

color cake foundation
eye shadow creme contour wheel
powder rouge bruise F/X color wheel
hair color nose & scar wax
dark blood spirit gum
spirit gum remover swab tip applicators
brow & lash comb flat brushes
hydra sponge stipple sponge
velour powder puff
eyebrow & lip pencil translucent face powder



ADHESIVES

AdGem™

Ad Gem is a safe, latex-free adhesive used for all types of body decoration. This adhesive has a water based acrylic formula that is safe and comfortable, providing the perfect amount of hold for glitters, jewels, eyelashes and other cosmetic accessories. It is in liquid form when dispensed from the tube and quickly changes to a rubber-like consistency when it is exposed to the air.

MEH ADGEM 354R .17 oz. with 30 rhinestones \$6.95
MEH ADGEM 354P .5 oz. \$11.95

Adhesive Strips

Latex-free double-sided Adhesive Tape Strips and Dots.

Strips are 1" x 3" and are double sided.

Dots are .75" and are also double-sided.

Contains 24 dots and 12 strips.

MEH TAPE S Double Sided Strips and Dots \$5.95



Spirit Gum

Solution for adhering crepe hair, wigs, prosthetic noses, bald caps, and more.

MEH SG .05Z .05 oz. w/brush \$3.25
MEH SG .125OZ .125 oz. w/brush \$5.95
MEH SG 1OZ 1 oz. w/brush \$8.95
MEH SG 4.5OZ 4.5 oz. \$18.95

MEH SG M1 1 oz. matte w/brush \$8.95

MEH SG M4.5 4.5 oz. matte \$18.95

EFFECTS

MEH 3D GEL C2 3-D Gel Clear Bottle, 2oz. \$8.95
MEH 3D GEL F2 3-D Gel Fleshtone Bottle, 2oz. \$8.95
MEH 3D GEL R2 3-D Gel Blood Red Bottle, 2oz. \$8.95
MEH 3D GEL Clear Slab, 8 oz. \$18.95
MEH BC Latex Bald Cap \$18.95
MEH CR 505 B Bruise Pro Color Ring, 5 colors \$14.95
MEH COL Scar Effect, .125 oz. \$6.95
MEH M P/W 1OZ Modeling Putty/Wax, 1.3 oz. \$6.95
MEH ML Mixing Liquid, 4.5oz. \$12.95

MEH S&T 1 Sweat & Tears, 1 oz. \$5.95
Blood Effects
MEH SQB BA .5OZ Squirt Blood-Bright Arterial, .5 oz. \$4.50

MEH SQB BA 2OZ Squirt Blood-Bright Arterial, 2 oz. \$5.95

MEH SQB BA 9OZ Squirt Blood-Bright Arterial, 9 oz. \$14.95

MEH SQB DV .5OZ Squirt Blood-Dark Venous, .5 oz. \$4.50

MEH SQB DV 2OZ Squirt Blood-Dark Venous, 2 oz. \$5.95

MEH SQB DV 9OZ Squirt Blood-Dark Venous, 9 oz. \$14.95

MEH SB BS Blood Splatter Spray, 1 oz. \$5.95

MEH SB CAPS 12 Bright Arterial-12 Edible Capsules \$4.50

Tooth Coloring Effects \$7.95

MEH TFX B Black
MEH TFX G Gold
MEH TFX N Nicotine/Decay
MEH TFX R Blood Red
MEH TFX S Spinach
MEH TFX W White

BARRIER SPRAY

Apply to clean skin before makeup to prevent sweat from coming through makeup or use to seal makeup by spraying over makeup. Prevents makeup from rubbing off on to costumes.

MEH BS 2 2 oz. pump \$11.95

MEH BS 9 9 oz. refill \$28.95



KITS

Mini-Pro Professional Makeup Kit \$20.95
Student makeup kit featuring CreamBlend™

MEH KIT KMP NF Fair/Olive Fair

MEH KIT KMP NM Medium/Olive Medium



MEH KIT KMP ND Medium Dark/Dark
kit includes in clear plastic case:
CreamBlend highlight
CreamBlend shadow
CreamBlend bases



powder puff
 Cream rouge
 2 applicators
 stipple sponge
 pencil liner
 makeup brush
 powder puff

old age instructions setting powder

Professional Makeup Kit \$18.95

- MEH KIT KMP C Clown
- MEH KIT KMP EJ Evil J
- MEH KIT KMP M Monster
- MEH KIT KMP S Skeleton
- MEH KIT KMP T Feline
- MEH KIT KMP V Vampire
- MEH KIT KMP W Witch
- MEH KIT KMP WW Werewolf
- MEH KIT KMP Z Zombie



NEUTRALIZERS & CONCEALERS

- MEH CP 605 C Conceal-It Palette, 6 colors \$14.95
- MEH CP 605 N Correct-It Palette, 6 colors \$14.95

SPECIALTY POWDERS

- MEH SP 105A 1 Charred Ash Powder .75 oz. Shaker \$6.95
- MEH SP 105A Charred Ash Powder 2.8 oz. \$10.95
- MEH SP 105D 1 Trail Dust .75 oz. Shaker \$6.95
- MEH SP 105D Trail Dust 2.4 oz. Shaker \$10.95
- MEH SP 105T 1 Texas Dirt Powder .75 oz. Shaker \$6.95
- MEH SP 105T Texas Dirt Powder 2.3 oz. \$10.95

PAINT

- MEH CPP 8 Paradise Makeup AQ, 8 colors \$34.95

BRUSHES

- MEH BRUSH 18 1/8" Flat End \$5.50
- MEH BRUSH 316 3/16" Flat End \$5.95
- MEH BRUSH 14A 1/4" Angled \$5.95
- MEH BRUSH 14 Flat 1/4" Flat End \$5.95
- MEH BRUSH 15 FLAT 5/16" Flat End \$5.95
- MEH BRUSH 15A 5/16" Angled \$5.95
- MEH BRUSH FPD Fine Point Detail \$5.50
- MEH SPONGE NS Natural Sea Sponge \$6.95

FOUNDATIONS

StarBlend™ Cake Makeup \$12.95
StarBlend™ Cake Makeup is highly pigmented pressed powder that can be used wet or dry. The full coverage formula can withstand the utmost in extreme performance conditions. 2 oz.

- MEH CM 110 1B Alabaster
- MEH CM 110 10C Ebony
- MEH CM 110 14B Butterfly
- MEH CM 110 22 Light Buff
- MEH CM 110 24 Neutral Buff
- MEH CM 110 24A Light Beige Blush
- MEH CM 110 26 Light Khaki
- MEH CM 110 4C Light Cocoa
- MEH CM 110 7C Sable
- MEH CM 110 B Black
- MEH CM 110 BL Blue
- MEH CM 110 EC Espresso Cream
- MEH CM 110 EJ Tan Golden
- MEH CM 110 G Green
- MEH CM 110 LGY Light Grey
- MEH CM 110 MG Monster Grey
- MEH CM 110 MW Moonlight White
- MEH CM 110 P Purple
- MEH CM 110 PK Pink
- MEH CM 110 O Orange
- MEH CM 110 OS10 Dark Olive
- MEH CM 110 OS2 Light Olive
- MEH CM 110 OS4 Mid-Light Olive
- MEH CM 110 OS6 Medium Olive
- MEH CM 110 OS8 Mid-Dark Olive
- MEH CM 110 R Red
- MEH CM 110 TV2 Ivory Bisque
- MEH CM 110 TV4 Soft Beige
- MEH CM 110 TV6 Light Tan
- MEH CM 110 W White
- MEH CM 110 WH Warm Honey
- MEH CM 110 Y Yellow
- MEH CM 110 EF Medium Golden

CreamBlend™ Stick Makeup \$13.95
CreamBlend™ Stick Makeup is highly pigmented, refined cream makeup in a convenient ultra-portable stick. The creamy formula was developed to withstand the utmost in extreme performance conditions including hot stage lights. CreamBlend™ Stick contains vitamins and antioxidants and is formulated without the petrolatum base often found in traditional "greasepaint" makeup. .75 oz.

- MEH CS 400 1B Alabaster
- MEH CS 400 10C Ebony
- MEH CS 400 14B Butterfly Ivory
- MEH CS 400 22 Light Buff
- MEH CS 400 22A Soft Peach
- MEH CS 400 26 Light Khaki
- MEH CS 400 38 Contour II
- MEH CS 400 4C Light Cocoa
- MEH CS 400 7C Sable
- MEH CS 400 DK 0 Dark 0
- MEH CS 400 DK 1 Dark 1
- MEH CS 400 DK 2 Dark 2
- MEH CS 400 DK 3 Dark 3

- MEH CS 400 DK 4 Dark 4
- MEH CS 400 LE Light Ebony
- MEH CS 400 LT0 Light 0
- MEH CS 400 LT1 Light 1
- MEH CS 400 LT2 Light 2
- MEH CS 400 LT3 Light 3
- MEH CS 400 LT4 Light 4
- MEH CS 400 MDK0 Med/Dark 0
- MEH CS 400 MDK1 Medium Dark 1
- MEH CS 400 MDK2 Medium Dark 2
- MEH CS 400 MDK3 Medium Dark 3
- MEH CS 400 MDK4 Medium Dark 4
- MEH CS 400 ME Medium Ebony
- MEH CS 400 MED0 Medium 0
- MEH CS 400 MED1 Medium 1
- MEH CS 400 MED2 Medium 2
- MEH CS 400 MED3 Medium 3
- MEH CS 400 MED4 Medium 4
- MEH CS 400 OS10 Dark Olive
- MEH CS 400 OS2 Light Olive
- MEH CS 400 OS4 Light/Medium Olive
- MEH CS 400 OS6 Medium Olive
- MEH CS 400 OS8 Medium/Dark Olive
- MEH CS 400 TV2 Ivory Bisque
- MEH CS 400 TV4 Soft Beige
- MEH CS 400 TV6 Light Tan
- MEH CS 400 WH Warm Honey

Brights

- MEH CS 400 7.5B Light Auguste
- MEH CS 400 A Auguste
- MEH CS 400 B Black
- MEH CS 400 BL Blue
- MEH CS 400 G Green
- MEH CS 400 GD Gold
- MEH CS 400 LG Light Grey
- MEH CS 400 MG Monster Grey
- MEH CS 400 MW Moonlight White
- MEH CS 400 O Orange
- MEH CS 400 OG Ogre Green
- MEH CS 400 P Purple
- MEH CS 400 PK Pink
- MEH CS 400 R Red
- MEH CS 400 RB Really Bright Red
- MEH CS 400 S Silver
- MEH CS 400 W White
- MEH CS 400 Y Yellow

TATTOO COVERS & COVERING™

A revolutionary cream which covers the darkest tattoos, birthmarks and other skin discolorations. Available as single units or in a five-color palette - the Tattoo CoveRing™.

- MEH CR 505 B Bruise ProCoveRing 5 Colors \$13.95
- MEH TC 505 Tattoo CoveRing™ \$13.95

- Individual units \$7.95
- MEH TC 506 TC1 Light
- MEH TC 506 TC2 Light/Medium
- MEH TC 506 TC3 Medium
- MEH TC 506 TC4 Medium/Dark
- MEH TC 506 TC5 Dark

PLEASE CONTACT US FOR ADDITIONAL MAKEUP DISCOUNTS (KITS ARE NOT DISCOUNTED)

ALL ITEMS, ESPECIALLY KITS ARE SUBJECT TO PRICE CHANGES

GENERAL MAKE UP ORDER INFORMATION

Please indicate on your order if you wish NO SUBSTITUTIONS, you wish us to SUBSTITUTE, or if you would like to be called to discuss potential substitutions. If we make substitutions,

we will attempt to make them as close as possible.

Please note: makeup is not returnable.



Mehron CreamBlend™ Stick Colors Chart





MUSTACHES, BEARDS & WIGS

Other colors &
styles available.

Please call, write, or email for additional
options.

MUSTACHES


\$9.00



LCY M 61
Standard



LCY M 2
Downturn



LCY M ENG
English



LCY M HB
Handlebar



LCY M W
Walrus



LCY M 10
Small English



LCY M EF
Errol Flynn




LCY M 11L
Fu Manchu



LCY M SB
Sideburns
\$22.50

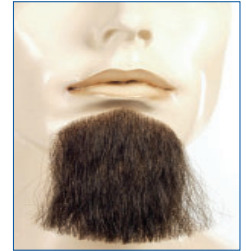


LCY B M55
Full Face Beard
\$35.00



LCY B 5PT
5 pt. Beard
\$23.40

LCY B 1PT
1 pt. Beard
\$20.70



REPRESENTATIVE WIGS

Contact us for hair color and details on the wigs shown or information
on the many additional wigs available from our hair and wig supplier.



LCY B BIB DISC
Biblical Set
\$25.20



LCY WIG GIDGET
Gidget
\$30.60



LCY Wig Frankie
Grease Wig Frankie
\$27.00



LCY WIG LION
Curly Lion Set
\$37.00

ORDER FORM

INFORMATION REQUEST FORM - GENERAL INFORMATION

Ship To:

Name _____ PO # _____
 Organization _____ Date _____
 Address _____ Phone _____
 City, State, Zip _____ Fax _____
 Address above is commercial or residential Email _____

ORDER FORM

Quantity	Catalog Number	Description	Price Each	Total

Method of Payment: *(shipping charges will be added to all orders.)*

Check enclosed Charge
(please call for estimate) *(Credit is extended to all public schools and colleges.)*

VISA
 Mastercard
 Discover
 American Express

Card number _____ Expiration Date _____

Signature _____

Subtotal	
Freight	
Sales Tax*	
TOTAL	

**Sales Tax: If you are NOT TAX EXEMPT, please add the the appropriate sales tax to the total of your order , less freight, for your state and county in Connecticut, Ohio and Pennsylvania. If you are purchasing in New York State and are subject to sales tax, please include sales tax on the total of your order including shipping. If you are TAX EXEMPT, are not a public school or government agency, please include a copy of your sales tax exemption.*

INFORMATION REQUEST FORM

Please send me the following:

Epic Velour Color Card Charisma Velour Color Card Other Information
 Charisma Velour Color Card Stage Fabrics Swatch Book
 FR Prism Velour Color Card Guide To Stage Curtains

GENERAL INFORMATION

- Syracuse Scenery & Stage Lighting Co., Inc. is open Monday - Friday, 7:30 AM - 4:00 PM.
- Voice mail is available at 315-453-8096 for after hour needs.
- Orders may be placed by mail, fax, phone or email. We will try to ship all orders within one day of receipt. Please let us know if you wish substitutions made for items not in stock, and/or indicate if you would like to be called either for substitutions or for availability of items on your order.
- For shipments under 150 lbs, our preferred method is UPS Ground. Common carrier services will be used for shipments over 150 lbs. For time sensitive shipments, expedited shipping is available via either UPS or FedEx. If you have a shipping preference, please let us know.

INDEX

Allen Wrench.....19	Drops.....10	Littlite.....25	Shackles.....16
Altman Lighting	Duck.....8	Makeup.....64-78	Sharktooth Scrim.....9-10
Fixtures.....42-43	Duvetyne.....9	Makeup Kits.....74-76	S-Hooks.....6
Anchor Shackles.....16	Egg Crate Louver.....45	Manila Rope.....16	Shrink Mirror.....24
Apollo Patterns.....58-59	Elation Fixtures.....36-37	Martin Lighting Fixtures.....38	Side Arms.....46
Backdrops.....10	Encore.....9	Masking Fabric.....9	Snoots.....45
Barndoors.....45	Erosion Cloth.....9	Medium 2Pin Base.....47	Snow.....54
Beam Clamps.....16-17	ETC Fixtures.....34, 40	Medium Prefocus Base.....47	Snow Fluid.....55
Beards.....78	Fabric.....7-9	Mega Clamp.....45	Snow Machine.....55
Belaying Pins.....19	Fall Protection.....48	Mega Claw.....45	Spike Tape.....49
Ben Nye Make Up.....64-75	Film/FX.....56	Mega Combo Tool.....46	Stage Cable.....47
Blackwrap.....49	Flame Retardant.....23	Mehron.....75-77	Stage Curtains.....5-6
Bolt Cutter.....17	Flamex.....23	Metallic Tape.....49	Stage Hardware.....18-19
Books.....49	Flexbond.....23	Mirror Balls & Motors.....54	Stage Rigging.....14-17
Boomerang.....45	Flexcoat.....23	Mirrors.....24	Stage Screws.....18
Brace Cleats.....18	Floor Block Sak-O-Sand.....11	Multi Circuit Cable.....48	Stage Set X.....16
Breakaways.....54	Flooring.....24	Multiline II.....16	Stop Cleats.....18
Break-In/Break-Out.....48	Fluorescent Paint.....22	Multipurpose Wrench.....46	Strand Lighting.....29-30
Brushes, Makeup.....74, 76	Foamcoat.....23	Muslin.....8	Streamers.....56
Brushes, Paint.....23	Fog Fluid.....54-55	Nicopress Fittings.....17	Supersaturated Paint.....20-21
Burlap.....9	Fog Machines.....54-55	Off Broadway Paint.....20	Swaging Components.....17
C-Clamp.....45	Follow Me Tracking	Order Form.....79	T Series Connectors.....47
Cable Clips.....16	Solutions.....39	Paint Brushes.....23	Tape.....49
Cable Cutter.....17	Followspots.....44	Paint Kits.....22	Tattoo Cover.....67, 76
Cable, Aircraft Utility.....16	Foot Irons.....18	Paint.....20-23	Templates.....46
Canto USA Fixtures.....41	Fosshape.....23-24	Painters Scrim.....9	Thimbles.....17
Casters.....19	Fresnel Lens.....45	Pattern Holders.....40, 56	Threefer.....47
CCF-2.....6	Fringe.....9	Patterns.....56-63	Tie Line.....18
Chain.....6	Gaffers Tape.....49	Phoenix.....42	Tobacco Cloth.....9
Charisma Velour.....7	GAM Color.....52	Pin Splitter II.....48	Top Hat.....45
Chauvet Professional	GAM Film/FX.....56	Picture Hook.....19	Tough Prime.....21
Fixtures.....33	Get-A-Grip.....45	Pin Connector.....47	Track.....12-13
China Marker.....49	Glass Gobo Holders.....40,56	Pin Hinge.....18	Track Accessories.....12-13
Choma Key Paint.....21	Glow Tape.....49	Pin Wire.....18	Turnbuckles.....17
Chroma Q Fixtures.....35	Gobo Holders.....40, 56	Pipe Clamps, Lighting.....45	Twistlock Connector.....47
Clear Com.....53	Gobos.....56-63	Pipe Clamps, Rigging.....19	Twofer.....47
Clear Gloss/Flat.....21	Gobo Rotators.....57	Plano Convex Lens.....45	U-Ground Connector.....47
Cleats.....18	Great American Patterns.....60-61	Portable Curtain Stand	Equipment.....54-55
Coffin Lock.....19	Grid Lock Clamp.....46	Equipment.....25	UV Filter.....49
Color Extender.....40	Grommet Kit.....6	powerCON.....47	Vari*Lite.....31-32
Color Frames.....45	Grommets.....6	Premiere Clear.....23	Velcro.....6
Color Media.....51-52	Guide to Stage Curtains.....5	Prismatics.....56	Velour.....7-9
Colorcoat.....21	Hair Color.....72	Prism Velour.....9	Wagon Brakes.....19
Commando.....9	Hampers.....25	Pro Fetti.....55-56	Webbing.....6
Concentrated Bases.....21	Hanger Irons.....19	Quicklinks.....17	Wigs.....78
Confetti Cannon.....55	Harnesses.....48	Radiance Hazer.....54-55	Wire Rope.....16
Confetti Cannon	Heat Shield.....49	Reflection Media.....24	Wonderflex.....23-24
Consumables.....55-56	Hinges.....18	Rigging Equipment.....15-17	Wood Shell Blocks.....16
Connectors.....47	I-Cue.....57	Rigging Services.....14	
Consoles, Lighting.....29	Iddings Deep Colors.....21	Robert Juliat Fixtures.....38	
Console Marking Tape.....49	IFR Lining.....8	Rope Set Sak-O-Sand.....11	
Cool Ink Patterns.....57	Intercom Equipment.....53	Rope.....16	
Crepe Hair Wool.....73	Iris Slot Holders.....56	Rosco Designer Patterns.....62-63	
Curtain Supplies.....6	Jute Webbing.....6	RoscoLED Tape.....24	
Curtain-To-Carrier	Keeper Hook.....19	Rosco Staging Products.....24	
Fastener (CCF-2).....6	Lamp Bases.....47	Roscolux.....51	
Custom Gobos.....57	Lamps.....50	Round Sling.....17	
D-Ring Plates.....19	Lashing Hardware.....18	Roundels.....45	
Denim Twill.....9	Le Flame.....54	Saddle Bag SAK-O-SAND.....11	
DigiComp HD.....21	LED Fixtures.....31-44	Safety Cables.....46	
Dimming Equipment.....30	LED Tape.....24	SAK-O-SAND.....11	
DMX Cables.....48	Lee Filters.....51-52	Sand Bags.....11	
DMXcat.....48	Lenses.....45	Sash Cord.....16	
DMXcat E.....48	Light Stand Base.....46	Scenery Backdrops.....10	
Dryicer.....55	Lighting Fixtures.....31-44	Scenery Bumper.....45	
	Lighting Symbol Templates.....46	Scenery Netting.....9	
	Lighting Trees.....47	Scrim Curtain.....10	



www.syracuse-scenery.com

**SYRACUSE SCENERY &
STAGE LIGHTING CO., INC.**
101 Monarch Drive
Liverpool, NY 13088-4514

SYRACUSE SCENERY & STAGE LIGHTING CO., INC. E: info@syracuse-scenery.com
101 Monarch Drive Liverpool, NY 13088-4514 P: 800-453-SSSL, 315-453-8096 F: 315-453-7897