


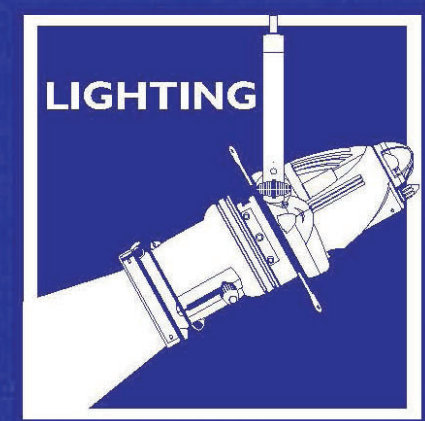


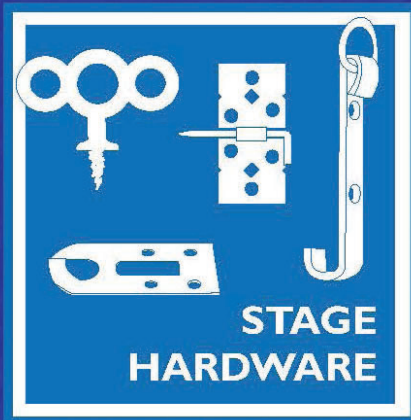


# COMPACT CATALOG



SYRACUSE SCENERY & STAGE LIGHTING CO., INC.  
101 Monarch Drive Liverpool, New York 13088-4514



# COMPACT CATALOG

Prices in this catalog are in effect at 09/01/21.

SPECIFICATIONS AND PRICES IN THIS CATALOG ARE SUBJECT TO CHANGE WITHOUT NOTICE.

Discontinued items are indicated **discontinued item**



## PAGES 4-6 & 10

Curtain Definitions,  
Sample Specifications,  
Velours, Supplies,  
Backdrops, Scrims




## PAGE 7 - 9

Fabric illustrations  
and pricing for typical  
scenic fabrics



## PAGE 11

The sand bag series



## PAGES 12 - 13

Automatic Devices  
Company, Inc. stage  
and studio tracks



## PAGES 14 - 17

SSSL rigging services  
and hardware



## PAGES 18 - 19

Stage and rigging  
hardware to build and  
fly scenery



## PAGES 20 - 24

Featuring Rosco and  
Sculptural Arts paints



## PAGES 25 - 27, 47-51, 53-55

Lighting accessories,  
tape, designer/staging  
products, intercoms,  
color media



## PAGES 28 - 29

Additional information  
from manufacturers



## PAGES 30-46

Selections of consoles,  
dimmers, and luminaires  
from a variety of  
manufacturers



## PAGE 52

Featuring popular stage  
lamp types



## PAGES 56-65

Equipment and  
supplies to create  
theatrical magic



## PAGES 66-80

Selections of products  
from Ben Nye,  
Mehron, and Morris  
Costumes hair goods

Order Form,  
Information Form,  
General Information

## PAGE 81

Index

## PAGE 82

**SYRACUSE SCENERY & STAGE LIGHTING CO., INC.** began doing business in the 1920's and was incorporated in the State of New York in 1969. Syracuse Scenery is a New York State Certified WBE.

**Syracuse Scenery** is an ETCP Recognized Employer. Participation in this program represents a commitment to the enhancement of safety and reduction of risk in the workplace by industry employers. Employers demonstrate Best Practices by using ETCP Certificants, and by encouraging their employees to become ETCP Certified Professionals. Organizations who accept these best practices stand behind the knowledge, skill, and dedication to safety of their ETCP Certified Technicians.

Professional certification is the voluntary process by which a nongovernmental organization grants recognition to an individual who has demonstrated certain abilities, skills and knowledge. ETCP includes creation of exams based upon identified bodies of knowledge, conducting those examinations, awarding of certifications, and re-certifying individuals.

**Syracuse Scenery** is very proud of its current employees with ETCP certifications, and is looking forward to the certifications of additional employees who are currently studying for their testing.



**Syracuse Scenery** actively participates in the work of ESTA Standards making and is an active member of the TSP Rigging Working Group. Syracuse Scenery is committed to continuing its support of industry work to create and improve equipment standards and workmanship in our industry.



**SYRACUSE SCENERY & STAGE LIGHTING CO., INC.**

**E: [info@syracusescenery.com](mailto:info@syracusescenery.com)**

**101 Monarch Drive Liverpool, NY 13088-4514 P: 800-453-SSSL, 315-453-8096 F: 315-453-7897**






## SYRACUSE SCENERY & STAGE LIGHTING CO., INC.

**Syracuse Scenery & Stage Lighting Co., Inc.** is a specialty contractor, providing and installing theatrical equipment, rigging, dimming control, lighting, tracks, curtains, and projection screens. Except for a very few projects where specific labor is mandated, all of Syracuse Scenery's installation projects are performed by our own full-time staff.


**Syracuse Scenery** is also a theatrical dealer, selling stage and studio equipment and supplies. A large portion of the equipment and supplies we sell are shown within this Compact Catalog. Many additional items are also available. We welcome your inquiries by phone or e-mail.

**Syracuse Scenery** is a "bricks and mortar" business. Our owned 25,000 sq ft building contains our large sewing facilities, extensive supplies inventory, general and project management offices, our rental shop, and showroom. The photographs on this page show some of the areas of the building. If you are in the area, please stop in. Our office hours during the Covid-19 pandemic currently are Monday - Friday 7:30AM - 4:00PM.

**Syracuse Scenery**, as all entertainment-related businesses, professional and academic performance programs and most, if not all people involved in performing arts, has been affected by the Covid-19 pandemic. As this is being written in mid-December 2020, we are beginning to see that an end may come to this real life tragedy. We are hopeful that all of our customers, vendors, friends, and families will survive and that 2021 and beyond will see us all reconnect and move forward.






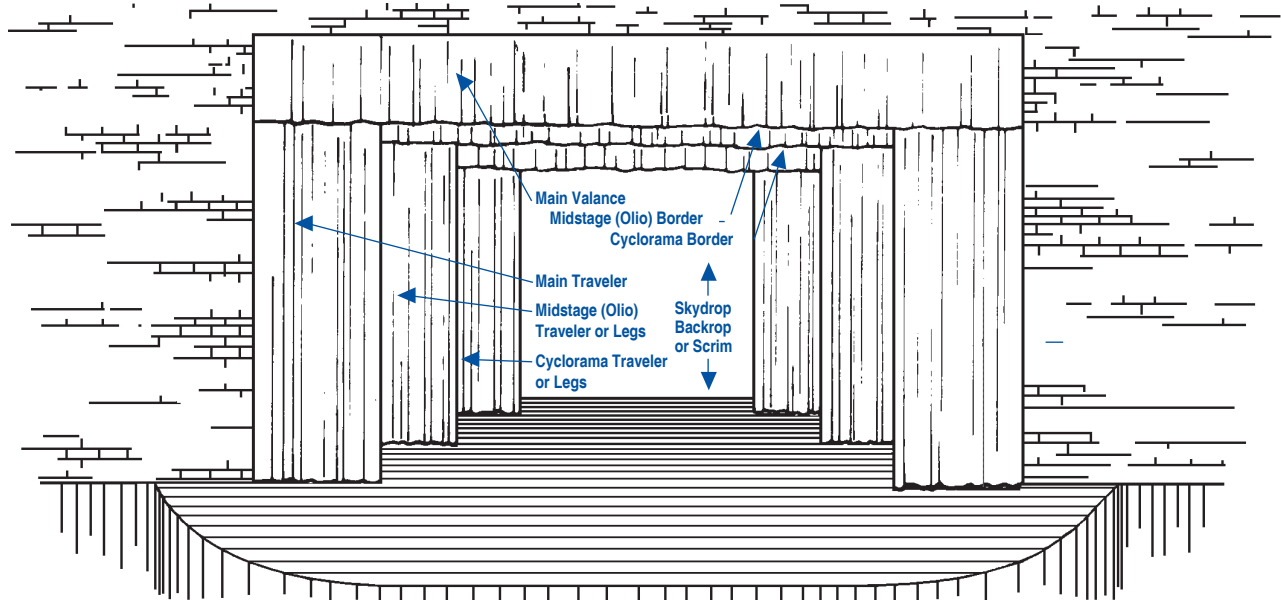




# SYRACUSE SCENERY & STAGE LIGHTING CO., INC. IS ONE OF THE LARGEST STAGE CURTAIN MANUFACTURERS IN THE UNITED STATES

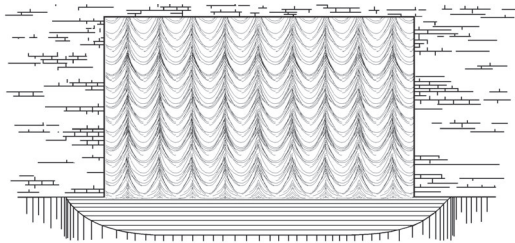


Syracuse Scenery has installed and serviced stage curtains for more than 50 years. We KNOW what is required to achieve a successful curtain. All curtains are custom-fabricated to your (or your consultant's or architect's) specifications. Our 8,500 square foot sewing room was designed for stage curtain success, and is specially lighted for color matching.



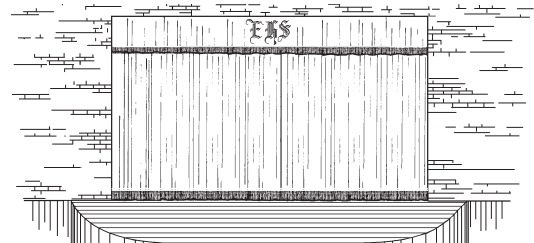
## TYPICAL PROSCENIUM STAGE CURTAINS

Syracuse Scenery created and printed the illustration above in 1973 to illustrate stage curtain terminology for our customers. Our illustration has been adopted and is used by fabric suppliers and curtain manufacturers throughout the industry.



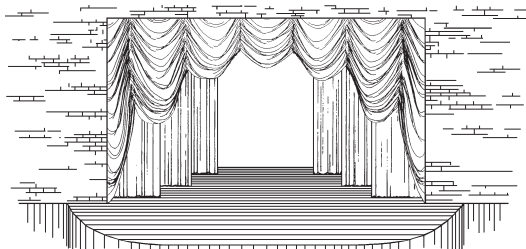
## AUSTRIAN CURTAIN

In the down position (pictured), an Austrian curtain is vertically gathered. It travels to the up position on cables rigged through rings sewn on the seams of the curtain.



## FRINGED AND MONOGRAMMED CURTAINS

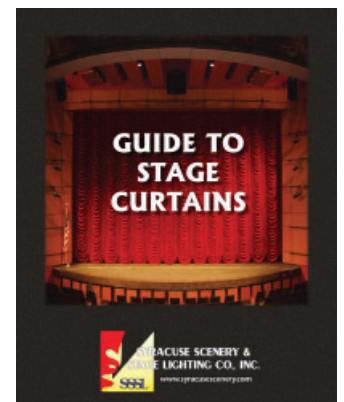
Monograms and other custom art work can be machine embroidered or applied onto the curtain. Curtains can be finished with fringe from 6" to 2 feet along the bottom hem in an assortment of metallic colors.




## CONTOUR CURTAIN

In the down position, a Contour curtain appears as a standard horizontally pleated curtain. The Contour curtain raises in adjustable swags, adding its own drama to the stage. In the up position (pictured), the curtain forms a swagged valance.

Syracuse Scenery wrote the book on stage curtains. Our booklet, *GUIDE TO STAGE CURTAINS*, is available to you **FREE** upon request.







## SUGGESTED FABRICATION SPECIFICATIONS FOR BID REQUESTS

Call, write, fax, or email for budget estimates, purchase prices, or assistance with specification preparation.

*This is an example of a typical Curtain Schedule with typical fabric selections.*

### A. CURTAIN SCHEDULE

Quantity (# of sections)	Description	Height Per Section	Width %	Fullness	Fabric	Lining
2	Main Traveler Sections	18'6"	21'0"	60	A	C
1	Main Valance	6'0"	44'0"	60	A	C
2	Midstage Traveler Sections	18'6"	21'0"	60	B	C
1	Midstage Border	6'0"	44'0"	60	B	C
3	Cyclorama Borders	6'0"	44'0"	60	D	
4	Cyclorama Legs	18'6"	8'0"	60	D	
2	Cyclorama Traveler Sections	18'6"	21'0"	60	D	
1	White Sharkstooth Scrim	20'0"	40'0"	0	E	
1	Sky Blue Cyclorama	18'0"	40'0"	0	F	

### B. FABRICS

Samples of all fabrics proposed for use must be included with bid. Each sample should be labeled as to its type and use.

1. TYPE A: 23 oz. Charisma Velour, 100% polyester, color to be selected
2. TYPE B: 18/20 oz. Crescent Velour, 100% polyester, color to be selected
3. TYPE C: 10 oz. Janus Lining, 100% polyester, color - Tan or Black
4. TYPE D: 22 oz. IFR Prism, 100% polyester, color to be selected
5. TYPE E: Seamless Sharkstooth Scrim, 100% cotton, color - White
6. TYPE F: 20' Seamless Muslin, 100% cotton, color - Sky Blue

### C. FLAME RETARDANCY:

1. 100% polyester fabrics are to be permanently flame resistant. All 100% cotton fabrics are to be chemically treated at the mill for flame retardancy. This treatment is to be effective for approximately 5 years and then must be redone together with dry cleaning.
2. A Certificate of Flame Resistance is to be provided for each fabric supplied. The certificates must be issued by the fabric manufacturer or converter.
3. Each curtain is to be labeled with a permanent tag giving the flame retardancy information and providing a suggested date for testing, if applicable.

### D. FABRICATION SPECIFICATIONS:

1. GENERAL: Curtains are to be fabricated in the sizes and fabrics as shown on the curtain schedule. Curtains are to be stitched with thread matching the color of the curtain using a safety overlock stitch.
2. FULLNESS: Fullness as listed in the Curtain Schedule is to be in addition to allowances for seams, side hems and turnbacks.
3. PLEATS: Where fullness is indicated in the Curtain Schedule, provide box pleats 12" on centers. Valances and Borders are to be pleated with the seams concealed within the pleats.
4. TOP FINISH: 3" poly webbing is to be double stitched to the top edge of the curtain with 2" of face fabric turned under. Brass, rust-proof grommets are to be inserted in pleat centers or 12" on centers for curtains sewn without pleats. 36" braided #4 cotton tie lines are supplied in grommets for curtains attached to battens. Black curtains are to be supplied with black tie lines. Plated wire S-hooks are to be supplied for track mounted curtains.
5. BOTTOM HEMS: Valances and Borders are to have 4" bottom hems. All full height pleated curtains are to have 6" bottom hems complete with separate interior chain pocket filled with No. 8 plated jack chain. The chain pocket will ride 2" above the finished bottom edge of the curtain. Curtains sewn flat will be provided with chain weight as described and a separate strip of webbing, with tie lines 12" on centers sewn onto the backside of the bottom hem to allow pipe weight to be tied on if desired.
6. SIDE HEMS: The leading side edge of the lined Traveler Curtain will have 1/2 width of face fabric turned back. All other side hems will be 2".
7. LINING: Lining (where specified) will be in the same fullness as the face fabric, will finish 2" shorter than the face fabric, and will be attached to the face fabric along the side hems and bottom hem line at the seams with 4" sections of 3/4" wide twill tapes.

## CURTAIN SUPPLIES

### JUTE WEBBING

3-1/2" width, 72 yard roll,  
11 pound weight  
WEBBING \$24.00 roll



### GROMMETS



**GROM GR2**  
#2 grommets  
\$14.51 gross

#### GROM GR3

#3 grommets \$17.85 gross

**GROM GS2** #2 grommet set  
and die \$96.20

**GROM GC2** #2 grommet  
cutter \$63.36



### GROMMET KIT

Kit contains:

- Inserting Die
- Hardwood Block
- 3 dozen Grommets
- Hole Cutter

The tools are designed for occasional use. If you use them with care, they will serve you well. Be sure to use a mallet and not a steel hammer. Available in #2 (3/8" hole) and #3 (7/16" hole) sizes.

**GROM GK2** #2 Grommet Kit \$59.27  
**GROM GK3** #3 Grommet Kit \$59.39



### LOOP/TAPE FASTENER

Velcro brand. Call for prices on sizes/colors not listed and for full roll quantities.

**VELCRO 1HB** 1" wide, plain,  
black, hook \$.25 ft  
**VELCRO 1LB** 1" wide, plain,  
black, loop \$.25 ft  
**VELCRO 1AHB** 1" wide,  
adhesive, black, hook \$.50 ft  
**VELCRO 1ALB** 1" wide,  
adhesive, black, loop \$.50 ft



### S-HOOK

Wire s-hooks for insertion, tightly crimped, into grommets

**SHOOK** \$.16



### CCF-2

Curtain-to-carrier fastener allows moving curtains without un-crimping S-hook.  
**CCF2** \$ 1.24

### CHAIN



#8 plated jack chain for insertion in curtain chain pocket (not suitable for suspending objects)  
**CHAIN** \$.52 ft



# VELOUR COLOR SWATCHES



Close representations of three of our most popular stage curtain fabrics are pictured. Swatch book or color cards are available. All three fabrics are inherently flame resistant.




**Epic Velour**  
Woven Velour  
25 ounce, 54" wide



Black




Navy




Red



Cornflower



Royal



Bankers Grey



Plum




Merlot



Brick




Crimson



Hunter



Eggplant




Provincial




**Charisma**  
25 ounce, 54" wide  
Additional colors are available



1018 Gold




1016 Maize



1003 Wheat



4171 Moleskin




1070 Brown



1043 Ice Blue



1053 Cornflower



1056 Delft Blue



1058 Hyacinth




1118 Navy




4004 Peacock




1041 Hunter




1122 Old Jade




1143 Colonial Brick



4005 Crimson




1123 Regal Red




1077 Cherry




1076 Plum




1074 Ruby



1072 Eggplant



1060 Pewter



1064 Black





# IFR PRISM

## Brushed Velour

22 ounce, 62" wide

14 ounce, 62" wide



Beige




Gold




Crimson



Cherry




Cabernet




Eggplant




Sapphire



Liberty Blue




Provincial



Hunter



Pewter



Black

## ADDITIONAL VELOUR FABRICS

Available additional KM Fabrics, Inc. inherently flame resistant velour styles include:

MATTE FACE, LOW SHEEN

Plateau Velour 13.5 ounce

Crescent Velour 18/19 ounce

Royal Velour 32 ounce

BRIGHT FACE, SHEEN

Celebrity Velour 14 ounce

Prestige Velour 25 ounce

Imperial Velour 32 ounce

Samples of all fabrics are available.

## IFR LINING FABRIC

Syracuse Scenery's standard lining fabric for inherently flame resistant fabrics is

JANUS (also called Hurricane, Avora).

JANUS is 12

ounce 10% polyester, inherently flame resistant.

It is important that lining fabric

be of the same fiber content as

the face fabric for best appearance

and maintenance. Tan and black colors are maintained in our stock.



## SCENERY FABRICS

PRICES ARE PER YARD, UNLESS OTHERWISE NOTED

### MUSLIN

#### PLAIN:

Non-flame retardant, natural color, 100% cotton, *sold flat folded, by the yard.*

**Light Weight:** 110-120 thread count

**MUS 84 LW** 84" wide \$5.90

**Heavy Weight:** 128-140 thread count

**MUS 72** 72" wide \$5.90

**MUS 80** 80" wide \$6.30

**MUS 108** 108" wide \$7.85

**MUS 120 HW** 120" wide \$8.15

*Call for availability and prices on rolled goods.*

#### FLAME RETARDANT TREATED:

Natural color, 100% cotton

**Heavy Weight:** 128-140 thread count

#### NATURAL COLOR

**MUS 77 FR** 77" wide \$8.55

**MUS 100 FR** +/-100" wide \$10.40

COLORED - +/- 100" wide

### MUSLIN

**MUS 100 FR BLUE** Sky Blue \$13.50

**MUS 100 FR WHITE** Bleached \$13.50

#### WIDE WIDTH MUSLIN:

Natural color, medium/heavy weight, first quality. Other sizes are available.

**MUS 14** 14'5" wide, Plain \$26.75

**MUS 13 FR** 13'9" wide, FR \$41.50

**MUS 16 9** 16'9" wide, Plain \$34.15

**MUS 16 5in FR** 16'5" wide, FR \$47.25

**MUS 20** 20'4" wide, Plain \$45.58

**MUS 19 FR** 19'6" wide, FR \$67.20

**MUS 33** 33' wide, Plain \$126.40

**MUS 32 FR** 32'9" wide, FR \$151.20

### DUCK

8 oz., natural color, 100% cotton

**FAB DUCK NFR** 72" wide \$4.90


**FAB DUCK FR** 69" wide \$6.50



Light Weight Plain  
Natural Color Muslin:  
110-120 thread count




Heavy Weight Plain  
Natural Color Muslin:  
128-140 thread count



Heavy Weight Flame  
Retardant Treated Sky  
Blue Muslin:  
110-120 thread count



## SCENERY NETTING

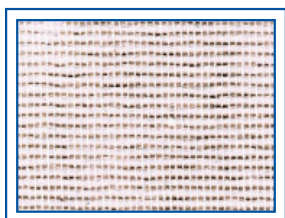


Inherently flame resistant, 1" squares,  
30'0" wide

**FAB SCENE NET N** White \$54.00

**FAB SCENE NET B** Black \$54.00

## TOBACCO CLOTH




Non-flame retardant, natural color, 95%  
cotton/5% polyester. Width and price may  
vary depending upon availability.

**FAB TOBACCO** 50-60" wide \$2.20


## EROSION CLOTH

All EROSION CLOTH fabrics are non-flame  
retardant, jute color.



**EROSION DUTCH BURLAP**

**FAB BURLAP ED** 60" wide \$2.48



**LIGHTER DUTCH BURLAP**

**FAB BURLAP LD** 60" wide \$3.42

## SSSL SCENERY FABRICS

SWATCH BOOK IS AVAILABLE UPON  
REQUEST



**HEAVY EROSION CLOTH**


**FAB BURLAP H** 48" wide \$3.30

ALSO AVAILABLE, NOT SHOWN

**SOLID BURLAP**

**FAB BURLAP S** 60" wide \$3.90

## SHARKSTOOTH SCRIM



White  
Sharktooth  
Scrim

Black  
Sharktooth  
Scrim

Blue  
Sharktooth  
Scrim

Sharktooth Scrim is 100% cotton.

## FLAME RETARDANT TREATED

**SCRIM YD WHITE** +/- 30' wide \$95.85

**SCRIM FT WHITE** \$.98 square foot

**SCRIM YD BLACK** +/- 30' wide \$101.25

**SCRIM FT BLACK** \$.98 square foot

**SCRIM YD BLUE** +/- 30' wide \$115.05

**SCRIM FT BLUE** \$.98 square foot


**PLAIN** +/- 31' wide, natural color

**SCRIM YD PAINTER** \$68.30

**SCRIM FT PAINTER** \$.79 square foot

Wider width 2 thread scrim and inherently  
flame resistant scrim are also available.


## GOLD FRINGE




6" length, gold rayon fringe

**FAB FRINGE** \$13.40

## MASKING & CURTAIN FABRICS



Except as noted, prices shown below are for  
black. Please contact us for additional color  
availability and pricing.



**COTTON VELOUR** - 54" wide

100% cotton

Flame retardant treated

**FAB PRINCESS** 16 oz. \$14.25

**FAB MARVEL** 20 oz. \$21.50

**FAB MEMORABLE** 25 oz. \$23.05

**SYNTHETIC VELOUR** - 54" wide

100% polyester

Inherently flame resistant

**FAB PLATEAU** 13-13.5 oz. \$16.38

**FAB CRESCENT** 18/20 oz. \$23.20

**FAB CHARISMA** 24.5 oz. \$28.75

## ENCORE

100% polyester

Inherently flame resistant

**FAB ENCORE 15** 15 oz., 64" wide \$16.75

**FAB ENCORE 22** 22 oz., 64" wide \$24.36

## IFR PRISM

100% polyester

Inherently flame resistant

**FAB PRISM 15** 14oz., 62" wide \$14.10

**FAB PRISM 22** 22 oz., 62" wide \$21.25

## COMMANDO

100% cotton, black napped fabric, opaque

Flame retardant treated

**FAB COMMANDO** 16 oz., 54" wide \$7.20

## DUVETYNE

100% cotton, black napped fabric, not opaque

Flame retardant treated

**FAB DUVETYNE** 8 oz., 54" wide \$6.10

## DENIM TWILL

100% cotton, plain finish, 54" wide, opaque

Flame retardant treated

**FAB DENIM BLACK** \$5.05





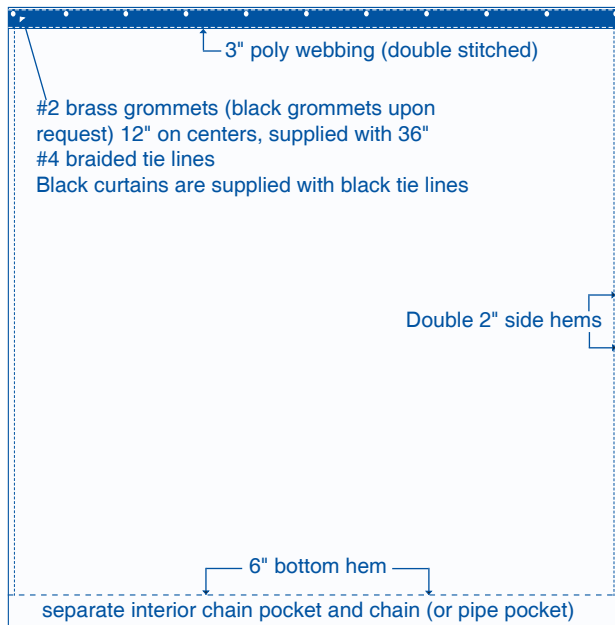


Illustration of scrim weave

## SHARKTOOTH SCRIM CURTAINS

SHARKTOOTH SCRIM CURTAINS when lighted from the rear only, become translucent, disappearing from view. In order to be effective, scrim curtains must be fabricated without seams, and special care needs to be taken to keep any ambient light from the audience or stage areas from reflecting on the scrim front surface. When lighted solely from the front, with adequate lighting, the scrim appears as a solid surface. A scrim curtain with a painted scene can appear as a solid backdrop when lighted from the front, and dissolve away when the lighting is changed to be from the rear. Lighting is the key to achieving effects with a scrim curtain. Black scrims require more front lighting to appear opaque than is required for white or light color scrims.



Scrim curtains are custom fabricated and are available fabricated from flame retardant treated fabric (FR) in white, black, grey, and light blue. Scrim curtains fabricated from inherently flame resistant (IFR) scrim fabric are available in black and white. Natural, non flame retardant Painters Scrim is available for scrims to be painted.

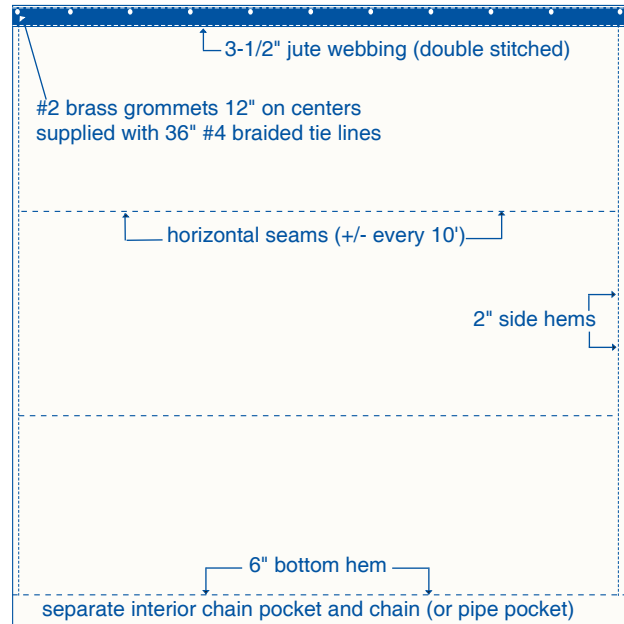
Sample sizes and prices are shown below. Please contact us for additional pricing.

## SHARKTOOTH SCRIM CURTAINS

sample prices

White Scrim (FR)	18'0" high x 30'0" wide	\$783.00
White Scrim (FR)	28'0" high x 40'0" wide	\$1,580.00
Painters Scrim	18'0" high x 30'0" wide	\$730.00
Painters Scrim	28'0" high x 40'0" wide	\$1,385.00
Black Scrim (FR)	18'0" high x 30'0" wide	\$806.00
Black Scrim (FR)	28'0" high x 40'0" wide	\$1,690.00

## SCENERY BACKDROPS



PLAIN SEAMED MUSLIN BACKDROPS are custom fabricated to your size requirements in heavyweight 100% cotton muslin, natural color.

Backdrops are shipped ready to prime and paint, complete with tie lines in the top and a chain within a chain pocket or a pipe pocket in which you can put your desired pipe weight, in a bottom 6" hem.

If you are required to have flame retardant treated Backdrops, we recommend that you treat your Drop after you have painted it. Many stage paints have a chemical reaction that is quite difficult to work with when the paint contacts flame retardant treated muslin. Flame retardant chemical concentrate, including directions, is available.

## PLAIN MUSLIN DROP CC DROP NFR \$ .90 sq. ft.

sample prices

Drop - 18'0" high x 30'0" wide	\$459.00
Drop - 18'0" high x 40'0" wide	\$612.00

FLAME RETARDANT SEAMED MUSLIN BACKDROPS are fabricated in the same manner as PLAIN BACKDROPS using chemically mill treated 100% cotton muslin in Natural, Blue, or Bleached White color.

## FLAME RETARDANT MUSLIN DROP

NATURAL	CC DROP FR	\$1.40 sq. ft.
BLUE	CC DROP FR B	\$1.55 sq. ft.
BLEACHED WHITE	CC DROP FR W	\$1.55 sq. ft.

sample prices

Natural Flame Retardant Drop		
18'0" high x 30'0" wide	\$765.00	
24'0" high x 40'0" wide	\$1,360.00	
Bleached White Flame Retardant Drop		
18'0" high x 30'0" wide	\$850.00	
24'0" high x 40'0" wide	\$1,512.00	

We can often ship a drop within several days of your order. However, at times we may need a week or two for shipping. Please give us as much time as you can and we will continue to deal with as many emergencies as we are able.





## ROPE SET BAG

*A SAND BAG  
DESIGNED FOR  
STAGE USE*

- STRONG Nylon Straps
- Sewn With STURDY Nylon Thread
- VELCRO CLOSURE
- HEAVY DUTY Galvanized Hooks
- SECURITY Tie Finish
- WEIGHT and DROP Tested
- Sizes Designed for MAXIMUM Utility

cat#	maximum sand fill weight	price
<b>SOS 10</b>	10 lbs.	\$37.45
<b>SOS 25</b>	25 lbs.	\$42.55
<b>SOS 50</b>	50 lbs.	\$52.75
<b>SOS 100</b>	100 lbs.	\$69.20
<b>SOS 150</b>	150 lbs.	\$78.70
<b>SOS 200</b>	200 lbs.	\$87.55

# Sak-O-Sand



## SERIES SAND BAGS

### FABRIC SPECIFICATIONS

1000 DENIER Cordura® Plus Nylon  
1.5oz/sq yd

HydroThane™ Coating with Durable  
Water Repellant Finish  
Mildew and Rot Resistant



The **Sak-O-Sand™** series is  
proudly manufactured in the USA by



**Sak-O-Sand™**

## SADDLE BAG

- RUGGED 2" Nylon Webbing Handle
- Sewn with STURDY Nylon Thread
- 20 or 25 pounds of sand SECURELY sewn into bag

**SOS S-10** with 10 lbs. of sand \$32.65

**SOS S-20** with 20 lbs. of sand \$41.60

**SOS S-25** with 25 lbs. of sand \$43.75

**Sak-O-Sand™**

## FLOOR BLOCK BAG



- HEAVY Cotton Webbing Straps
- Sewn with STURDY Nylon Thread
- Grommets placed for attachment to ADC track floor blocks
- 15 pounds of sand SECURELY sewn into bag

**SOS FB** \$39.05

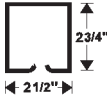









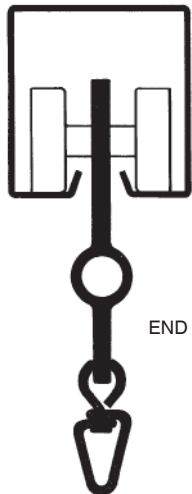
## STAGE AND STUDIO TRACKS IN GENERAL

There are two objects almost continuously in sight of a theatre audience - the staging itself and the curtains embellishing the stage. The proper operation of curtains is of utmost importance for the maximum effectiveness of a stage presentation. Syracuse Scenery is a stocking dealer of ADC equipment and is proud to offer these quality products.

The most commonly used tracks are represented in the CURTAIN TRACK SELECTOR GUIDE. Other track models, curtain machines and special components are also available. Contact us for additional information.

Trademarks and Metal Construction	Cross Section View	Carrier	Model No.	Maximum Track Length	Approx. Maximum Curtain Weight per Foot of Track (lbs)	Use
SILENT STEEL® Steel Track			280	Any length	20	<b>Model 280</b> Heavy-duty, straight stage track for curtains of any length.
BESTEEL® Steel Track			170	36'	10	<b>Model 170</b> Medium-duty, straight stage track. Curved sections available.
RIG-I-FLEX® Aluminum Track			142	Any length	15	<b>Model 142</b> Versatile, medium-duty, curved track for stages and TV studios. Rigged for walk-along operation.

**PRICES SHOWN ARE FOR SELF-COLORED METAL COMPONENTS. CONTACT US FOR PRICES ON BLACK PLATED COMPONENTS AND ADDITIONAL QUANTITY TRACK PRICE DISCOUNTS.**



END VIEW


PRICE PER FOOT COMPLETE  
WITH ALL NECESSARY  
ACCESSORIES\*  
**ADC 280 CWANA**  
\$42.07



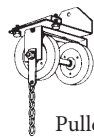
**ADC 2800 CHANNEL**  
14 gauge galvanized steel.  
Available unspliced to 26'.  
\$17.79 ft



**ADC 2801  
SINGLE CARRIER**  
Suggested spacing -  
12". Length from top  
of carrier to bottom of  
5 chain links: 11".  
\$11.72



**ADC 2802  
MASTER CARRIER**  
Carrier width:  
app. 3-1/2".  
\$37.88



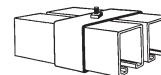
**ADC 2803  
LIVE END  
PULLEY**  
Pulley width  
app.: 4".  
\$89.01



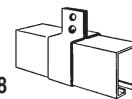
**ADC 2804  
DEAD  
END PULLEY**  
Pulley width  
app. 4".  
\$49.14



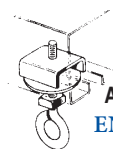
**ADC 2805  
ADJUSTABLE  
FLOOR PULLEY**  
Adjustable up to 9".  
3-1/4" long x 5" wide  
x 13" high.  
\$76.57



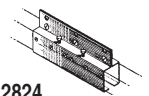
**ADC 2807  
LAP CLAMP**  
For attaching double-  
sectioned track at center  
overlap.  
\$12.18



**ADC 2808  
HANGING CLAMP**  
Recommended spacing:  
7 ft. Chain or cable  
suggested for track  
suspension. Sold as a  
2-section unit.  
\$5.70



**ADC 2809  
END STOP**  
Prevents carrier  
from moving beyond  
selected position  
in track.  
\$6.61



**ADC 2824  
SPLICING CLAMP**  
12" long x 2-3/4"  
wide x 5-1/2" high. Sold  
as a 2-section unit.  
\$57.72

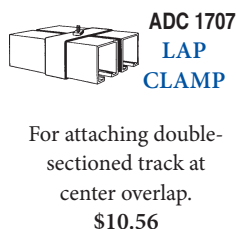
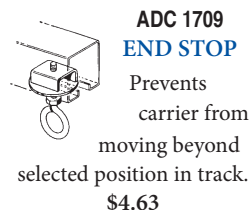
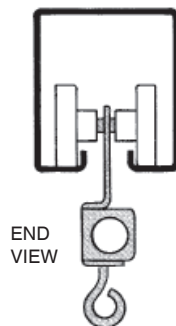
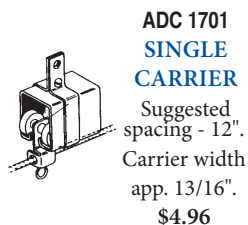

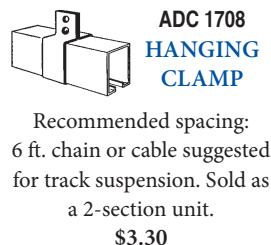
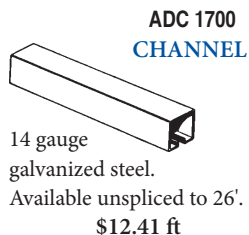


**SASH  
CORD**  
Synthetic  
center, stretch resistant.  
**ROPE SA 12**  
White \$.54 foot  
**ROPE SA 12B**  
Black \$.65 foot

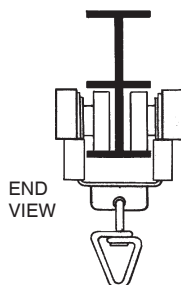
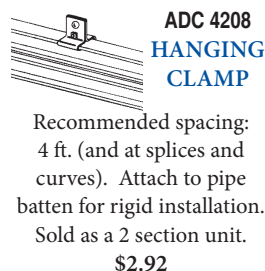
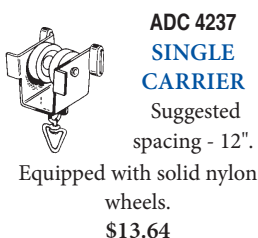
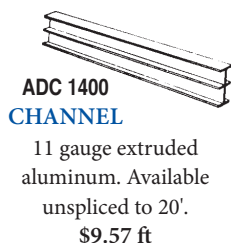


**ADC 2865  
TENSION  
FLOOR  
PULLEY**  
Tension spring  
provides cord  
tautness. 1-1/2" long  
x 3-1/2" wide x 13"  
high.  
\$64.84

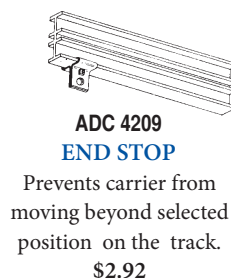
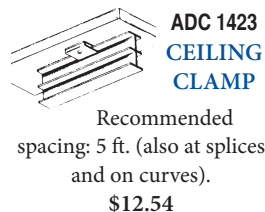




PRICE PER FOOT  
COMPLETE WITH  
ALL NECESSARY  
ACCESSORIES\*  
**ADC 170 CWANA**  
\$31.06



CONTACT US FOR  
PRICING ON MODEL 142  
COMPLETE SYSTEMS



#### \*COMPLETE WITH ALL NECESSARY ACCESSORIES


**MODEL 280** - Bi-parting track assembly - Assuming 40' proscenium opening, 20' height from track to floor, 1' center overlap and 10% to accommodate curtain stacking space beyond the proscenium opening, the following components would be provided:

- 48' No. 2800 Channel (2 - 24' sections)
- 46 No. 2801 Single Carriers
- 46 No. 2825 Rubber Bumpers
- 2 No. 2802 Master Carriers
- 1 No. 2803 Live End Pulley
- 1 No. 2804 Dead End Pulley
- 1 No. 2865 Tension Floor Pulley
- 2 No. 2807 Lap Clamps
- 8 No. 2808 Hanging Clamps (pairs)
- 2 No. 2809 End Stops
- 136' No. 2828 Sash Cord (2x width + 2x height)

**MODEL 170** - Bi-parting track assembly - Assuming 20' proscenium opening, 12' height from track to floor, 1' center overlap and 10% to accommodate curtain stacking space beyond the proscenium opening, the following components would be provided:

- 26' No. 1700 Channel (2 - 13' sections)
- 24 No. 1701 Single Carriers
- 2 No. 1702 Master Carriers
- 1 No. 1703 Live End Pulley
- 1 No. 1704 Dead End Pulley
- 1 No. 2865 Tension Floor Pulley
- 2 No. 1707 Lap Clamps
- 8 No. 1708 Hanging Clamps (pairs)
- 2 No. 1709 End Stops
- 76' No. 2828 Sash Cord (2x width + 2x height)





# STAGE RIGGING SERVICES



## Design and Specifications

Syracuse Scenery will work with you, your architect, or your consultant to provide equipment specifications, load ratings, and budget pricing.

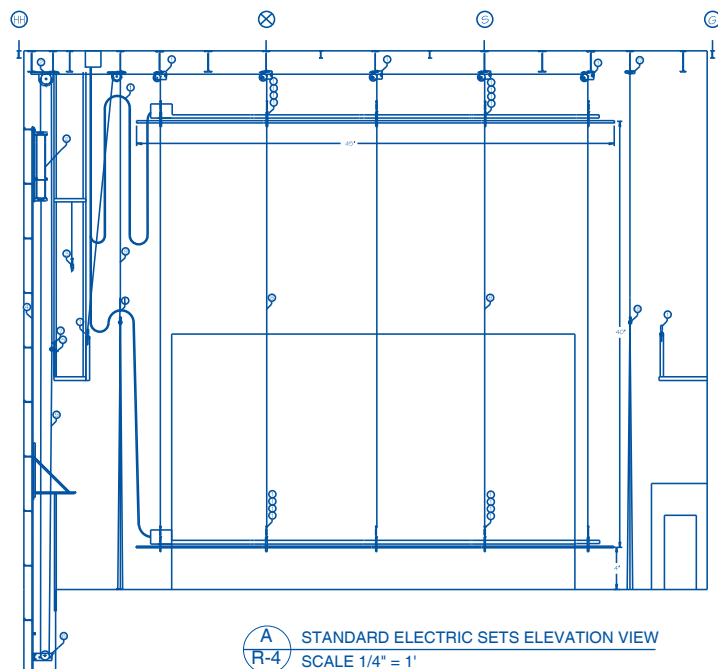
- Counterweight Rigging
- Hoist Rigging - Manual & Motorized
- Fire Safety Curtains
- Wire Tension Grids

## Safety Inspections

Call, write or fax with a description of your system to receive a quotation on a thorough, professional rigging system inspection performed by an ETCP Certified Rigger - Theatre.

## Training

Training is required to safely operate a rigging system. Syracuse Scenery offers rigging training customized for the type of equipment and users of the systems.




1	LOFT BLOCKS
2	HEAD BLOCKS
3	INDEX LIGHT
4	T - CHANNEL
5	ROPE LOCK
6	FLOOR BLOCK
7	LOCK RAIL GALLERY
8	LOFT CABLE
9	3/4" ROPE
10	CABLE CRADLE
11	STEEL BY SSSL
12	ARBOR AT LOW TRIM
13	CONNECTOR STRIP BRACKET
14	TURNBUCKLE
15	THIMBLE
16	NICOPRESS
17	BEAM CLAMP
18	PIN RAIL



NOTE  
GRID IRON JUNCTION BOX TO  
BE COORDINATED TO AVOID  
CONFLICTS WITH LOFT LINES

GREENE COMMUNITY COLLEGE		AS-BUILT ELEVATION	
 Syracuse Scenery & Stage Lighting Co., Inc. 101 Monarch Drive Liverpool, NY 13088 (315) 453-8096 FAX: (315) 453-7897		scale: VARIOUS	8204
		drawn by: JAV	job number
		date: 1/12/01	revisions: R-1
		checked by: LN	notes: drawing #





**Counterweight - Motorized Hoist - Static - Pipe Grids**



## Renovation

Today's standards for stage rigging call for equipment that is designed for safer and more efficient operation under modern loads and conditions. Carefully planned renovations can often include re-use of existing components.

## Repair

The damage that can be done to internal components by a set crash or misloading situation may not be visible. Syracuse Scenery provides a depth of knowledge in stage rigging to perform required repairs in the most satisfactory manner.

### RECENT PROJECTS:

**Nazareth College - Performance Hall**  
Rochester, NY  
*Architect: SWBR Architects & Engineers, PC*  
*Consultant: Theatre Projects*

**Jamesville-DeWitt High School**  
DeWitt, NY  
*Architect: Ashley McGraw Architects, P.C.*  
*Consultant: Scheu Consulting Services, Inc.*

**Redhouse City Center**  
Syracuse, NY

**Saquoit Valley Central School**  
Saquoit, NY  
*Architect: Ashley McGraw Architects, P.C.*  
*Consultant: AVL Designs, Inc.*

**Saratoga Springs City Hall**  
Saratoga Springs, NY  
*Architect: Clark Patterson Lee*  
*Consultant: AVL Designs, Inc.*

**Brushton-Moira Central School**  
Brushton, NY  
*Architect: SEI Design Group Architects, PC*  
*Consultant: Scheu Consulting Services, Inc.*

**SUNY Oswego - Tyler Hall Phase 2**  
Oswego, NY  
*Architect: Architectural Resources*

**PUT SYRACUSE SCENERY ON  
YOUR BID LIST FOR  
ALL STAGE RIGGING SERVICES**



## GALVANIZED UTILITY CABLE



cat#	size & construction	approximate breaking strength*	working load limit**	price per foot
<b>RIG AC 116</b>	1/16" - 7x7	480 lbs.	60 lbs.	<b>\$ .09</b>
<b>RIG AC 116 B</b>	1/16" - 7x7	480 lbs.	60 lbs.	<b>\$ .15</b>
<b>RIG AC 18</b>	1/8" - 7x19	2,000 lbs.	250 lbs.	<b>\$ .19</b>
<b>RIG AC 18 B</b>	1/8" - 7x19	2,000 lbs.	250 lbs.	<b>\$ .28</b>
<b>RIG AC 316</b>	3/16" - 7x19	4,300 lbs.	525 lbs.	<b>\$ .26</b>
<b>RIG AC 14</b>	1/4" - 7x19	7,000 lbs.	875 lbs.	<b>\$ .41</b>

"B" in catalog number indicates black cable.

\* Manufacturer's minimum. Breaking strength applies only to new, unused cable. Cable must be properly applied, properly terminated and properly maintained.

\*\* Working load limit is determined with 8 to 1 safety factor.

## ROPE



Manila Rope



Multiline II



Stage-Set X

### MANILA ROPE

Premium Manila Rope was the traditional rope for hand lines and "hemp" rigging. Manila rope changes length with temperature and humidity. Rope is available in 600' or 1,200' quantity only.

<b>ROPE MA 38</b>	3/8" - 600' spool	<b>\$77.76</b>
<b>ROPE MA 12</b>	1/2" - 600' spool	<b>\$145.52</b>
<b>ROPE MA 34</b>	3/4" - 600' spool	<b>\$339.76</b>

### MULTILINE II

Multiline II™ is a 3-strand composite rope which is constructed by twisting three strands of a blend of spun and filament polyester around cores of fibrillated polyolefin. The polyolefin keeps the strands firm and round without adding weight, which improves abrasion resistance and handling.

<b>ROPE ML 34</b>	Multiline II - White 3/4"	<b>\$1.26 /ft</b>
<b>ROPE ML 34 B</b>	Multiline II - Black 3/4"	<b>\$1.39 /ft</b>

### STAGE SET X™

Offers all of the benefits of Multiline II plus even greater strength and a non-rotating construction. Stage Set X has a parallel core of polyester fiber, wrapped in a polyester tape, and covered by a soft braided polyester jacket.

<b>ROPE SX 58</b>	5/8" Stage Set X	<b>\$2.27 /ft</b>
<b>ROPE SX 58B</b>	5/8" Stage Set X - Black	<b>\$2.80 /ft</b>
<b>ROPE SX 34</b>	3/4" Stage Set X	<b>\$2.80 /ft</b>
<b>ROPE SX 34B</b>	3/4" Stage Set X - Black	<b>\$3.29 /ft</b>

## TRACK AND GENERAL PURPOSE SASH CORD

Solid braid cotton/polyester construction with a synthetic core for manual operation or wire center core for track machine operation.



#6 Sash Cord, 3/16" diameter		
<b>ROPE SA 6WC</b>	White, Wire Center	<b>\$ .46/ft</b>
#8 Sash Cord, 1/4" diameter		
<b>ROPE SA 8</b>	White	<b>\$ .32/ft</b>
<b>ROPE SA 8B</b>	Black	<b>\$ .32/ft</b>
<b>ROPE SA 8WC</b>	White, Wire Center	<b>\$ .59/ft</b>
#12 Sash Cord, 3/8" diameter		
<b>ROPE SA 12</b>	White	<b>\$ .54/ft</b>
<b>ROPE SA 12B</b>	Black	<b>\$ .65/ft</b>



## CABLE CLIPS

USE OF WIRE ROPE CLIPS

- U-bolt should be on dead end of wire rope
- User must determine the proper number of clips,

depending on safety requirements

- Retighten clips after initial load is applied

Drop Forged Wire Rope Clips - domestic

<b>RIG CC DD18</b>	1/8"	<b>\$2.03</b>
<b>RIG CC DD316</b>	3/16"	<b>\$2.16</b>
<b>RIG CC DD14</b>	1/4"	<b>\$3.04</b>



## SCREW PIN ANCHOR SHACKLES


<b>RIG SPAS 316 DOM</b>	<b>\$4.27</b>
1/4" pin diameter, 660 lb.	

workload limit\*

<b>RIG SPAS 1/4 DOM</b>	<b>\$4.30</b>
5/16" pin diameter, 1000 lb. workload limit*	

\* Workload limit is determined with 8 to 1 safety factor.

## WOOD SHELL BLOCKS




Used for block and tackle assemblies, blocks have a common iron bearing and a becket. 4" shell length for 1/2" rope.

Safe working loads;  
single - 1,000 lbs.  
double - 1,400 lbs.  
triple - 1,800 lbs.

<b>RIG WS BLOCK S</b>	Single, 1/2"	<b>\$109.48</b>
<b>RIG WS BLOCK D</b>	Double, 1/2"	<b>\$167.44</b>
<b>RIG WS BLOCK T</b>	Triple, 1/2"	<b>\$197.19</b>

## ADJUSTABLE BEAM CLAMPS

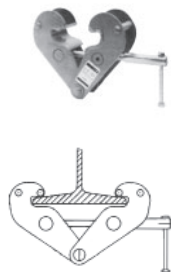


<b>RIG BC 698</b>	<b>\$19.35</b>
Will grip flange 4" to 8". 3/8" throat	
<b>RIG BC 798</b>	<b>\$19.35</b>
Will grip flange 4" to 9". 3/4" throat.	

## BEAMCLAMP

- Fits a wide range of beam sizes
- Clamp jaw design reduces flange stress by distributing load away from flange ends
- Threaded handle allow for ease of installation

- Built-in suspension bar provides for a low headroom design
  - Special locking screw mechanism ensures the unit stays tight, increasing safety
- DO NOT EXCEED RATED CAPACITY.



cat#	capacity (ton)	range (in)	weight (lbs)	price
RIG BC 1T	1	3 - 9	8.5	\$65.45
RIG BC 2T	2	3 - 9	10.5	\$73.01
RIG BC 3T	3	3.2 - 12.6	20	\$116.27
RIG BC 5T	5	3.6 - 12.2	24	\$118.65

## TURNBUCKLES



RIG TB 38 D	3/8" x 6 Jaw to Jaw	\$25.41
RIG TB 12 D	1/2" x 6 Jaw to Jaw	\$26.63

Domestically manufactured. Other sizes and attachments are available by special order.

## SWAGING FITTINGS



Swaging Oval Sleeve



Swaging Stop Sleeve

Used for cable terminations, these copper oval compression sleeves have an efficiency rating of 100% of the listed manufacturer's minimum breaking strength of the wire rope.

Swaging sleeves must be installed using the proper Nicopress hand or hydraulic tool. Stop sleeves are available for use on cable ends inside drums, etc.

Oval Sleeves		
RIG NPOS C116	1/16"	\$0.06
RIG NPOS C18	1/8"	\$0.32
RIG NPOS C316	3/16"	\$0.91
RIG NPOS C14	1/4"	\$1.33

Stop Sleeves		
RIG NPSB C18	1/8"	\$0.25
RIG NPSB C316	3/16"	\$0.28
RIG NPSB C14	1/4"	\$1.25



## WIRE ROPE THIMBLES

Thimbles are used to form an eye at the end

of a wire rope to prevent deformation and damage to the wire rope.

Oval Sleeves

RIG TH 116	1/16"	\$0.18
RIG TH 18	1/8"	\$0.18
RIG TH 316	3/16"	\$0.18
RIG TH 14	1/4"	\$0.18

## SWAGING TOOL




One tool for most of your swaging needs. Swages 1/16, 3/32, 1/8, 5/32 and 3/16. Built in cutter head on tool. Includes go/no-go gauge.

Length 24" Weight 5.5 lbs.

RIG SWAG 1SC	\$312.55
--------------	----------

## COMPLETE SWAGING TOOL KIT



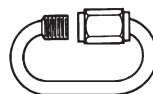
Contains:

- #1SC Swaging Tool
- Copper Sleeves: 1/16, 3/32, 1/8, 5/32, 3/16 in 100 piece bags
- C-7 Cutting Tool
- Copper Button Stops: 3/32, 1/8 in 100 piece bags
- Metal carrying case

RIG SWAGING KIT	\$509.74
-----------------	----------

## QUICKLINKS

Zinc Plated. Used to quickly connect chain or other objects for light weight rigging.



cat#/size	working load limit (lbs.)	price
RIG QL 14	880	\$1.96
RIG QL 516	1900	\$2.38
RIG QL 38	2200	\$3.64
RIG QL 12	4500	\$6.58



## CABLE CUTTER

CUTTER C7 for 1/64" to 3/16"

cable \$70.63

CUTTER C9 for 1/4" cable \$192.08

CUTTER C16 for 1/64" to 5/8" cable \$469.49

## BOLT CUTTER

CUTTER BC1 \$36.40

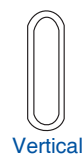
24" long, for use up to 3/8" diameter

CUTTER BC2 \$64.96

30" long, for use up to 1/2" diameter



## BLACK ROUND SLINGS



Vertical



Choker



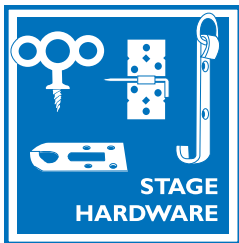
Basket

Tufflex Black Stage Roundslings are ideal for easy and inconspicuous suspension of stage sound and lighting equipment. Black sleeve material helps the sling blend into its surroundings. Color coding of the slings is achieved by using a color coded identification Tuff-Tag. Double wall sleeve material is standard. Warning: -Do not exceed rated capacities. -Rated capacities are reduced when applying angular loads.

type	rated capacities (lbs)		
	Vertical	Choker	Basket
EN30	2,650	2,120	5,300
EN60	5,300	4,240	10,600

cat#	length	price
RIG SLING EN30-3	3 feet	\$12.46
RIG SLING EN30-4	4 feet	\$15.33
RIG SLING EN30-6	6 feet	\$21.07
RIG SLING EN30-9	9 feet	\$28.14
RIG SLING EN60-3	3 feet	\$14.77
RIG SLING EN60-4	4 feet	\$18.55
RIG SLING EN60-6	6 feet	\$26.11





## LASHING AND BRACING

Traditional scenery flats are often lashed or tied with rope when temporary joints are

required. All items shown here are manufactured in heavy galvanized steel or with zinc plating.



**SH LC** Lashing Cleat  
\$3.60

Used at 36" intervals on the stiles (vertical members of a flat frame). Cleats are fastened to the stiles and lash lines are wrapped around them. 2" x 4 1/2"



**SH LCR 4** 4" Round Lash Cleat  
\$4.95  
Fastens with only two screws. Often used for tying off near the bottom of a flat.



**SH PLC** Pointed Lash Cleat  
\$3.00

Fastens with one screw, but has a pointed clip which is driven into the stile for added security. Often used for upper lash cleats.



**SH LHC** Lash Hook Cleat  
\$4.15

May be substituted for lash cleats when the line might otherwise pull off. Sometimes used as a tie-off cleat.



**SH BC S** Scheel Brace Cleat  
\$5.40

Used to fasten stage braces to scenery, and grooved to allow the stage brace hook to rest against the scenery.



**SH SC** Stop Cleat  
\$2.70

Attached to the back of a flat, it prevents the flat from falling forward when it is lashed to another flat at right angles.

## TIE LINE



#4 braided cotton. Soft glazed finish. Sold by

the foot or by the 3,000 foot reel.

WHITE	<b>TIE LINE SPOOL W</b>	\$98.61
	<b>TIE LINE FT W</b>	\$ .08
BLACK	<b>TIE LINE SPOOL B</b>	\$120.61
	<b>TIE LINE FT B</b>	\$ .10/ft

Black, #4, with synthetic core and soft, unwaxed, unglazed cover.

300'	<b>TIE LINE S3B</b>	\$11.35
600'	<b>TIE LINE S6B</b>	\$20.38
1000'	<b>TIE LINE S1B</b>	\$34.36
3000'	<b>TIE LINE S3KB</b>	\$105.40

## STAGE SCREWS

Stage screws are used to fasten flats or scenery pieces to the stage floor. The Stage Screw goes directly into a wood stage floor. The Steel Stage Screw should be used when the screw must be used in the same place several times, or where exceptional holding power is needed. To use the Steel Stage Screw, drill a 9/16" hole, screw the Stage Plug into the floor with a wide straight blade screwdriver, then fit the screw into the plug.

**SH SS E** Economy Stage Screw  
\$4.95



**SH SS S** Steel Stage Screw  
\$4.95  
3/8" diameter, heavy steel with zinc plating



**SH SP** Drop Stage Plug  
\$4.95  
Used with Steel Stage Screw, but sold separately. For 9/16" hole.

## HINGES AND PIN WIRE

Hinges are generally used as an aid in attaching scenery flats. Loose pin hinges have a removable pin. These are most often used when the scenery is to be taken apart for storage or transportation. Tight pin hinges have a permanent pin. Hinges are galvanized steel with zinc plating.

**SH LPH 1.5**



1.5" Loose Pin Hinge  
\$2.55 each

**SH TPH 1.5**




1.5" Tight Pin Hinge  
\$2.55 each

**SH LPH 2**



2" Loose Pin Hinge  
\$3.83 each



**SH TPH 2**  
2" Tight Pin Hinge  
\$3.83 each

**SH PW** Pin Wire  
\$5.22/lb.  
Often used as an alternate pin in hinges and for other stage purposes. One pound bundle.



**SH SH** Sure Hinge  
\$3.38 each  
The Sure Hinge is a special type of

loose pin hinge with interchangeable halves. It is scored so you can bend it around nominal 1" lumber.

**GERRIETS TRIPLE E** Loose Pin Hinges. A precision built hinge that doesn't have to be adapted before use. Matte black finish.



**SH LPH GER** Loose Pin Hinge  
\$1.82 each  
**SH HP GER** Hinge Pin  
\$ .45 each

## HANGING AND ATTACHING

The items in this section are all used to secure scenery, either to the floor, or for flying or hanging. While the techniques for flying scenery (lifting it above the proscenium opening) vary, the flattage usually needs to be lifted by a wire rope or manila rope. Some of these metal parts are affixed to the wooden frames of the scenery to aid in this process. Other parts are used to keep the scenery solidly affixed in place.

**SH HFI**  
Hinged Foot Iron  
\$5.85



Attaches to the back of a flat which will be flown or stacked. The hinge flips out of the way when the flat is flown or stacked.

**SH SFI**  
Bent Foot Iron  
\$9.00

A forged steel device used to fasten a flat to the stage floor.



**SH CP WR Large Ceiling Plate With Ring** **\$11.70**



Lines or cables are more easily attached with this device

affixed to the ceiling of a box set. May also be used to hang relatively lightweight scenery.

**SH THI Top Hanger Iron** **\$7.65**



Affix to the top of a scenery flat for hanging.

**SH BHI Bottom Hanger Iron** **\$8.10**



Fits under the bottom member of a scenery

flat and is usually secured parallel to the Top Hanging Iron.

**SH DRP D-Ring Plate ONLY** **\$3.15**

**SH DR D-Ring ONLY** **\$1.80**



The floor plate bolts to the stage floor and lines may be tied off through the D-ring.




**SH PHS Medium Picture Hanger Socket** **\$2.25**



**SH PHH Picture Hanger Hook** **\$2.25**  
Used to hang pictures or other very light objects to scenery.

**SH KH Batten Keeper Hook** **\$7.20**

Two or more flats, hinged or lashed together may require battening to assure rigidity. A batten of 1" x 3" lumber can be attached to the cross supports of the flats with a Keeper Hook.



## WAGON BRAKES

One of the most common problems on stage is how to quickly brake and then release rolling scenery. Rosco's Wagon Brake provides secure holding power, as well as fast, quiet releasing without the need for drilling holes in the stage floor. Mounted to the side of a platform or scenery, this brake actually lifts the scenery off

its casters, preventing the wagon from shifting under actor movements. A unique lever action pushes down a plunger, lifting even very heavy pieces with only minimal force required from a stagehand. A minimum of two brakes per unit are recommended.



**SH WB Wagon Brake** **\$23.40**  
includes 5/16" x 2-1/2" Extension Spindle

**SH WB HEAVY Heavy Duty Wagon Brake** **\$40.64**



**SH WB ES-HEAVY 3/8" X 3-1/2" Extension Spindle** **\$4.50**

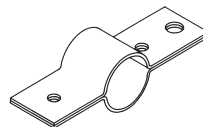


## PIPE CLAMPS

Steel pipe clamps attach to 1-1/2" and 2" ID pipe. FULL CLAMP

**RIG PC 1.5 F** for 1-1/2" ID pipe **\$9.09**

**RIG PC 2 F** for 2" ID pipe **\$8.52**



## BELAYING PINS

Belaying pins are inserted in holes on a pin rail and provide a place to wrap the rope from the set.

**SH BP W21** 21" Belaying Pin **\$16.96**  
Solid hickory wood with an easy griphandle. 1-5/32" diameter  
**SH BP S21** 21" Steel Belaying Pin - 3/4" diameter **\$72.25**

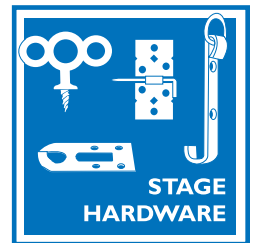


## COFFIN LOCK

ROTO Lock™ Butt-Joint Panel Fastener (Coffin lock) is used to allow the attachment and un-attachment of two surfaces. The lock is installed recessed which allows the two surfaces to come tightly together. The latching mechanism is operated by an allen wrench to engage and disengage the cam lock.

- Used for locking platforms and

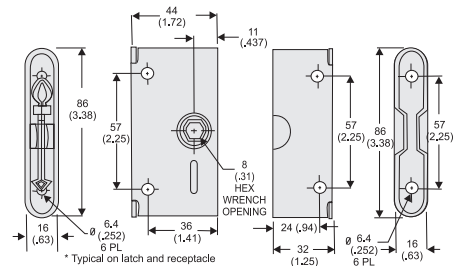
- panels together
- Can be recessed or surface mounted
- Operates simply and without springs



**SH COFFIN** **\$8.00**



**SH COFFIN TW T-Handle Allen Wrench** **\$11.20**



Standard Tab illustrated. Shallow Tab, Deep Tab and Front Mount Version Butt-Joint Panel Fasteners and Dual Lock™ Butt-Joint Panel Latches are also available by special order.

## CASTERS

Roller bearing hub, plastic threadguards, and nut and bolt axle. Wheels are blue resilex (non-marking rubber compound). Very quiet operation.



Swivel Caster

Diameter: 4"  
Overall Height: 5"  
Plate Dimensions: 3-7/8" x 3-1/8"  
Normal Load Capacity: 330 lbs.



Rigid Caster

**CASTER 4 R** Rigid Caster **\$12.50**

**CASTER 4 S** Swivel Caster **\$17.33**

Other diameter casters and swivel casters with brakes are available by special order.





Syracuse  
Scenery offers  
the full line of  
**ROSCO  
PAINT  
PRODUCTS**

**Rosco Paint Pricing**  
Contact us for additional discounts for  
orders over \$400

## OFF BROADWAY



A complete range of  
theatrical colors that allow  
anyone to paint drops and  
sets with true scenic paint,  
no matter how limited the  
budget. This versatile vinyl  
acrylic paint may be used  
on a variety of surfaces. It

is ready to use right out of the bucket, or it can  
be diluted to stretch your paint budget.

*cat# color/ Q=quart, G=gallon, F=5 gallon*

	OBQ 5350 White	\$14.85
	OBG 5350	\$41.58
	OBF 5350	\$190.53
	OBQ 5351 White White	\$17.55
	OBG 5351	\$50.22
	OBF 5351	\$223.56
	OBQ 5352 Black	\$16.47
	OBG 5352	\$46.44
	OBF 5352	\$206.96
	OBQ 5353 Yellow Ochre	\$16.47
	OBG 5353	\$46.44
	OBQ 5354 Burnt Umber	\$16.47
	OBG 5354	\$46.44
	OBQ 5355 Raw Sienna	\$16.47
	OBG 5355	\$46.44
	OBQ 5356 Burnt Sienna	\$16.47
	OBG 5356	\$46.44
	OBQ 5357 Raw Umber	\$16.47
	OBG 5357	\$46.44
	OBQ 5358 Earth Umber	\$16.47
	OBG 5358	\$46.44
	OBQ 5359 Ultramarine Blue	\$23.36
	OBG 5359	\$66.56
	OBQ 5360 Fire Red	\$26.60
	OBG 5360	\$75.47
	OBQ 5361 Deep Red	\$26.63
	OBG 5361	\$74.66
	OBQ 5363 Orange	\$21.06
	OBG 5363	\$58.73

	OBQ 5364 Emerald Green	\$21.06
	OBG 5364	\$58.73
	OBQ 5365 Chrome Oxide Green	\$21.06
	OBG 5365	\$58.73
	OBQ 5366 Lemon Yellow	\$21.06
	OBG 5366	\$58.73
	OBQ 5367 Golden Yellow	\$21.06
	OBG 5367	\$58.73
	OBQ 5368 Purple	\$26.33
	OBG 5368	\$74.66
	OBQ 5369 Magenta	\$26.33
	OBG 5369	\$74.66
	OBQ 5371 Pthalo Green	\$21.06
	OBG 5371	\$58.73
	OBQ 5372 Sky Blue	\$21.06
	OBG 5372	\$58.73
	OBQ 5373 Pthalo Blue	\$21.06
	OBG 5373	\$58.73
	OBQ 5374 Imperial Green	\$27.95
	OBG 5374	\$79.11
	OBQ 5375 Navy Blue	\$26.33
	OBG 5375	\$74.66
	OBQ 5376 Brilliant Red	\$27.95
	OBG 5376	\$79.11
	OBQ 5380 Van Dyke Brown	\$21.06
	OBG 5380	\$58.73
	OBQ 5382 Paynes Grey	\$27.95
	OBG 5382	\$79.11

## OFF BROADWAY - METALLIC COLORS

*cat# color/ P=pint, Q=quart, G=gallon*

	OBP 5383 Bright Gold	\$26.87
	OBQ 5383	\$41.85
	OBG 5383	\$119.34
	OBP 5384 Gold	\$26.87
	OBQ 5384	\$41.85
	OBG 5384	\$119.34
	OBP 5385 Silver	\$26.87
	OBQ 5385	\$41.85
	OBG 5385	\$119.34
	OBP 5386 Copper	\$26.87
	OBQ 5386	\$41.85
	OBG 5386	\$119.34
	OBP 5387 Antique Gold	\$26.87
	OBQ 5387	\$41.85
	OBG 5387	\$119.34


## SUPERSATURATED ROSCOPAINT



Brilliant, dye-like colors  
formulated to be diluted with  
substantial quantities of water  
while retaining binder strength.  
Works on most scenic surfaces  
including muslin, plastic, and  
metal. Dries to a completely matte, non-  
reflective finish.

*cat# color/ quart size*

	SS 5965 Red	\$44.82
	SS 5968 Green Shade Blue	\$44.82
	SS 5969 Ultramarine Blue	\$44.82
	SS 5971 Chrome Green	\$44.82
	SS 5972 Emerald Green	\$44.82
	SS 5973 Pthalo Green	\$44.82
	SS 5974 Imperial Green	\$44.82
	SS 5975 Magenta	\$44.82
	SS 5976 Brilliant Red	\$49.68
	SS 5977 Spectrum Red	\$44.82
	SS 5979 Purple	\$44.82
	SS 5980 Iron Red	\$30.65
	SS 5981 Chrome Yellow	\$44.82
	SS 5982 Yellow Ochre	\$30.65
	SS 5983 Raw Sienna	\$30.65
	SS 5984 Moly Orange	\$44.82
	SS 5985 Burnt Umber	\$30.65
	SS 5986 Raw Umber	\$30.65
	SS 5987 Burnt Sienna	\$30.65
	SS 5988 Lemon Yellow	\$44.82
	SS 5989 Turquoise Blue	\$44.82
	SS 5990 Prussian Blue	\$41.85
	SS 5991 Navy Blue	\$41.85
	SS 5992 Paynes Grey	\$44.82
	SS 5993 Leather Lake	\$30.65
	SS 5994 Grass Green	\$41.85
	SS 5996 Cerulean Blue	\$41.85
	SS 5997 Hunter Green	\$41.85

 **SS 5998** Van Dyke Brown \$31.32

## SUPERSATURATED CONCENTRATED BASES

*cat# color/ Q=quart, G=gallon, F=5 gallon*

<b>SSCBG 6001</b>	Neutral	\$50.22
<b>SSCBG 6002</b>	White	\$56.84
<b>SSCBF 6002</b>	White	\$261.90
<b>SSCBQ 6003</b>	Velour Black	\$25.25
<b>SSCBG 6003</b>	Velour Black	\$71.69
<b>SSCBF 6003</b>	Velour Black	\$312.53

## CLEAR GLOSS AND FLAT ACRYLIC GLAZES



These clear acrylic mediums are designed to be diluted with water and applied as an overcoat to a painted surface, or they can be mixed with the paints for additional binder strength.

Rosco Clear Acrylics are compatible with all Rosco paint systems and most other water extendable paints. They also serve as a binder for dry pigments.

*cat# description/ G=gallon, 5G=5 gallon*







<b>CGG 5580</b>	Clear Gloss	\$52.11
<b>CG5G 5580</b>	Clear Gloss	\$233.01
<b>CFG 5581</b>	Clear Flat	\$52.11
<b>CF5G 5581</b>	Clear Flat	\$233.01


















## IDDINGS DEEP COLORS

The preferred scenic artist's casein/fresco paint system for more than 30 years. Wide range of deep colors in an economical protein base. Designed to be mixed with water without losing brilliance of color tone.



*cat# color/Q=quart, G=gallon, F=5 gallon*

	<b>IDCQ 5551</b> White	\$20.39
	<b>IDCG 5551</b>	\$58.73
	<b>IDCF 5551</b>	\$261.63
	<b>IDCQ 5552</b> Black	\$24.03
	<b>IDCG 5552</b>	\$66.56
	<b>IDCF 5552</b>	\$297.81
	<b>IDCQ 5553</b> Yellow Ochre	\$24.03
	<b>IDCG 5553</b>	\$66.56
	<b>IDCQ 5554</b> Burnt Umber	\$24.03
	<b>IDCG 5554</b>	\$66.56
	<b>IDCQ 5555</b> Raw Sienna	\$24.03
	<b>IDCG 5555</b>	\$66.56
	<b>IDCQ 5556</b> Burnt Sienna	\$24.03
	<b>IDCG 5556</b>	\$66.56

	<b>IDCQ 5557</b> Raw Umber	\$24.03
	<b>IDCG 5557</b>	\$66.56
	<b>IDCQ 5558</b> Van Dyke Brown	\$24.03
	<b>IDCG 5558</b>	\$66.56
	<b>IDCQ 5559</b> Ultramarine Blue	\$30.65
	<b>IDCG 5559</b>	\$83.16
	<b>IDCQ 5560</b> Red	\$30.65
	<b>IDCG 5560</b>	\$83.16
	<b>IDCQ 5561</b> Dark Red	\$33.62
	<b>IDCG 5561</b>	\$108.14
	<b>IDCQ 5562</b> Bright Red	\$33.62
	<b>IDCG 5562</b>	\$108.14
	<b>IDCQ 5563</b> Orange	\$33.62
	<b>IDCG 5563</b>	\$108.14
	<b>IDCQ 5564</b> Emerald Green	\$30.65
	<b>IDCG 5564</b>	\$83.16
	<b>IDCQ 5565</b> Chrome Oxide Green	\$30.65
	<b>IDCG 5565</b>	\$83.16
	<b>IDCQ 5566</b> Lemon Yellow	\$33.62
	<b>IDCG 5566</b>	\$108.14
	<b>IDCQ 5567</b> Golden Yellow	\$33.62
	<b>IDCG 5567</b>	\$108.14
	<b>IDCQ 5568</b> Purple	\$33.62
	<b>IDCG 5568</b>	\$108.14
	<b>IDCQ 5569</b> Magenta	\$33.62
	<b>IDCG 5569</b>	\$108.14
	<b>IDCQ 5570</b> Turquoise Blue	\$30.65
	<b>IDCG 5570</b>	\$83.16
	<b>IDCQ 5571</b> Dark Green	\$30.65
	<b>IDCG 5571</b>	\$83.16
	<b>IDCQ 5572</b> Cerulean Blue	\$30.65
	<b>IDCG 5572</b>	\$83.16
	<b>IDCQ 5573</b> Navy Blue	\$30.65
	<b>IDCG 5573</b>	\$83.16

## CHROMA KEY

Rosco Chroma Key Paints have been specifically formulated to provide high luminance value and color saturation for keying effects. The acrylic colors provide high build, one-coat coverage for use on nearly any surface. Coverage approximately 300 sq.ft. per gallon.



<i>cat#</i>	<i>description</i>	<i>price</i>
<b>CKB 5710</b>	Chroma Key Blue	\$94.10
<b>CKG 5711</b>	Chroma Key Green	\$94.10

## TOUGH PRIME

A unique water-based primer with special adhesion properties that allow the paint to bond to hard-to-prime scenic materials. Tough Prime covers just about any surface, including PVC pipe, aluminum, foams and plastics, as well as muslin, wood, and foam core. This quick-drying acrylic emulsion primer dries to a tough, durable coating which can be painted over with any paint and is excellent for both interior and exterior use. Coverage approximately 300 sq.ft. per gallon.



<i>cat#</i>	<i>color</i>	<i>size</i>	<i>price</i>
<b>TPG 6050</b>	White	Gallon	\$61.56
<b>TPF 6050</b>	White	5 Gallon	\$277.16
<b>TPG 6055</b>	Black	Gallon	\$61.56
<b>TPF 6055</b>	Black	5 Gallon	\$277.16



## DIGICOMP® HD

The DigiComp HD color standards are precisely manufactured for crisp, clean separation of the foreground/background in digital compositing – resulting in little or no post-production "touch-up" needed. Rosco DigiComp HD paints are specially formulated to provide the proper luminance and RGB values for optimum operation of all digital compositing systems.

<i>cat#</i>	<i>description</i>	<i>price</i>
<b>ROS DIGI PAINT B</b>	Blue	\$97.43
<b>ROS DIGI PAINT G</b>	Green	\$127.31

## COLORCOAT

ColorCoat™ is a durable water borne acrylic enamel that has excellent interior and exterior durability. ColorCoat's high gloss finish has superior gloss retention, ensuring a "like-new" finish for years to come. Ideal for use on most scenic surfaces as well as metal, wood, concrete, and brick. ColorCoat is also an excellent choice for decks and floors due to its high abrasion resistance. It dries to the touch in one hour and cleans up easily with soap and water. *SSSL has limited stock of this item, prompt drop shipments are available.*



<i>cat#</i>	<i>color/ Q=quart, G=gallon</i>	<i>price</i>
<b>CLRC G 5620</b>	Clear	\$66.83
<b>CLRC G 5621</b>	Clear Satin	\$66.83
<b>CLRC G 5634</b>	Black Gloss	\$73.67
<b>CLRC G 5635</b>	Flat Black	\$73.67
<b>CLRC G 5636</b>	Aluminum	\$108.44





## FLUORESCENT PAINTS

Vivid, vinyl colors that are visible and brighter in normal light, and fluorescent under ultraviolet or black light.

cat# color/ P=pint, Q=quart, G=gallon

FPP 5779	White	\$30.65
FPQ 5779		\$44.82
FPG 5779		\$135.68
FPP 5780	Red	\$30.65
FPQ 5780		\$44.82
FPG 5780		\$135.68
FPP 5781	Orange	\$30.65
FPQ 5781		\$44.82
FPG 5781		\$135.68
FPP 5782	Yellow	\$30.65
FPQ 5782		\$44.82
FPG 5782		\$135.68
FPP 5783	Green	\$30.65
FPQ 5783		\$44.82
FPG 5783		\$135.68
FPP 5784	Blue	\$30.65
FPQ 5784		\$44.82
FPG 5784		\$135.68
FPP 5785	Invisible Blue	\$32.00
FPQ 5785		\$48.06
FPG 5785		\$166.46
FPP 5786	Pink	\$30.65
FPQ 5786		\$44.82
FPG 5786		\$135.68
FPP 5787	Gold	\$32.00
FPQ 5787		\$48.33
FPG 5787		\$142.70

## PAINT KITS

Rosco's Paint Kits are an economical quality rendering tool. Design with production colors as you explore the capabilities of the products.



**OFF BROADWAY**  
25-piece kit contains one ounce samples of each Off Broadway color plus Clear Flat and Gloss.

**OB KIT 5300** Off Broadway Test Kit \$82.22

### SUPERSATURATED ROSCOPAINT

28-piece kit contains one ounce samples of each Supersaturated color.

**SS KIT 5900** Supersaturated Test Kit \$82.22

### DEEP COLORS

24-piece kit contains one ounce samples of the entire range of Iddings Deep Colors.

**IDC KIT 5500** Deep Colors Test Kit \$83.84

### FLUORESCENT PAINTS

9-piece kit contains one ounce samples of the range of fluorescent paints.

**FP KIT 5700** Fluorescent Paint Test Kit \$56.16

### VIVIDFX

13-piece kit contains one ounce samples of the range of the entire VividFX range of colors.

**VFX KIT 6200** Fluorescent Paint Test Kit \$64.89

Please call for prices on VIVIDFX pints, quarts, and gallons.

### ROSCO SCENIC SETS

Scenic Paint Kit for Practice & Experimentation.

#### Skies

This kit of Off Broadway scenic paints is designed to practice mixing techniques for creating different sky scenery, including sunset and sunrise effects. Set includes one 6 oz. jar of Sky Blue, Ultramarine Blue, Magenta and

Golden Yellow Off Broadway colors.

**SCS KIT S** \$35.96

#### Earth & Wood

This kit of brown Off Broadway scenic paints is designed to practice different mixing techniques for creating timber and dirt scenic elements. Set includes one 6 oz. jar of Raw Umber, Burnt Umber, Raw Sienna and Burnt

Sienna Off Broadway colors.

**SCS KIT EW** \$35.96


#### Cool Primaries

This kit of Off Broadway scenic paints is designed to explore color theory and color mixing to create cool-toned color blends. Set includes one 6 oz. jar of Deep Red, Pthalo Blue, Lemon Yellow and Paynes Grey Off Broadway colors.

**SCS KIT CP** \$35.96

#### Intense Primaries

This kit of Off Broadway scenic paints is designed to explore color theory and color mixing to create vibrant color blends. Set



includes one 6 oz. jar of Pthalo Blue, Lemon Yellow, Magenta and Orange Off Broadway colors.  
**SCS KIT IP** \$35.96

#### Foliage

This kit of Off Broadway scenic paints is designed to practice mixing techniques for painting different types of tree and foliage scenery. Set includes one 6 oz. jar of Chrome Oxide Green, Lemon Yellow, Burnt Umber

and Paynes Grey.

**SCS KIT F** \$35.96

#### Warm Primaries

This kit of Off Broadway scenic paints is designed to explore color theory and color mixing to create warm-toned color blends. Set includes one 6 oz. jar of Brilliant Red, Ultramarine Blue, Golden Yellow and Raw

Umber Off Broadway colors.

**SCS KIT WP** \$35.96

#### Shade & Shadows

This kit of dark-toned Off Broadway scenic paints is designed to practice different mixing techniques for creating shade and shadows in scenery. Set includes one 6

oz. jar of Paynes Grey, Van Dyke Brown, Raw Umber and Purple Off Broadway colors.

**SCS KIT SS** \$35.96

#### Clear Layers

This kit of Rosco Scenic Products is designed to explore different layering techniques for creating glazes and washes. The Clear Layers Set includes one 6 oz. jar of Clear Acrylic Glaze - Flat, Clear Acrylic Glaze - Gloss, FlexBond and CrystalGel.

**SCS KIT CL** \$35.96





## ARTIST'S CHOICE -

SaturatedPaints™  
Color Chart

(colors are approximations)



30 Non-toxic, water based,  
pigment saturated colors.

## ARTIST'S CHOICE -

SaturatedPaints™



One paint does it all! - Deep Opaque colors or thinned for dye-like glazes. Theatre, Video, Television, Film, Museum, Exhibit, Display, Fine Art, Commercial/Industrial, Hobby and Craft applications.

- Color pigment saturated: use straight up for deep colors or thin with water up to 15 or 20 parts for beautiful watercolor effects or washes.
- Superior Hiding: due to fine ground pigments.
- Sag Resistance: good for painting vertical surfaces.
- Fluid: for easy mixing, spray applications, extensions and clean up with soap and water.
- Finish: Rich Flat/Matte finish.

AC 7701 - Daylight Blue	AC 7711 - Primary Yellow
AC 7702 - Midnight Blue	AC 7712 - Primary Green
AC 7703 - Pthalo Blue	AC 7732 - Emerald Green
AC 7704 - Ultramarine Blue	AC 7713 - Pthalo Green
AC 7730 - Navy Blue	AC 7714 - Oxide Green
AC 7705 - Royal Purple	AC 7715 - Yellow Ochre
AC 7706 - Magenta	AC 7716 - Raw Sienna
AC 7731 - Dark Red	AC 7717 - Burnt Sienna
AC 7707 - Rich Red	AC 7718 - Burnt Umber
AC 7708 - Bright Red	AC 7719 - Raw Umber
AC 7709 - Orange	AC 7728 - Van Dyke Brown
AC 7710 - Golden Yellow	AC 7720 - Masking Black
White, Double White, Gold, Silver and Copper are not shown.	
AC 7721 - Neutral Tone Gray	

cat#*	color	pint	quart	gallon	5 gallon
AC 7701	Daylight Blue	\$14.02	\$19.86	\$58.61	
AC 7702	Midnight Blue	\$15.25	\$21.67	\$60.67	
AC 7703	Pthalo Blue	\$14.02	\$19.86	\$59.14	
AC 7704	Ultramarine Blue	\$17.01	\$24.08	\$67.31	
AC 7730	Navy Blue	\$15.58	\$21.56	\$59.14	
AC 7705	Royal Purple	\$16.97	\$23.97	\$75.72	
AC 7706	Magenta	\$16.97	\$23.97	\$75.72	
AC 7731	Dark Red	\$16.95	\$23.97	\$75.72	
AC 7707	Rich Red	\$16.95	\$23.97	\$75.72	
AC 7708	Bright Red	\$16.03	\$22.64	\$70.74	
AC 7709	Orange	\$16.03	\$22.64	\$70.25	
AC 7710	Golden Yellow	\$15.68	\$22.14	\$68.95	
AC 7711	Primary Yellow	\$15.68	\$22.14	\$68.95	
AC 7712	Primary Green	\$14.37	\$20.35	\$58.91	
AC 7732	Emerald Green	\$15.25	\$21.56	\$60.80	
AC 7713	Pthalo Green	\$16.52	\$23.36	\$68.49	
AC 7714	Oxide Green	\$15.25	\$21.56	\$60.80	
AC 7715	Yellow Ochre	\$11.77	\$16.61	\$45.59	
AC 7716	Raw Sienna	\$11.77	\$16.61	\$45.59	
AC 7717	Burnt Sienna	\$11.77	\$16.61	\$45.59	
AC 7718	Burnt Umber	\$11.77	\$16.61	\$45.59	
AC 7719	Raw Umber	\$11.77	\$16.61	\$45.59	
AC 7728	Van Dyke Brown	\$11.77	\$16.69	\$45.59	
AC 7720	Masking Black	\$11.77	\$16.61	\$43.74	\$189.35
AC 7721	Neutral Tone Gray	\$11.51	\$16.31	\$41.27	\$180.35
AC 7722	White	\$10.92	\$15.39	\$40.67	\$177.51
AC 7723	Double White	\$11.89	\$16.85	\$45.28	\$203.78
AC 7724	Gold	\$19.20	\$29.75	\$88.20	
AC 7725	Silver	\$19.20	\$29.75	\$88.20	
AC 7727	Copper	\$19.20	\$29.75	\$88.20	

\*To order add: P - Pint, Q - Quart, G - Gallon, F - 5 Gallon to #

### Sculptural Arts Coating's **STARTER KIT**

The kit contains 30 - 1 ounce samples of the ARTIST'S CHOICE paint line and a 1 ounce sample of PLASTIC VARNISH flat, PLASTIC VARNISH gloss, SCULPT OR COAT and primer. Also included is an empty jar labeled "Water". The STARTER KIT is in a reclosable box, with a compartment for brushes, sponges, etc. - a perfect teaching tool.

**ACK 7726** \$71.78





## Tough' N White Primer™

Primer Sealer  
for all types of materials

Sculptural Arts' Tough' N White Primer is a quality water based, fast drying, non-toxic primer-sealer with outstanding adhesion, designed to give scenic materials the best protection available. It is ideal for use under water-based or oil-based top coats and on interior or exterior surfaces, both new and previously painted.

- Seals all types of porous and non-porous surfaces.
- Strong binder lets Tough' N White primer adhere to muslin, wood, glass, ceramics, tiles, PVC, papers, vinyls, and other scenic materials.
- Heavy-Bodied - Tough' N White Primer resists cracking on flexible substrates such as foam, vinyl sheeting, and fabrics.
- New Interior & Exterior surfaces can be primed with Tough' N White Primer. Ready to use straight out of the can or can be diluted for spray applications.
- Dries White - Will not "dull" your painted finishes. Ideal for use under Artist's Choice Saturated Paints, other water-based paints, alkyd or oil-based paints.
- Previously Painted surfaces. Dries white to hide most colors in just one coat when applied undiluted.

ACQ 7450	Quart	\$16.01
ACG 7450	Gallon	\$44.42
ACF 7450	5 Gallon	\$198.23



## Tough' N White Metal Primer™

Primer Sealer for Metals & Hard to Grip Surfaces

Tough' N White Metal Primer is a high quality Rust-Inhibitive, water based, non-toxic, fast drying, metal primer with superior adhesion.

- Seals and Protects all types of metal surfaces.
- Excellent Binder lets Tough' N White Metal Primer adhere to non-porous, hard to grip surfaces without sanding: steel, galvanized metals, glass, ceramics, PVC, fiberglass, slick woods, vinyls and other materials.
- Heavy - Bodied. Tough' N White Metal Primer is designed to resist hard scuffing and abrasion.

- Interior & Exterior surfaces can be primed with Tough' N White Metal Primer. Ready to use straight out of the can.
- Dries White. Will not "dull" your painted finishes. Ideal for use under Artist's Choice Saturated Paints, other water-based paints, alkyd or oil-based paints.
- Previously Painted Surfaces. Dries white to hide most colors in just one coat.

ACQ 7460	Quart	\$21.82
ACG 7460	Gallon	\$49.25
ACF 7460	5 Gallon	\$219.52



## Sculptural Arts Coating's Plastic Varnish Flat & Gloss™

This Vinyl copolymer Sealer/Binder/Extender, may be used like a clear acrylic on stage floors, scenery, exhibits, costumes, masks, properties and crafts.

- Concentrated. Plastic Varnish was designed to be extended with water for large area coverage. In some clearcoating applications on nonporous surfaces, one gallon might cover up to 1200 sq ft!
- Dries Clear unless colorant is added. Wet edges blend easily with no bubbles or overlapping milky streaks.
- Exceptional Binder Bronzing powders, dry pigments, water base latex, casein, acrylic paints, and small grain textures can be bound to numerous surfaces such as plastics, nylons, wood, fabrics, etc.
- Beautiful Glazes are created for faux marble, tortoise conceits, malachite fantasies, trompe l'oeil techniques, antiquing, porphyry, and patinas with depth.
- Accepts colorants and mixes easily with Artist's Choice Saturated Paints, acrylics, or latex paints, some bronzing powders, micas, temperas, dyes, or other water soluble elements.
- Seals & Clearcoats all types of porous and non-porous surfaces: painted, plastered, textured, wood, fabric, foam, concrete, etc.
- Great Spray Applications & as a dip for plastic coating costume decorations, jewelry, craft pieces, puppetheads, and other small items.

### PLASTIC VARNISH GLOSS

PVG F	5 Gallon	\$179.96
PVG G	1 Gallon	\$40.19
PVG Q	1 Quart	\$19.33

### PLASTIC VARNISH FLAT

PVF F	5 Gallon	\$179.96
PVF G	1 Gallon	\$40.19
PVF Q	1 Quart	\$19.33



An Easy Working, Non-Toxic Plastic Cream  
For All Your Construction Needs

## SCULPT OR COAT™

Sculpt or Coat is Ideal for: Scenery, Costumes, Props, Puppets, Sculpture, Arts & Crafts

**Foam Coating** - Sculpt or Coat creates a protective tough coating that stops breakage, keeps pieces from drying out, and prevents solvent based paints & spray paints from eating away foam.

**Tough Coating** - Use on polystyrene scenery, props, glass and ceramics, or foam rubber puppets, masks, costume and make-up pieces. (Great for walkables, sitables displays, exhibits and touring pieces.)

**Texturing** - Sculpt or Coat can be used to create a wide variety of textures : Raised, Adobe, Tree Bark, Negative Effects, etc.

**Adhesive** - Sculpt or Coat is more durable than hot melt or vinyl glues. Adheres to woods, fabrics, ceramics, masonry, papers, foams, metals, glass, non-slick plastics, and oil free organics.

**Weave Filler** - to construct trees, armor, puppets, masks, special ogee archways, compound curved scenic elements, and large organic settings. Create simulated fabric textures like leather, vinyl, reptile skin, and tree bark.

Binds mulch, glitter, gravel, sands, cedar chips, etc. to texture scenery and costumes. Adhesive quality binds it to practically anything: Wood, Metal, Plexiglass, Glass, Paper, Foam, Urethane Cement, Plaster, Plastic, P.V.C., etc.

A glaze for walls or plexiglass, it has been used to simulate polished marble, metal, cracked or frosted glass.

### SCULPT OR COAT™

SOC FG	5 Gallon	\$245.12
SOC 2G	2 Gallon	\$103.73
SOC G	1 Gallon	\$54.80
SOC Q	1 Quart	\$27.93



## IDDINGS PAINT BRUSHES

A group of professional quality fitches (liners), priced within the bud-

get of scene painting students. All brushes feature a seamless ferrule and natural bristles.

### INDIVIDUAL BRUSHES

cat#	ferrule inch width	bristle inch length	price
BRUSH R14	1/4	1 1/2	\$6.89
BRUSH R12	1/2	1 3/4	\$8.51
BRUSH R34	3/4	2	\$13.23
BRUSH R1	1	2 1/4	\$17.96
BRUSH R114	1 1/4	2 1/2	\$23.49
BRUSH R112	1 1/2	2 3/4	\$28.35
BRUSH R2	2	3	\$34.97
BRUSH R3	3	3 1/2	\$55.35

### BRUSH SETS

BRUSH RSET7	7 Brush Set includes 1/4" - 2" Fitches	\$110.84
BRUSH RSET8	8 Brush Set includes 1/4" - 3" Fitches	\$150.26

## FLEXBOND

FlexBond is a clear, flexible scenic glue which bonds many porous and non-porous scenic materials. FlexBond dries to a clear, hard, yet pliable coating. Unlike ordinary "white" glues which crack and break when flexed, the adhesive bond of FlexBond remains extremely pliable and strong even as the materials bend and deform. Water-based and easy to use.



cat#	size	price
FLEXB G	Gallon Jug	\$50.76
FLEXB F	5 Gallon Pail	\$225.99

## FOAMCOAT

Foamcoat is a water based, flame retardant protective coating for Styrofoam and polystyrene foams. An acrylic slurry the consistency of wet plaster, Foamcoat dries to a super hard durable coating that resists chipping and cracking, yet can be sanded smooth or carved with detailing. Foamcoat is also a superb texturing agent that can be used to create custom patterns like bark and stone work. Foamcoat is durable enough to be used on floors.



cat#	size	price
FOAMCOAT G	Gallon	\$70.34
FOAMCOAT 3.5	3.5 Gallon	\$233.55



## FLEXCOAT

Rosco Flexcoat is a flexible, non-toxic, water-based coating for polyurethane and polystyrene foam. Its 100% acrylic formation

provides excellent adhesion to a wide variety of substrates. Flexcoat contains no plasticizers, so it will not become brittle with age or exterior exposure. It is compatible with all Rosco paints used either as tints or surface coatings. Flexcoat is weatherproof and fire retardant.

cat#	size	price
FLEXC G	Gallon	\$70.34
FLEXC F	5 Gallon	\$314.69

## PREMIERE CLEAR



Rosco Premiere Clear is an advanced, water-borne urethane coating suitable for sealing and protecting painted finishes, floors and high-traffic surfaces. When

cured, this clear finish provides long lasting durability, hardness and abrasion resistance in an environmentally safe, VOC compliant coating. Premiere Clear is virtually odorless and may be thinned with water. In addition to protective top coats, it is excellent for use in faux finish or glazing applications. Premiere Clear is perfect for almost any project in stage, film, decorative and commercial arenas.

cat#	size	price
PCQ GLOSS	Quart	\$26.65
PCG GLOSS	Gallon	\$78.09
PCQ SATIN	Quart	\$26.65
PCG SATIN	Gallon	\$78.09
PCQ FLAT	Quart	\$26.65
PCG FLAT	Gallon	\$78.09

## ROSCO FLAMEX FLAME RETARDANTS

Rosco has developed a complete range of flame



retardant formulations acknowledging the many different materials used by today's scenic artisans. Each of the six FlameX products is keyed

to a specific family of materials and designed for ease of use and to maximize the effective protective treatment.


cat#	description/ size/price
RF NF	Natural Fiber Flame Retardant Gallon \$48.87
RF SF	Synthetic Fiber Flame Retardant Gallon \$72.63
RF DF	Delicate Fiber Flame Retardant Gallon \$72.63
RF PC	Paper & Cardboard Flame Retardant Gallon \$72.63
RF WD	Raw Wood Penetrating Flame Retardant Gallon \$72.63
RF PA J	Paint Additive Flame Retardant 8 oz. Jar \$17.82
RF PA C	Paint Additive Flame Retardant Case of 12 - 8 oz. Jars \$189.68



**Fosshape®**

**Wonderflex®**

FOSSHAPE® and WONDERFLEX® are heat activated composite materials. Applications include: costuming, lightweight crafted reinforcement, theater props and set design, craft-work, puppetry, millinery headpieces, masks, sculptures, museum mount making and more.



Synthetic FOSSHAPE® can easily be cut with scissors, will not fray like conventional woven fabrics and can be readily sewn to itself or other fabrics as a hidden stiffener or shaped into stand alone structures.

Mildew resistant and dye-able as well. Fabric steamers are the often preferred method for forming a desired amount of rigidity and stiffness, but conventional steam irons or an industrial hot air gun may oftentimes be helpful. The level of stiffness is achieved by adjusting heat, time, and pressure.

Versatile FOSSHAPE 300 is lighter in weight and thinner than FOSSHAPE 600 for lighter weight needs and more intricate design efforts. With heat and pressure from a steam iron, two layers of the 300 grade can be combined or bonded to approximate one layer of FOSSHAPE 600. Standard weight of 9 oz/yd² or 300 g per sq/m at 0.150" thickness.





cat#		price
WF FOSSHAPE 300		\$13.78/yd
WF FOSSHAPE 600	1-9 yards	\$27.04/yd
WF FOSSHAPE 6001	10+ yards	\$22.88/yd

**WONDERFLEX®** is a pliable, scrim-reinforced extruded composite. It is a revolutionary new material, with a smooth surface on one side that can be molded or formed once it's been heated. This material is often referred to as the "Celastic" replacement product. Easily painted or decorated with a variety of artisan coatings, gessos, bondo and paints. It has superior strength and flexibility, yet is remarkably lightweight.

Because its so tough and can be molded into any shape or thickness, its even ideal for making quick repairs or modifications. An oven, microwave, hot air gun, or simply hot water may be used for activation. With a low activation temperature of 150°-170° F (70° - 80° C, Wonderflex® has a long open time and can be hand-worked or laid up for two or three minutes. Just reheat repeatedly as required for additional forming. 1 mm (.039") thickness. 43" (109 cm) x 55" (140 cm) sheet size.

cat#		price
WF WONDERFLEX S		\$47.31/sht

## ROSCO STAGING PRODUCTS

### REFLECTION MEDIA

A variety of reflective surfaces in a metalized plastic format.

cat#/description	price
<b>ROS REFLECT 3801</b>	
Flexible Mirror (48" x 25')	\$188.55
<b>ROS REFLECT 3802</b>	
Flexible Hard (48" x 25')	\$188.55
<b>ROS REFLECT 3803</b>	
Flexible Soft (48" x 25')	\$188.55
<b>ROS REFLECT 3804</b>	
Flexible Supersoft (48" x 25')	\$188.55
<b>ROS REFLECT 3805</b>	
Flexible Gold Tint (48" x 25')	\$188.55
<b>ROS REFLECT 3809</b>	
Roscoscrim Silver/Black	\$188.55
<b>ROS REFLECT 3812</b>	
Featherflex Silver/Gold (48" x 25')	\$188.55

<b>ROS REFLECT 3813</b>	
Thin Mirror (60" x 20')	\$59.40
<b>ROS REFLECT 3814</b>	
Thin Mirror Gold Tint (60" x 20')	\$59.40
<b>ROS REFLECT 3840</b>	
Cinebounce White/Black (60" x 20')	\$183.60
<b>ROS REFLECT 8509</b>	
Roscopak Silver/Gold	\$33.73
<b>ROS MIRROR 3909 Shrink Mirror</b>	\$144.64

Syracuse Scenery offers

the full line of

**ROSCO LED PRODUCTS**

Please contact us for additional products and details.

### RoscoLED® Tape

Rosco Designed for the most demanding dramatic lighting applications, RoscoLED Tape products deliver an amazing volume of high quality white or tunable white light, and full color-mixing illumination that can easily be incorporated into any project. Each tape variety offers plug-&-play connectivity and powerful, efficient output designed for long-lasting illumination.



**RoscoLED Tape – Static White** features superior color rendering in multiple color temperatures.

**RoscoLED Tape VariWhite** features superior color rendering across its entire color temperature range. RoscoLED Tape Vari White Ultra offers a unique and incredibly broad, 1800K-6000K color temperature range. The lower color temperatures are perfect for designs that require extra warmth – without additional filtration or modification.

**RoscoLED Tape – VariColor** is available in three different variants: RGBW+WW with a 3000K white emitter, RGBW+CW with a 6000K white emitter, and RGBA with an Amber emitter.



RoscoLED Tape is available in 5m reels and

also RoscoLed Tape products include a wide variety of kits incorporating configured LED tapes and control boxes, and Gaffer Kits that include a collection of 12V strips of tape and other accessories.

Please contact us for additional details and pricing. All of the Rosco LED Tape products and other Rosco LED products are displayed as described at [rosco.com](http://rosco.com)

## FLOORS AND FLOORING PRODUCTS

Rosco offers a variety of flooring products to suit your needs. Please contact us for additional sizes and colors as well as for other flooring products.

**Arabesque** - ideal for permanent installations; provides a fast floor speed

<b>ROS DF ARAB BF</b>	
Marble Black 79" x 1 linear foot	\$19.49
<b>ROS DF ARAB BR</b>	
Marble Black 79" x 65.6' roll	\$1,136.56

**Adagio** - ideal for versatility; provides a medium-fast floor speed

<b>ROS DF ADAGIO BF</b>	
Black 63" x 1 linear foot	\$22.57
<b>ROS DF ADAGIO BR</b>	
Black 63" x 101.7' roll	\$1,820.44

**Adagio Tour** - ideal for percussive dance styles & flexibility; provides a medium-fast floor speed

<b>ROS DF TOURADAGIO BF</b>	
Black 63" x 1 linear foot	\$17.10
<b>ROS DF TOURADAGIO BR</b>	
Black 63" x 101.7' roll	\$1,376.55

**Dance Floor** - ideal for situations when permanent dance floors can't be installed; provides a medium-fast floor speed

<b>ROS DF BK/GR F</b>	
Black/Grey 63" x 1 linear foot	\$15.20
<b>ROS DF BK/WT R</b>	
Black/White 63" x 101.7' roll	\$1,745.63

**Roscolemum** - ideal surface for the heaviest traffic areas; provides a fast floor speed

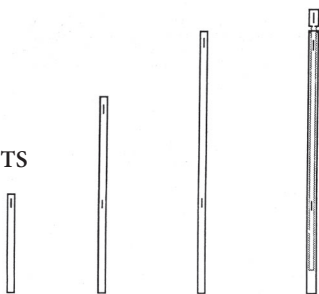
<b>ROS DF ROSCOLEUM B</b>	
Black 78.7" x 104.9' roll	\$2,570.56

**Studio Tiles** - ideal for video production facilities and television studios; provide a very fast floor speed

<b>ROS DF ROSCOTILE B</b>	
Black 3' x 3'	\$46.31
<b>ROS DF ROSCOTILE G</b>	
Gray 3' x 3'	\$46.31

## PORTABLE CURTAIN STAND EQUIPMENT

### UPRIGHTS



O.D. for uprights is 1.5". Three foot uprights have slots at 3'. Six foot uprights have slots at 3' and 6'. Eight foot uprights have slots at 3' and 8'. Telescoping uprights are 8'3" when collapsed, and extend up to 14'. The positive action button stops permit speedy setup, while the set screw included as standard equipment allows in-between heights desired.

cat#	length	price
PD FU3	3'	\$13.99
PD FU6	6'	\$20.99
PD FU8	8'	\$23.79
PD TU7-12	7' - 12'	\$78.39
PD TU8-14	8' - 14'	\$82.59

### TELESCOPING DRAPE SUPPORTS



cat#/ length	button stops	price
PD TS6		
6' - 10'	8', 10'	\$34.99
PD TS7		
7' - 12'	8', 10', 12'	\$39.19
PD TS8		
8' - 14'	10', 12', 14'	\$41.99

# Littlite®

#### X-LED SERIES CONSOLE LIGHTS:

connects right to your console (check owner's manual for compatibility)

#### LW-LED DESK LIGHTS:

uses a modified version of the CWB to mount a gooseneck and dimmer control creating a space saving, flexible desk light

#### LED TASK LIGHTS:

LED Dual Color Lampsets with three-way rotary switch that enables user to toggle between a white light and red light output or a white light and blue light output

#### RAKLITES:

used to illuminate equipment racks and can be positioned to avoid unwanted shadows or glare


#### MUSIC STAND LIGHTS:

multiple versions available to accommodate attachment locations

Uprights and supports are manufactured from true aircraft-grade aluminum - 6063-T-832. Wall thickness is .065". Tubing is drawn for extra strength and dimensional accuracy. As a result, the aluminum achieves a Webster hardness of 15.



Contact us for curtain prices.  
Prism Velour curtains are now  
available for stands.



#### SCREW-IN BASES


Space-saving screw-in bases have no pins or nipples to interfere with nesting. Each base has four dimples, one in each corner, which guarantees a perfect fit when nested. The 1" NPS threaded holes have a funnel lip to speed set-up.

cat#	size	upright height	price
PD B11	11" x 11"	3'	\$22.39
PD B15	15" x 15"	8'	\$32.19
PD B24	24" x 24"	over 8'	\$75.59



## CURTAIN HAMPER

Store your curtains where they can "breathe" and are protected. White canvas hampers are equipped with 3" swivel casters and plywood tops. Available with lock rod or snap and chain. Please specify when ordering.



#### HAMPER 12

12 bushel - 36" x 26" x 27.5" \$360.00

#### HAMPER 16

16 bushel - 40" x 28" x 30" \$405.00

#### HAMPER 20

20 bushel - 44" x 32" x 33" \$420.00

#### HAMPER 20 S4

20 bushel - 44" x 32" x 33" with 4" casters \$560.00

#### HAMPER SP 24

24 bushel - 54" x 34" x 30" with 3" casters \$650.00

Call for other sizes and options.

Please note: hampers ship via common carrier without their lids attached.

Littlite is "The Original" console light used in the entertainment technology field for decades. Littlites are compatible with all major sound and lighting consoles with a dedicated, 12-Volt task light connector. Littlites cannot be powered from 48 Volt phantom power! Littlite offers gooseneck lights with BNC, TNC, straight and right angle XLR connectors in three and four pin configurations.

**NOTE: Please check your owner's manual for power compatibility (Voltage and Amperage draw) before connecting a task light to your console.**

Other varieties (including Halogen lamps) are also available. Please visit [www.littlite.com](http://www.littlite.com) to view all available styles.





Syracuse Scenery stocks Ben Nye kits and popular makeup items. A wide range of Ben Nye products are in stock for prompt shipment.




The flexible gooseneck lamp with versatility and style, Littlites are available from Syracuse Scenery. With their sleek, unobtrusive look, Littlites complement any decor. They are ideally suited to any task involving accurate, close or detail work.




Kee Klamp pipe fittings and other specialty hardware are available from Syracuse Scenery.



DA-LITE screens, motorized Senior Electrol, Lace & Grommet and others are available by special order.




Peak Trading is a Syracuse Scenery supplier for specialty rigging hardware items. Many Peak Trading items are in stock, others are available by special order.



The full line of Strand products - dimming equipment, fixtures, studio equipment and repair parts are available from Syracuse Scenery.



Apollo patterns in Standard Metal, Super Resolution Glass, One Color & Two Color Glass, ColourScenic Glass, Dichroics and Crushed & Enhanced Dichroics are available by special order. Catalog is available.




H&H stage rigging components and installed counterweight stage rigging systems are available from Syracuse Scenery.



Syracuse Scenery is pleased to offer IWEISS manual counterweight and motorized rigging equipment for its installed projects.



Syracuse Scenery offers the full line of Mehron make up items. Some of these items are included in our Compact Catalog. Additional items are available from our extensive inventory or are available by special order.



Syracuse Scenery offers the full line of The Light Source's cool, innovative products including the Mega-clamp and other clamps and specialty tools.




Chauvet is a major innovator, developer and manufacturer of lighting and control systems. Chauvet's innovative professional lighting fixtures for production, touring, and permanent installations are available from Syracuse Scenery, including the NEW Chauvet Professional COLORado Batten Q15.

#### Unique Lighting Accessories

Product Catalog 2019



City Theatrical's unique lighting accessories are available from Syracuse Scenery.



Gerriets projection screens, dance floors, specialty muslins and gauzes, other specialty fabrics and unusual and useful scenic fabrics are available.



Altman Lighting is celebrating nearly 70 years of American made entertainment lighting. Syracuse Scenery is very proud to have been a dealer for Altman Lighting for most, if not all of those 70 years.




179 Fortis Dr. Dunsmuir, CA 95938  
916-949-9770 Fax 916-948-3748  
www.ssrcinc.com

SSRC is a manufacturer of quality electrical distribution equipment including connector strips, outlet boxes, and custom electrical distribution devices. They are available from Syracuse Scenery.



Syracuse Scenery is pleased to offer premium Thern Stage Equipment, made in the United States. Thern offers a complete line of motorized hoists and manual counterweight equipment.


**Syracuse Scenery & Stage Lighting Co., Inc. is proud to be a dealer for many quality manufacturers. We have many more theatrical products available than we can show and price in our Compact Catalog. Please call, write, or fax for additional information on products from the manufacturers shown or availability and pricing on items you are looking for that may not be displayed.**



USA manufactured hardware from Chicago Hardware and Fixture Company is incorporated into Syracuse Scenery installed projects and is also available for purchase.




Elation offers a complete toolbox of conventional and intelligent LED lighting, video, and atmospheric effect products specifically designed for the Theatrical and Concert Stage and other performance venues.



Syracuse Scenery stocks 107" seamless paper in a variety of colors. Other BD products are available by special order.



Chroma-Q's award-winning entertainment and architectural lighting products have been setting new standards of performance for a huge range of leading lighting designers, specifiers, rental and production companies, venues, shows and events worldwide.



Syracuse Scenery is a full line dealer for LEX Products, including portable distribution boxes, feeder cable and multi-cable assemblies. LEX Products offers solutions that are long lasting and easy to deploy.





# LIGHTING

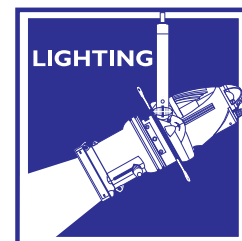
Shown in this catalog is a wide range of the equipment available from Syracuse Scenery. But, of course, much more is available. Due to ongoing pricing changes and manufacturers' rules for publishing prices, many of the items shown do not display pricing. Please contact us for pricing, discounts, availability and consultation for all of your lighting needs.





## NEO

## CONSOLES



**Strand**

The NEO lighting control console allows the ability to seize light; to grab, move, change position, color, and motivate the lighting design simply and effectively.

- Icons/Shutter controls represented graphically on display
- Floating windows allow operator to configure their views
- "Time Line" features that allow drag and drop to create sequences
- Show is secured on a "Mission Critical" grade SQL server
- Reduced boot time
- Individually controlled back lit keys
- Motorized faders
- Pixel mapping and media playback
- 4 DMX Universes standard (upgrades available)

The NEO Compact 10 Console is a powerful, full-featured lighting console in a small form-factor. The console can be used anywhere that's on the go, or installed in an equipment rack with option rack mount kit.

- Full-featured operating system & Robust processing power
- 4 DMX Universes (upgradable to 10 universes of output)



## NEO COMPACT 10



## ION XE



The Ion Xe is the compact workhorse of the Eos® family. Ion Xe can integrate into a system with all other Eos family products (except Element).

- Features same backlit keyboard layout & full-feature software as its bigger siblings
- 4 DMX Universes standard (upgrades available)
- Available in either 2,048 or 12, 288 outputs
- Provides support for up to two external monitors
- Master playback faders can be supplemented with variety of options

Element 2 brings the fundamentals of lighting control to the forefront while allowing access to a wealth of advanced control features below the surface.

- 2 DMX Universes standard (upgrades available)
- Record cues/fade times into cue list for playback
- Customizable Magic Sheets that can be used to control your rig from a touchscreen monitor

## ELEMENT 2



## QUICKQ 20

**ChamSys**

The QuickQ 20 is the perfect choice for control of dimmer, LED colour mixing, and moving light fixtures. The console can automatically detect and patch RDM compliant fixtures and features in-built WIFI capabilities.

- 9.7 inch touch screen utilizing smart phone like interface
- 2 DMX Universes standard (upgrades available)
- Has free to download offline programming software available

## 624 SERIES TWO SCENE MEMORY CONSOLE

- Two scene preset mode
- Bump buttons with Add and Solo modes
- Chase memory
- DMX or analog output options available



The Cognito<sup>2</sup> console is at home in small to medium size venues. With hands-on control of features traditionally reserved for much larger or "professional-class" desks, Cognito<sup>2</sup> makes easy use of advanced features with an unlimited number of simultaneous fades and effects.

- Up to 1024 channel outputs directly from console
- Two playbacks, each with intensity fader, Go, and Pause buttons
- Free downloadable off-line editor available

**Pathway**  
Connectivity Solutions

FLIGHT CASES are available

**Leprecon**  
Lighting for Professionals



## COGNITO<sup>2</sup>





# DIMMING SYSTEMS

## Installation Systems

Designed to interface directly with modern-day Ethernet control systems, C21 Racks, which are equipped with a universal processor, have an integrated 4 port Ethernet switch for simplicity. Accompanied with Ethernet control, a wide range of traditional inputs are also available.

Racks include switched, power through, SCR, IGBT and constant power modules with a range of power levels that may be combined to meet the demands of any system.

- Two DMX512 inputs standard
- Available in two rack sizes (24 or 48-modules)
- Universal processor for 120V and 230V systems
- Dual processor option with full tracking back-up available
- Integrated Vision.net architectural control



C21 DIMMING SYSTEM

### A21 DIMMING CABINETS



A21 dimming systems are designed to be flexible and can be tailored to the varying needs of architectural or entertainment applications. The system is based on three basic elements:

- A21 Dimming Cabinet: pre-wired enclosure that contains the power modules, a control processor module, internal wiring and load, supply and control terminations (cabinet sizes available for 3, 6, or 9 power modules)
- A21 Power Modules: dual and quad power modules are available for dimming incandescent, tungsten, LED, low voltage, neon, and cold cathode loads
- A21 Processor Module: provides power and flexibility for the system. Using the digital processing techniques for accuracy and reliability, the processor provides the control signals for the power modules.

## Portable Systems

### R21 S21 RACEWAY DIMMER STRIP



Ideal for smaller systems, R21 S21 RACEWAY DIMMER STRIP is ideal for smaller systems and may be used in schools, churches or any facility that does not have space for conventional dimmer racks. Easy to install and use.

- Fully digital powered raceway
- DMX512 I/O
- Remote processor option provides support for up to 96 dimmers
- Wide range of load connector options. Integrates with Strand C21 and A21 Dimmers

### LIGHTPACK



The Strand LIGHTPACK individual dimmers provide the ultimate control in flexibility in a small, compact unit. Lightpack dimmers can be placed anywhere, allowing you to have a dimmer right at your light source wherever and whenever you need it.

- DMX512 I/O
- 1200W dimmers for 120V or 230V applications
- Full short-circuit, thermal and overload protection
- Integrates with all Strand Dimming Systems

### ULD SERIES TREE MOUNT DIMMERS



Dimmers have 25 amp SSR's, illuminated magnetic circuit breakers, over volt/over temp protection, and fully encapsulated chokes that ensure quiet operation.

Through the display-based menu system, each channel can be defined as either a non-dim, fluorescent or fixed intensity level.

#### ULD 360 Tree-Mount Dimmers

- 6 channel dimmer, stage pin, DMX-512 (M/F) 5 pin XLR, 1800 watts per channel, 1800 watts maximum pack total, single edison cord power input
- 6 channel dimmer, stage pin, DMX-512 (M/F) 5 pin XLR, 1800 watts per channel, 3600 watts maximum pack total, two edison cord power input

#### ULD 340 Tree-Mount Dimmers

- 4 channel dimmer, stage pin, DMX-512 (M/F) 5 pin XLR, 1800 watts per channel, 1800 watts maximum pack total, single edison cord power input
- 4 channel dimmer, stage pin, DMX-512 (M/F) 5 pin XLR, 1800 watts per channel, 3600 watts maximum pack total, two edison cord power input

### WATSON

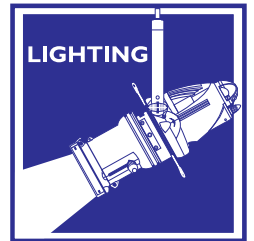


A complete solution for delivering Power and DMX data to LED and automated fixtures. Using one DMX control channel or simply sensing DMX data, Watson turns electronic fixtures off when they are not in use.

- Saves energy
- Extends fixture life
- Protects electronics from power surges
- Lowers installation cost



Other consoles and dimming systems available from:



## VARI\*LITE

**VL1100 LED:** The new VL1100 LED delivers high quality light and consistent color reproduction, the lighting designer's first true alternative to traditional tungsten source in a moving head fixture. A perfect 'tungsten' color shift and an innovative hybrid cooling system smoothly optimize the balance between light output and noise.

- Tungsten red shift emulation during dimming
- Color reproduction consistent with existing VL1100
- Continuously variable zoom range 19°-36°: super zoom angles to 70°

**VL1100 LEDHP:** The lighting designer's first true alternative to traditional Arc source in a moving head fixture. Unique LED engine delivering high CRI output and dimming with a consistent colour temperature throughout the curve. Innovative hybrid cooling system optimises the balance between light output and noise.

- Consistent color temperature throughout dimming curve
- User definable control of output/noise ratio
- Continuously variable zoom range 19° to 36°, super zoom angles to 70°

**VL1100 TUNGSTEN:** All models of the VL1100 luminaire have a new 50 kHz. drive system that quiets the operation of all two-phase motors in the fixtures during movement and while in static positions. They also have new, three-phase, ultra quiet stepper motors that provide a smooth, timed continuous pan and tilt motion.

- Wide zoom range continuously variable field angle in imaging range from 19° to 36°, super zoom angles to 70°
- CMY color mixing system
- Rotating gobo wheel 5 + open

### VL1100 SERIES



A full system lighting solution with dedicated Spot, Wash and Profile fixtures, the VL2600 range combines Vari-Lite quality and performance with the latest LED technology, all engineered to deliver the best possible package to the mid-sized show lighting segment.

### VL2600 SERIES



**VL2600 PROFILE:** offers a broader choice of saturated colors while maintaining the familiar Vari-Lite color palette from the CMY color system with variable CTO adjustment. Effects features include Iris, two gobo wheels, one fixed color wheel, prism and variable frost. Compact, lightweight, fast and accurate, the VL2600 PROFILE is engineered to be easy to use, prep and maintain.

- Wide zoom range – 7° to <48°
- Beam shaping- Four blade framing system

**VL2600 SPOT:** offers a broad choice of saturated colors using a CMY color system and variable CTO adjustment. The fixture offers a wide range of effects, including include Iris, two rotating gobo wheels and one fixed, plus additional color wheel, prism and variable frost.

- Fixed color wheel (7+ open)
- High contrast ratio
- 

**VL2600 WASH:** The VL2600 WASH includes an internal, beam-shaping framing system and has an adjustable beam edge feature (PC or Fresnel). It also offers a broader choice of saturated colors whilst maintaining the familiar Vari-Lite color palette from a CMY color system with variable CTO adjustment, plus a 7-color fixed wheel.

- High output- 22,000 lumens
- Wide zoom range – 12° to 63°





Punchlite 220 has an innovative and large motorized zoom range of 8-40° delivers flexibility to your lighting design. The honeycomb lens design maximizes the light emitting surface and delivers a powerful blended output. The effective passive cooling design delivers uncompromised saturated color performance. Ideal to highlight performers, objects or building elements with a narrow shaft of light, or flood a wide area with a powerful wash of color.

- 18pcs High Quality LEDs for exceptional output and color
- Motorized optical system, featuring unmatched zoom range (8° - 40°) and HSIC (Hue, Saturation, Intensity, Colour Temperature) operation mode
- RGBA or RGBW color



## SHOWLINE PUNCHLITE 220

## VL800 EVENT PAR



The VL800 EVENTPAR is an LED retro-style event PAR perfect for a modern replacement of classic tungsten PAR fixtures. Designed to bring back the vintage stylings of the original lamps and PAR cans but built with the DNA of Vari-Lite, the VL800 EVENTPAR will be available in both RGBA and warm white (WW) varieties, with output and color

reminiscent of tungsten PAR 64 lamps. To meet the needs of any installation or event, the VL800 EVENTPAR is available in black, white, bronze, or polished aluminum.

## VARI\***LITE**

## VL800 PRO PAR



The Vari-Lite VL800 PROPAR is an advanced LED event PAR fixture that has the DNA of Vari-Lite built in. This high output fixture includes a quiet running motorized zoom and is a cost-effective solution that looks and feels like the professional luminaire you'd expect from Vari-Lite. The VL800 PROPAR offers full RGBW color mixing and has gel-matched color presets to deliver the same visual results customers are accustomed to using, as well as multi-mode fan control for use in quiet environments.

- 7 x 30W
- 6° - 40° angle
- 44 preset colors

## SHOWLINE BAR

Whether used as a wash or as a direct-view linear bar, the homogenized output of the SL BAR 640 or 660 will add to any production. With independent module control of the pixels and simple batten connections that provide maximum flexibility and originality. Both luminaires are available with a choice of beam angles delivering uniform color mixing and illumination for a variety of applications. Whether used in place of R40 strips, border-lights, foot-lights, cyc-lights or for exciting animations, the luminaires deliver incredible coverage and color washing abilities. The SL BAR 640 and 660 include standard mounting brackets for floor or pipe mount. Mounting brackets feature secure lock off and a tight profile to insure close placement to further insure smooth beam spreads. Units are designed for daisy chaining and include cable management for clean cabling and easy set up.



### SHOW SL BAR 640

- 24 x 60° degree RGBW LED optics
- 500W
- 13,360 lumen output
- 4' linear fixture



### SHOW SL BAR 660

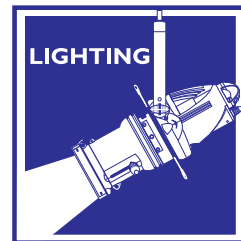
- 36 x 60° degree RGBW LED optics
- 750W
- 20,000 lumen output
- 6' linear fixture

Every aspect of the luminaire has been designed with performance in mind. The VL4000 SPOT boasts 33,000 lumens and features a quiet Studio mode outputting 25,000 lumens. High resolution optics ensure remarkable center-to-edge focusing and an unprecedented contrast ratio.

- Zoom range from 9° to 47°
- 5:1 zoom optics system
- Two gobo wheels

## VL4000 SPOT





### OVATION E-910FC

Ovation E-910FC is a high-performance ERS-style fixture with full RGBA-Lime color mixing and Color Temperature presets of 2800 to 6500 K that match the output of a tungsten source to perfection. Control options include full 16-bit dimming (per color and master), selectable PWM, RDM and onboard dimming curve selection. Also accessible is the Virtual Color Wheel which matches popular gel colors. Lens tubes sold separately.



### OVATION P-56FC

Ovation P-56FC is a compact, virtually silent par that produces a homogenized, single-source, flat and even field of light with high CRI. The bright unit utilizes the same advanced full color-mixing RGBAL LED system found in the popular Ovation E-910FC ellipsoidal to produce subtle pastels to punchy saturates and nearly any temperature of white. Interchangeable lens plates are included for medium and wide beam angles and the unit accepts standard 7.5" beam shaping accessories. Ideal for theatrical and studio applications, the virtually silent par features extremely smooth 16-bit dimming, as well as RDM and PWM for ease of set-up.



### OVATION B-565FC

Ovation B-565FC boasts groundbreaking features such as an RGBA-Lime color system and the incorporation of RDM, Art-Net™ and sACN plus standard DMX for programming and networking options. This little powerhouse not only makes a great batten-style light, but is also a tremendous standard wash. A holographic filter is included and locks into place so the fixture can be used in any orientation with no worry about the filter sliding out of set-up.

#### ALSO IN THE OVATION LINE:

CYC 1 FC: an incredibly sleek, discreet, and light weight CYC that delivers a wide, smooth field of light with significant reach. Completely convection cooled, the unit is ideal for applications where silent operation is critical.

F-415FC: a 6" Fresnel style fixture that features our advanced RGBAL LED system. The unit projects a bright, beautifully soft field of light from subtle pastels to punchy saturates, and nearly any temperature of white.



### COLORADO 1 QUAD ZOOM

COLORado 1-Quad Zoom is an excellent indoor/outdoor wash light with seven Osram RGBW LEDs delivering big time power from a compact, yet solid housing. It maintains its IP65 rating with IP rated DMX cables, but standard 5-pin XLR DMX cables work perfectly for indoor use. A 13° to 45° zoom gives you ample control over the beam, and selectable dimming curves facilitate the integration of the fixtures into an existing rig. Center pixel control provides even more dynamic effects with full 16-bit dimming. Outdoor rated power and data connectors allow for easy connections without proprietary cabling.

### COLORADO 2 QUAD ZOOM

COLORado 2-Quad Zoom is a solid indoor/outdoor wash light featuring 14 bright quad-colored Osram (RGBW) LEDs and a 14° to 44° zoom. Selectable dimming curves facilitate its integration into an existing rig. This excellent LED wash light maintains its IP65 rating with IP rated DMX cables, but standard 5-pin XLR DMX cables work perfectly for indoor use. IP rated power and data connectors allow for easy connections without the need for proprietary cabling.







## SOURCE 4 JUNIOR

The power of Source Four® in a compact and economical size! The smaller-scale Source Four Jr™ uses the same technology that made the standard Source Four famous. That means unsurpassed imaging and beam quality.

### Features

- Faceted dichroic reflector removes 90% of IR heat from beam
- Rugged die cast aluminum construction
- Super-efficient HPL lamp, rated up to 575
- Interchangeable lens assemblies
- Rotating barrel ± 25%
- Two-plane stainless-steel shutter blade assembly
- Tool-free lamp adjustment
- Accepts M-size gobos and drop-in iris
- Supports Dimmer Doubling™
- UL and cUL Listed

Spotlights are supplied with color frame, power cable with bare leads, and c-clamp.

cat#	description	price
<b>ETC S4 JR 26</b>	26 Degree	\$283.40
<b>ETC S4 JR 36</b>	36 Degree	\$283.40
<b>ETC S4 JR 50</b>	50 Degree	\$283.40
<b>ETC S4 JRZ</b>	Zoom 25-50 Degree	\$353.60



## PAR EA

Source Four® PARs™ offer power, elegance and efficiency with a rugged die-cast aluminum construction and acclaimed Source Four optical technology. The Source Four PARs deliver a smooth even field, and at 575 watts are comparable to 1000 watt PAR64s -- while saving 40% on energy.

### PAR EA features:

- Rated up to 750 W
- EA (Enhanced Aluminum) reflector
- Super-efficient HPL lamp
- Supplied with medium flood lens (*Additional lenses and lens sets sold separately.*)
- Die-cast faceted reflector
- Die-cast aluminum construction
- Supports Dimmer Doubling™

**ETC PAR** \$235.60

### PARNel features:

- Rated up to 750 W
- Enhanced Aluminum reflector
- Super-efficient HPL lamp
- 25° - 45° variable field focus
- Easy spot to flood adjustment knob
- Die-cast faceted reflector
- Die-cast aluminum construction
- Supports Dimmer Doubling™

**ETC PARNel** \$318.25



## PARNel

## ETC SOURCE 4WRDII

### LED RETROFIT KIT



With a full family of options available, you can retrofit existing Source Four incandescent fixtures, or add to your inventory knowing that you're gaining some of the best white light LED technology on the market.

All Source 4WRD fixtures are available in both warm and cool white arrays

<b>ETC S4WRD</b>	LED Retrofit Kit 3200K 80 CRI	\$550.00
<b>ETC S4WRD G</b>	LED Retrofit Kit 3200K 90 CRI	\$590.00
<b>ETC S4WRD D</b>	LED Retrofit Kit 5900K 90CRI	\$590.00

The ColorSource CYC is dedicated to a single purpose: creating beautiful, smooth washes of light on a cyclorama or wall. And it delivers! Its compact, fan-free design features a unique five-color mix of red, green, blue, indigo, and lime, giving an incredible range of colors at an affordable price. Gone are the days of endless tinkering to get decent lighting on the cyclorama. ColorSource CYC is pre-focused. Simply set the fixture on the deck or hang it level and you're done! ColorSource CYC fixtures work as a system to create an even, smooth wash by blending not only with their neighbor but their neighbor's neighbor.

## COLORSOURCE CYC



## COLORSOURCE PAR



The extremely lightweight ColorSource PAR outputs bright, beautiful light, is easy to use with or without a lighting desk and lives up to ETC's high standards for quality.

## COLORSOURCE SPOT



ColorSource Spot outputs bright, beautiful light, is easy to use with or without a lighting desk, and lives up to ETC's high standards for quality.

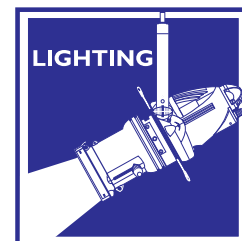
ColorSource luminaires are factory-calibrated to ensure consistency. Their four-color mixing system offers bright, vibrant colors, and perfectly-mixed pastels. The thermal management algorithms built into every ColorSource fixture ensure that the colors you choose in rehearsal are the colors you get during the show.



## COLOR ONE 100X

The next generation of the Chroma-Q® Color One family is here: the Color One 100X™ LED PAR! The 100X's custom optical design and fully homogenised output delivers a powerful, smooth, uniform and defined 19° beam, with outstanding colour blending across the spectrum and no unsightly colour separation shadows. RGBA emitters deliver outstanding colours across the spectrum - including deep-cold blues, red-hot lava looks and super-soft pastels, as well as a complete range of whites ---all from ONE source. Utilising core LED technology from the Chroma-Q®

premium performance lighting range, the multi-purpose fixture is ideal for a wide range of applications and provides a powerful, creative lighting tool.



## Inspire™ House Lights Series



### Inspire Mini™ RGBW

The new Chroma-Q® Inspire Mini™ LED house light is a powerful and compact, multi-purpose creative lighting tool that compliments the award-winning Inspire™ fixture.

- Beam Angles: 65°
- Lumen Output: 3,010 lm
- Power Consumption: 70W



### Inspire™ RGBW

The new Chroma-Q® Inspire™ LED house light is a powerful multi-purpose creative lighting tool that utilises some of the innovative core technologies found in the incredibly popular Chroma-Q® Color Force™ range.

- Beam Angles: 32°, 42°, 65°
- Lumen Output: 4,390 lm
- Power Consumption: 100W



### Inspire XT™

Including all the features of the Inspire™ & Inspire Mini™ with twice the output, the Inspire XT™ LED house light is ideal for situations that require the same high quality white and coloured lighting with even more output.

- Beam Angles: 32°, 42°, 65°
- Lumen Output: 9,500 lm
- Power Consumption: 135W




### Color Force II™ 12

**Power Across the Spectrum**

**CQ CF II 12**

**\$1,152.00**

The Color Force 12 is a truly multi-purpose LED fixture that is suitable for numerous entertainment lighting disciplines. The unit provides power across the spectrum, from deep cold blues to red hot lava looks all from a single fixture. At only 300mm / 1ft long, the unit is ideal for floor, wall, or truss mounting. It also provides a massive output of 2,400 lumens, easily washing up to 8m / 26ft with smooth, theatrical grade dimming. A choice of batten lengths are also available.



### Color Force II™ 48

**CQ CF II 48**

**\$3,802.50**

### Color Force II™ 72

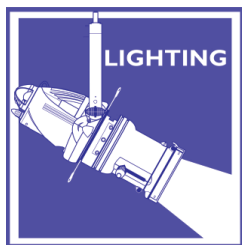
**CQ CF II 72**

**\$4,360.50**

**Mighty Output LED Batten**

The Color Force LED batten range is a brute of a light. The super bright fixture easily washes up to 8m / 26 feet. In addition, the advanced ColorSure™ RGBA color and control management technologies together produce a radically increased color palette, enhanced color consistence, a high CRI of 92 and theatrical grade dimming, all in the same fixture. The range also includes a multi-purpose version.





**ELP CL**

Martin ELP CL (Color) LED ellipsoid fixtures deliver class-leading luminance, output and great color mixing from pastels to saturated colors. Ergonomic Danish engineering offers advances in lighting functionality that include the easy-to-use gear-based Fine Focus—an industry first—and on-board Fast Focus, which allows focusing of the fixture without the need of DMX data.

- 16-bit dimming with 4 selectable curves
- 26 color presets that match industry-standard color filters
- Four available Martin fixed lens tubes (19°, 26°, 36° and 50° beam angles) and two available Martin zoom lens tubes (15–30° and 25–50° beam angles)



**RUSH PAR 2 RGBW ZOOM**

The RUSH PAR 2 RGBW Zoom is a bright single-lens LED PAR Can with fully premixed color from 12 RGBW LEDs and a spectacular 10 – 60 ° zoom.

- Electronic dimming and strobe
- Temperature-controlled fan cooling
- Flexible bracket – floor or truss-mounted
- 5-pin XLR



**RUSH BATTEN 1 HEX**

The RUSH BATTEN 1 HEX is an ultra-bright 12-cell batten color + UV wash fixture with full pixel control. Featuring 12 watt RGBAW+UV 6-in-1 LEDs, the RUSH BATTEN 1 HEX can providing intense light for color, white, or blacklight applications. A removable diffuser/ lens increases the beam angle from 25° to 32°. The LED source and rugged, lightweight construction make it ideal for live shows, TV events, stage, concerts, and nightclubs.

- Full pixel control of individual LEDs
- Electronic dimming and strobe



**MAC AURA**

The MAC Aura is an award-winning wash light that lighting designers have turned to the world over due to its versatility as a powerful beam and wash luminaire of the highest caliber. The result of out-of-the-box creative thinking, it is the first LED moving head wash light to combine multicolor beam LEDs with a backlight LED array that takes the

synthetic look out of LED wash lights.

- Single-lens wash with fully premixed color
- Broad color palette, RGBW color mixing
- 11 to 58° zoom



**MAC QUANTUM PROFILE**

This extremely bright LED profile fixture combines top quality white light with a fast, smooth CMY color mixing system and crisp gobo projection on surfaces as well as mid-air.

- First real alternative to a 700/800 watt HID fixture
- Full feature set including

CMY color mixing and 1:3 zoom



**SULLY 305L**



Providing a multi-faceted solution in a compact package, Sully 305L luminaire combines a high-quality 115W white LED source with a single 150mm/6" Fresnel lens, which can be easily changed for a Pebble Convex lens. It is especially valuable in multi-purpose venues and rental companies where the interchangeable lens can be put to full use. With uniform light and premium color rendering, Sully will easily substitute 1000W tungsten models. It is an affordable and lightweight unit with no compromise on build quality and overall performance.

**SULLY 650SX SERIES**



The Sully 650SX Series is a variable zoom profile range featuring a high-quality 115W white LED source available in two color temperatures that delivers a first-class white light and high light output that far exceeds 1000W tungsten luminaires in warm white or in cool white equipped with CTD filter. It is equally happy on stage, overhead, on side booms or prosceniums, in opera houses, theatres, and studios.

# ARTISTE

**Artiste DaVinci™:** features a 270W LED engine, over 12,000 total lumens, 6° to 48° zoom, full CMY color mixing and linear CTO color correction, 7 dichroic colors including

CTB and Violet, 6 rotating glass and 9 static-stamped metal interchangeable gobos, 3-facet and linear rotating prisms, frost filter, full 360° bi-directional animation wheel, motorized iris, focus, and auto-focus.

**Artiste Picasso™:** features a 620W LED engine, over 23,000 total lumen output, 7° to 55° zoom, a full CMY color mixing system, linear CTO color correction, 6 dichroic colors, 7 rotating/indexing glass and 7 static-stamped metal interchangeable gobos, 4 rotating full blackout framing blades with +/- 45° individual blade rotation, full 360° bi-directional animation wheel, 4-facet and linear rotating prisms and 2 frost filters, internal color, framing, prism, and frost.

**Artiste Van Gogh™:** a compact powerful framing Wash fixture with outstanding light quality. It is an ideal partner to the Profile fixtures in Elation's Artiste fixture range. It features a 380W 6,500K LED engine, a 16bit CMY color system with a seamless CTO filter, a seven position color wheel is provided for additional effects and includes a dedicated UV filter. A 4 blade barn door system with its wide zoom range and included interchangeable PC or Fresnel lens options.

**Artiste Monet™:** an extremely bright fully featured LED Profile fixture offering a wide color mixing gamut through its variable SpectraColor engine. 950W 6,500K LED engine, 6.8° to 55° zoom, full blackout framing array, 7 rotating and 7 fixed interchangeable glass gobos, full animation wheel, dual prism.

**Artiste Rembrandt™:** an extremely bright, full-featured LED Wash fixture offering a wide color-mixing gamut through its variable SpectraColor engine. 950W 6,500K LED engine, 11° to 55° zoom, offering up to 51,000 lumens full-blackout framing system with two independent animation wheels allow for directional motion, including overlapping and counter-rotating motion effects that are unique to the fixture.

**Artiste Mondrian™:** an extremely bright, full-featured LED profile FX fixture offering high center intensity, narrow-beam angles and a wide color-mixing gamut through its variable SpectraColor engine. Features up to 51,000 lumens from its efficient 950W 6,500K LED engine, 3° to 45° zoom, full-blackout framing array.

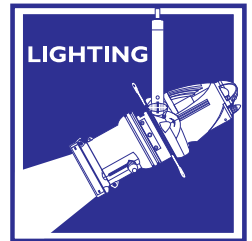
The ARENA ZOOM Q7IP™ is an IP65 outdoor rated par fixture featuring (7) 30W Osram™ QUAD-Color RGBW LEDs, 7° to 40° motorized zoom, smooth color mixing, 38 color macros and variable speed macro effects, RGB white balance calibration, variable 3,200-10,000K color temperatures, selectable dimming curve effects, adjustable LED refresh rate and gamma brightness for flicker free operation for TV and FILM, DMX and RDM (remote device management) protocol support, IP rated 5pin DMX and powerCON TRUE1 power in/out connections, 4 Button 180° Reversible OLED Menu Control Display, integrated dual rigging yoke/floor stand, a durable die-cast housing, multiple unit power linkable, and a multi-voltage universal auto switching power supply (100-240v).

## FEATURES

IP65 Outdoor Rated Par Wash Luminaire  
(7) 30W Osram™ Quad-Color RGBW LED's  
7° to 40° Motorized Zoom  
38 Color Macros and Variable Speed Macro Effects  
Dual Rigging Yoke / Floor Stand  
Flicker Free Operation for Broadcast TV and FILM



## ARTISTE DAVINCI



## FUZE PAR Z175

The FUZE PAR Z175™ is a single source par with zoom. Featuring a 175W RGBW COB LED engine, 8° to 35° motorized zoom, an advanced cooling system, smooth RGBW color mixing, 64 color presets and 14 unique color macros, electronic strobe and 16-bit variable dimming curve modes, flicker free operation for TV and FILM, 3/5pin DMX and Locking Power Cable in/out connections, (4) button LCD control display panel, integrated dual rigging yokes, and a multi-voltage universal auto switching power supply (100-240v). Gel frame and barn doors included.

## FEATURES

175W RGBW COB LED engine  
8° to 35° motorized zoom  
64 color presets and 14 unique color macros



## ARENA ZOOM Q7IP



**ELA ARENA ZOOM Q7IP**  
\$1,320.00

## SEVEN PAR 7IP

SKU# SEV001  
Specifications Sheet DMX Traits  
The SEVEN PAR 7IP™ is an IP65 outdoor rated seven color par wash luminaire with (7) 25W 7-in-1 RGBAW + Lime + UV LEDs (Red, Green, Blue, White, Amber, Lime, and a 395nm UV) producing 3,600 total output lumens and 90CRI. Features include individual hue, saturation, and intensity control, RGB + seven color 3 channel DMX mode, 17° beam and 33° field angles, smooth color mixing, 12 internal programs with speed and fade control, 64 unique 7-color macros, selectable dimming curve modes, adjustable LED refresh rate and gamma brightness for flicker free operation for TV and FILM, DMX and RDM (Remote Device Management) protocol support, IP65 rated 5pin DMX and power in/out connections, dual adjustable yoke / floor stand, multiple unit power linking, OLED menu display with a 4-button control panel, a multi-voltage universal auto switching power supply (100-240v), and a rugged powder coated die-cast aluminum exterior. Gel frame and gel frame holder included, optional 4-leaf barn door available.



**ELA SEVEN PAR 7IP**  
\$678.40





## SEVEN BATTEN™ SERIES

SEVEN Batten 14™  
(pictured)

ELA SEVEN BAT 14

\$1,120.00

SEVEN Batten 42™

ELA SEVEN BAT 42

\$2,332.00

SEVEN Batten 72™

ELA SEVEN 72

\$3,344.00



The SEVEN Batten 14™ is a seven color 1.2 foot long batten wash luminaire with (12) 25W 7-in-1 RGBAW + Lime + UV (395nm) LEDs. Features include individual hue, saturation, and intensity control, special RGB SEVEN 3 channel mode (RGB + dynamic white, amber, lime, and UV), 2 pixel mapping zones with pixel flip mode, smooth color mixing, 12 internal programs with speed and fade control, 64 unique 7-color macros, selectable dimming curve modes, adjustable LED refresh rate and gamma brightness for flicker free operation for TV and FILM, DMX Art-Net, Kling-Net, and RDM (Remote Device Management) protocol support, 3/5pin DMX, RJ45 etherCON, and power in/out connections, a 220° manual tilt adjustable mounting bracket, OLED menu display with a 4-button control panel, a multi-voltage universal auto switching power supply (100-240v), a rugged powder coated die-cast aluminum exterior, and an integrated gel / frost filter slot.

SEVEN Batten 14™

(12) Total LEDs

SEVEN Batten 42™

(36) Total LEDs

SEVEN Batten 72™

(60) Total LEDs

### FEATURES

Individual Hue, Saturation, and Intensity Control  
Special RGB SEVEN 3 Channel Mode (RGB + Dynamic White, Amber, Lime, UV)  
Pixel Mapping Zones with Pixel Flip Mode  
Smooth Color Mixing, Internal Programs with Speed and Fade Control  
64 Unique 7-Color Macros  
Selectable 16-bit Dimming Curve Modes  
Adjustable LED Refresh Rate + Gamma Brightness  
Flicker Free Operation for TV and FILM  
Art-Net, Kling-Net, and RDM Protocol Support  
220° Manual Tilt Adjustable Mounting Brackets  
Rugged Powder Coated Die-Cast Aluminum Exterior  
Integrated Gel / Frost Filter Slot

## COLOUR 5 PROFILE™



The new Colour 5 Profile™ Ellipsoidal features a 180W RGBAM (Red, Green, Blue, Amber, Mint) LED engine, >94CRI, 4,100 total lumens (with 26° lens), with 19°, 26°, 36°, and 50° interchangeable lens options (sold separately), (4) blade manual framing shutters, supports B size metal or HT transparency gobos, manual focus, DMX controlled electronic strobe, dimming, and dimming curves, flicker free operation for TV and FILM, adjustable refresh frequency and gamma brightness, 5pin DMX and powerCON in/out connections, (4) button LCD control display panel, an integrated rigging yoke, quiet fan cooling, and a multi-voltage universal auto switching power supply (100-240v).

ELA E C5 P

\$1,600.00

### FEATURES

- 180W RGBAM (Red/Green/Blue/Amber/Mint) LED Engine
- >94CRI 4,100 Total Lumens\*
- Interchangeable Lens Options\*\* 19°, 26°, 36°, 50°
- (4) Blade Manual Framing Shutters
- Supports B Size Metal or HT Transparency Gobos\*\*\*
- Electronic Strobe and Variable Dimming Curves



- Flicker Free Operation for TV and FILM
- Adjustable Refresh Frequency and Gamma Brightness
- Quiet Fan Cooling  
(\*with 26° lens) (\*\*sold separately)(\*\*\*gobos and holder not included)

## SIXBAR 500



ELA SIXBAR 500

\$560.00

The SIXBAR 500™ features (6) 12W 6-IN-1 RGBAW+UV LEDs, 100,000 average hour LED life, 30° beam angle, individual control of each LED, variable dimming curve modes, strobe and chase effects, a UV wavelength of 395nm, ArtNet, KlingNet and RDM (remote device management) protocol support, 3pin and 5pin DMX, powerCON, and RJ45 in/out connections, LCD menu display with 4 button control panel, integrated dual rigging brackets, multiple unit power linking, rugged die-cast aluminum exterior, frost filter and glare shield included, flicker free operation for TV and FILM, 93W max power consumption, and a multi-voltage universal auto switching power supply (110-240v).

### FEATURES

30° Beam Angle  
ArtNet and KlingNet Support  
RDM - Remote Device Management  
Individual LED Control  
Variable Dimming Curve Modes  
Multiple Unit Power Linking  
Rugged Die-Cast Aluminum Exterior  
Flicker Free Operation for TV and FILM  
EFFECTS  
Strobe and Chase Effects  
Individual LED Control  
Variable and Selectable Dimming Curves

ArtNet + KlingNET Protocol Support  
RDM (Remote Device Management)  
(2) etherCON Ports  
3pin and 5pin DMX In/Out  
powerCON Power In/Out

### SIZE / WEIGHT

Length: 17.7" (450mm)  
Width: 8.1" (206.4mm) \*with included glare shield  
Vertical Height: 6.1" (155mm)  
Weight: 9.0 lbs. (4.1 kg)

### CONTROL / CONNECTIONS

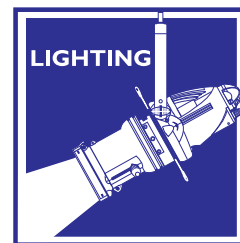
8 DMX Channel Modes (6 / 7 / 11 / 13 / 18 / 36 / 39 / 43)  
4 Button Control Panel and LCD Menu Display

### INCLUDED ITEMS

powerCON Cable  
Frost Filter  
Glare Shield

Retro-Classic: Our RETRO-Classic™ is the most customizable of the RETRO series. This is a 0-100% phase dimmable (forward and reverse) variable wattage LED 2700K-6500K 80-97 CRI engines. They are designed for older SCR, TRIAC, and IGBT dimmers systems but are compatible with newer dimmer systems. A direct replacement of existing lamps, the LED retrofit can be used in a wide range of applications or even new installations. Custom and standard mounting options are available for the RETRO-Classic™

## RETRO-CLASSIC™



## RETRO-FUSION™



The NEW RETRO-Fusion™ is the smallest profile version of the RETRO series. It offers all of the same reliability of the RETRO-Classic™ series in a smaller package. This is a 0-100% phase dimmable (forward and reverse) variable wattage LED 2700K-6500K 80-97 CRI engines. They are designed for older SCR, TRIAC, and IGBT dimmers systems but are compatible with newer dimmer systems. A direct replacement of existing lamps, the LED retrofit can be used in a wide range of applications or even new installations. Custom and standard mounting options are available for the RETRO-Fusion™.

## RETRO-PASSIVE™



Retro-Passive: The RETRO-Passive® is our most silent option in our RETRO series.

It is a 0-100% phase dimmable (forward and reverse) variable wattage LED 2700K-5000K 80-97 CRI engine. They are designed for older SCR, TRIAC, and IGBT dimmers systems but are compatible with newer dimmer systems. A direct

replacement of existing lamps, this fanless

LED retrofit can be used in a wide range of applications or even new installations. They are offered in E26, E39, PAR56, and PAR64 bases, as well as custom sizes, mounts, and applications. When absolute silence is a must, RETRO-Passive® is perfect for you.

**CANTOUSA**  
INNOVATIVE LIGHTING PRODUCTS

## RETRO-HPL SERIES



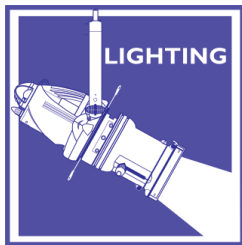
The RETRO-HPL Series is a CSA listed, Energy Star 2.0 retrofit kit that rapidly transforms existing incandescent fixtures into energy efficient LED fixtures. It is a direct replacement for existing Source 4 PARs in the marketplace, especially those used for house lights. This direct, non-destructive, and easy to install kit provides unparalleled dimming with its standard ease of use. The patented technology allows the fixture to smoothly dim from 0-100% utilizing existing dimming technology. Its LED technology creates even fields and delivers consistent color. The RETRO series delivers more light with more output than any other option on the market.

## RETRO-PAR SERIES

The RETRO-PAR Series is a CSA listed, Energy Star 2.0 retrofit kit that rapidly transforms existing inefficient incandescent fixtures into energy efficient LED fixtures. The patented technology allows the fixture to smoothly dim from 0-100% utilizing existing dimming technology. Retrofit kits are available with a variety of options for both recessed and pendant style fixtures. Installation is as easy as changing a light bulb. The LED technology creates even fields and delivers consistent color. The RETRO series delivers more light than most incandescent bulbs it replaces with less watt load.








**Chalice LED  
Down Light**

## Spectra PAR

Altman Lighting's Spectra PAR now can be configured 4 different ways. Configured to suit your specific LED needs, the different choices allow for a range of colors, uses and solutions.

In the RGBW version, the Amber LED is replaced with a White one to offer better rendering of pastels and lighter colors and shades. The White LED also produces a smooth clean pure white color for those times you need it.

The RGBA unit has the very useful Red, Green, Blue, and Amber configuration. This combination lets you choose from a variety of bright and vibrant hues to work within your design.



### RGBW

#### 3K - 6K

There are those times when color is not your goal, but you do need white light and good coverage. The 3K-6K version lets you fade between 3,000°K to 6,000°K to help you match between the soft yellow light of a candle to the bright white light of the sun.

### RGBA

#### WHITE

When the design calls for a good, solid and bright white light to illuminate and present a subject, Spectra PAR White fulfills the need. This fixture contains all White LEDs to give it the punch you are looking for.



**Spectra  
Cube**

ALT PAR SPECTRA 100 \$1,404.00  
ALT PAR SPECTRA 3K6K \$1,404.00

ALT PAR SPECTRA RGB \$1,404.00  
ALT PAR SPECTRA PAR \$1,404.00



Also Available in Spectra Cyc Series:

Spectra Cyc UV 50  
Spectra Cyc UV 100  
Spectra Cyc 50  
Spectra Cyc 200  
Spectra Cyc 400



## Spectra Cyc 100

The 5°, 10°, 19°, 26°, 36° and 50° fixed focus PHX LED Profile Spots are state of the art luminaries in function, style, and efficiency. These Profile Spots have been designed and engineered with a number of innovative details and features enhancing versatility and efficiency without sacrificing performance. The PHX LED is available in multiple LED choices: a 150w convection cooled (no fans) option and a long throw 250 watt version. Both versions offer RGBA, RGBW, 3000k and 5600k LED array options. Fully locking shutters and a 360° rotating barrel help keep the artistic part of your fixture's focus intact and easy to attain, and with virtually no light leak from the fixture itself, you won't have to worry about any extra light illuminating unwanted parts of the ceiling. The aesthetic appearance and ergonomically designed function controls only add to the appeal. All of these new and innovative options are what makes the PHXLED Profile Spot

ideal for theatres, special events, television studios, or wherever superior, energy efficient lighting performances are required.

### FEATURES

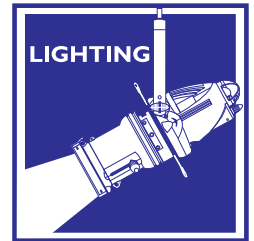
- 150w, 250w, or 340w RGBA, RGBW, 3000K & 5600k LED Profile Spots available.
- 360 degree rotating barrel
- Locking shutter
- Completely enclosed accessory holder
- Heat resistant Plano-Convex Lensing
- Die cast aluminum and sheet metal fabrication
- Color frame and spring clip safety cable included
- Tool free interchangeable barrels
- 3 foot PowerCON® power cable included
- C-Clamp included with
- 26.45 lbs. (11.99 kgs.)
- ETL, cETL & CE listed.
- Lens tube included (except 5° & 10° lens)



**PHX LED PROFILE  
FAMILY (PHX1, PHX2,  
PHX3)**

## CONVENTIONAL THEATRE FIXTURES

Unless otherwise noted, fixtures include color frame and safety cable. Fixtures do not include C-clamp, lamps, or connector.



### SPECTRA STRIP

200/400/600 Watt

LED Spectra Strip Linear Wash



The SPECTRA STRIP is a low profile 6' LED Linear Wash Luminaire with (12) compartments of 50w RGBA Color Mixing or 3000°K high CRI White Light LED Engines. Each compartment can

be individually filtered, lensed, or diffused using the dual filter slots provided per compartment. White light compartments are suitable for no color wash applications, as well as tinting the RGBA Light engines in a blended wash. Additionally, White Light compartments can be used with traditional color media.

Suitable for both Floor and Pipe mounted applications, the low-profile SPECTRA STRIP is a capable LED Replacement for traditional Theatrical Strip Lights, Foot Lights, and Borderlights.

#### Features:

- Color Mixing via Red, Green, Blue & Amber Luxeon Rebel LED's
- White Light via 3000°K high CRI Luxeon Rebel LED's for no color & tinting applications, as well as for use with standard color filters
- Dual-Slot accessory frame holders per compartment for use with lenses, diffusing, and color media
- Convection cooled without the use of fans
- Compatible with DMX and RDM protocols. DMX Address assignable via RDM or on-board push button display
- User selectable 8 and 16-Bit personalities for smooth fades from 0 to 100%
- Flicker-free "on camera" operation
- Preset Modes to emulate 3 and 4 Circuit traditional strip lights, as well as cell by cell control
- Low Profile fixture suitable for uplighting and footlight applications.
- On board multi-voltage power supply
- Available Black, White, and Silver paint finishes
- Weight: Approximately 48 lbs. (21.78kg)
- ETL & cETL pending for Indoor use
- Made in the USA

ALT C SPECTRA STR 2	\$2,345.60
ALT C SPECTRA STR 4	\$3,854.40
ALT C SPECTRA STR 6	\$5,280.00



### FRESNELS

ALT F 65Q

6" Quartz Fresnel

\$172.00



ALT F 75Q

8" Quartz Fresnel

\$354.40



ALT F PEGASUS 6

6" Fresnel 130 Watt White LED

\$1,130.40



ALT F PEGASUS 8

8" Fresnel 130 Watt White LED

\$1,293.60



ALT STAR\*PAR™

750 watt die-cast, with fully rotational lens holder. Includes interchangeable Very Narrow, Narrow, and Wide lenses.

\$223.20

### ELLIPSOIDALS



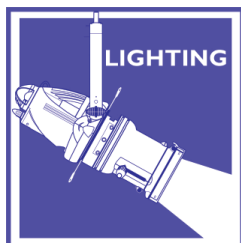
ALT E 3.5Q MT

3.5" Quartz Ellipsoidal with Medium 2 pin lamp base, available in several lens configurations. Includes pipe clamp.

\$328.80

**PLEASE CONTACT US FOR MORE INFORMATION AND PRICING ON  
PRODUCTS FROM OUR MANUFACTURERS**





#### Features

- Up to 27% more efficient than current industry benchmark units
- Fully adjustable beam distribution from fl at to true peak field

- ALL lens tubes interchangeable and can be ordered separately

**Strand**

**Selecon**

**SPX  
ELLIPSOIDAL**



- Dual accessory slots for simultaneous use of 'B' size gate patterns, rotators, and irises
- Three-year warranty
- Interchangeable lens tubes, from 14, 19, 26, 36 and 50 degrees fixed beam angles or 15-35 and 25-50 zoom beam angles

#### Ordering Information

cat#	description	price
FIXED FOCUS 575 W - 120V		
STD E SEL SPX 14	14 Degree	\$1,012.50
STD E SEL SPX 19	19 Degree	\$990.00
STD E SEL SPX 26	26 Degree	\$990.00
STD E SEL SPX 36	36 Degree	\$990.00
STD E SEL SPX 50	50 Degree	\$1,035.00

#### ZOOM - VARIABLE FOCUS

STD E SEL SPX Z1535	15-35 Degree	\$1125.00
STD E SEL SPX Z2550	25-50 Degree	\$1125.00

**ALTMAN**  
LIGHTING

**PHOENIX**



#### Features

- Compatible with GLA or HPL Series 375w, 575w and 750w compact filament lamps
- 360 Degree rotating barrel
- Locking shutters and gobo
- Complete 360 Degree accessory holder
- Heat resisting Plano-Convex lenses
- Aluminum die cast and sheet metal construction
- Spring mounted dichroic coated glass reflector
- Made in the USA

Spotlights are supplied with color frame, power cable with bare leads and safety cable.

#### Ordering Information

cat#	description	price
FIXED FOCUS		
ALT E PHX 5	5 Degree	\$734.40
ALT E PHX 10	10 Degree	\$632.00
ALT E PHX 19	19 Degree	\$428.00
ALT E PHX 26	26 Degree	\$428.00
ALT E PHX 36	36 Degree	\$428.00
ALT E PHX 50	50 Degree	\$428.00

#### ZOOM - VARIABLE FOCUS

ALT E PHX 1535Z	10-35 Degree	\$663.20
ALT E PHX 3055Z	30-55 Degree	\$663.20



**ETC**

**SOURCE 4**

#### Features

- Faceted dichroic reflector removes 90% of IR heat from beam
- Super-efficient HPL lamp
- Interchangeable lens tubes
- Rotating barrel  $\pm$  25%
- Three-plane stainless-steel shutter blade assembly
- Tool-free lamp adjustment
- Insulated rear handle
- Supports Dimmer Doubling™

Spotlights are supplied with color frame, power cable with bare leads and c-clamp.

#### Ordering Information

cat#	description	price
FIXED FOCUS		
ETC E 405	5 Degree	\$777.40
ETC E 410	10 Degree	\$626.60
ETC E 419	19 Degree	\$447.20
ETC E 426	26 Degree	\$447.20
ETC E 436	36 Degree	\$447.20
ETC E 450	50 Degree	\$447.20

#### ZOOM - VARIABLE FOCUS

ETC E 41530	15-30 Degree	\$682.50
ETC E 42550	25-50 Degree	\$719.50

**Aftermarket accessories are available to allow you to get the most from the ellipsoidal luminaires featured above.**

#### BLACK COLOR FRAMES

CF 6	6 1/4" x 6 1/4" for Strand LL 19° - 50°, Phoenix 19° - 50°, and Source 4 19° to 50°	\$6.40
CF 12B	12" x 12" for Strand LL 10°, Phoenix 10°, Source 4 10°	\$18.40
CF 14	14" x 14" for Phoenix 5° and Source 4 5°	\$22.40
CF 16	16" x 16" for Strand LL 5°	\$31.88

#### IRIS

ETC E DMX I	City Theatrical DMX for Source 4 (requires power supply)	\$561.00
STD E LL DII	Strand Drop-in iris for Strand LL	\$93.50
ALT E PHX DII	Altman Drop-in iris for Phoenix	\$126.40

#### DROP IN BOOMERANG

LA DIB	City Theatrical 6 1/4" x 6 1/4" frame size	\$383.35
--------	--	----------

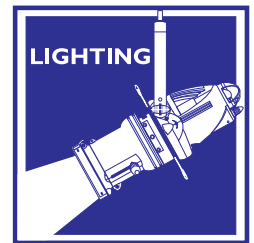
#### COLOR EXTENDER - City Theatrical

LA CE5	5" long for 6 1/4" x 6 1/4" frame size	\$26.61
LA CE3	3" long for 6 1/4" x 6 1/4" frame size	\$26.61

#### PATTERN HOLDERS

PH ETC G A	City Theatrical for Glass Patterns Source 4 A size 100mm OD	\$24.06
PH ETC G B	City Theatrical for Glass Patterns Source 4 B size 82mm OD	\$11.05
PH UNIV	Rosco Universal Pattern Holder holds 2 patterns of either steel or glass for Strand LL, Phoenix and Source 4	\$17.96
PH APO SH	Apollo B size super heat sink pattern holder	\$33.63

EclProfile FS is a full colour elipsoidal LED, designed to deliver a full range of pastels, saturates and whites, both with or without gobos. The EclProfile FS' RGB + Lime LED engine has been specially engineered to provide a full spectrum and full output in the most discerning environments, regardless of which role the EclProfile FS is playing.



**FOLLOW-ME**  
TRACKING SOLUTIONS

Follow-Me is a remote follow spot control system that integrates easily into any lighting infrastructure. Where traditional methods of using FOH or truss mounted follow spots impose costs and rigging implications, Follow-Me offers a cost saving, quick to implement alternative.

Using a single Follow-Me system, with just one camera, you are capable of following multiple performers with multiple fixtures each. Performers can either be tracked manually using the Follow-Me Mouse Consoles, or be tracked automatically using Follow-Me TraXYZ.



The Follow-Me TWO license allows you to follow up to 2 performers using a maximum of 12 fixtures from any manufacturer. This software license can be installed on any recent Mac device. Together with the Follow-Me hardware, this license is perfect for following up to 2 performers.



The Follow-Me SIX license allows you to follow up to 6 performers using an unlimited amount of fixtures from any manufacturer. This software license can be installed on any recent Mac device. Together with the Follow-Me hardware, this license is perfect for following up to 6 performers.



With Follow-Me TraXYZ, the Follow-Me system is transformed into a hybrid automated tracking solution, with the advantage of automatically tracking multiple performers with a single system. The Follow-Me TraXYZ system is based on Ultra Wide Band (UWB) radio technology.

The performers wear small trackers and multiple fixtures can be assigned to follow the performers through automated tracking. By integrating a Follow-Me TraXYZ server to an existing Follow-Me system, you have the advantage of having fall-back options at all times, as well as having a live view from the stage to monitor the auto-tracking process.

Follow-Me TraXYZ has an accuracy of <10 cm. It works indoor, outdoor, and there are no issues with direct sunlight and smoke. The system is scalable - both in the covered area and in the number of tags you want to use to follow performers. TraXYZ makes use of a smart motion-based fixture stabilization algorithm, guaranteeing the performers to be in the spotlight.



The Follow-Me Mouse console is a high quality piece of hardware with which one operator can follow one person. It is an ergonomic mouse controller for prolonged shows with proportional control for accurate tracking.

It has two buttons and two encoders that can be assigned to any mapping function within the Follow-Me software. The console has a target selection ID display to identify which target the controller is connected to.



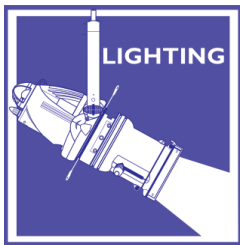
The Follow-Me Fader Console adds an extra 4 faders, 4 encoders and 4 switches to the Follow-Me Mouse Console. It is a high quality piece of hardware that one Follow-Me operator can use to utilise any mapping in the Follow-Me software. After connecting a fader console to the Follow-Me software, all buttons and faders on the Fader Console can be customized to be attached to any mapping in the software.



The Follow-Me Camera Set includes the Follow-Me Camera Box, a Marshall camera and 3 lenses. This is used to provide a camera image into the Follow-Me software for remote follow spot control. The Follow-Me Camera Box is a sturdy case that allows you to keep your camera in the truss. The camera can be easily mounted on top of the camera box, with a 360°

ball joint head. The back of the camera box can fit two cables, one power con in, as well as a XLR-5 specifically for remote camera menu control in the Follow-Me software. The Follow-Me Serial Adapter makes this possible (excluded). This for example allows the system technician to enable infrared on the camera whilst sitting right at the computer. The camera box comes in a set including the Marshall CV503 camera and 3 lenses.





## FOLLOW SPOT LIGHTS

CANTOUSA  
INNOVATIVE LIGHTING PRODUCTS



**ASTRO 250**

- Ergonomic handling
- 5 color boomerang
- 5600K or 3200 LED Lamp



**DRAMA  
FS-LED  
700**

**MEGA LITE**

- Medium/Long throw
- 5 Color Wheel with Button Control
- Lamp: 350 watt LED



**SUPER  
ARC 400  
Model 1266**



**LYCIAN**  
STAGE LIGHTING



**ZOT LED**

### 350 WATT LED

- Recommended throw distance: 30'-150'
- Internal Electronic Flicker Free Power Supply
- New Trombone for Impressive 3-1 Spot-Zoom Ratio
- New ultra-smooth mechanical dimmer
- Internal 5-Color Boomerang
- Includes 3 Legged Base with Casters



**ALTMAN**  
LIGHTING

**AFS-500**

- Uses readily available HTI-400/24 lamps with stable (5600°K) color temperature (not included)
- As a front-of-house instrument, the luminaire gives a powerful, tight head spot at 150'. On stage, it can give a flood with throws as short as 20'
- One handle zoom spot-size automatically increases brightness with decreasing spot size from full flood to spot
- Operated from either back or side
- Folding three-legged base with leveling jacks
- Adjustable brakes for pan and tilt
- Draws less than 9 amps at 120 VAC, 60Hz. (other voltages available)
- Largest flood to spot ratio available today
- Optical quality glass lenses
- Horizontal trim shutters
- Nichrome iris
- Faders with dual smooth operating controls
- Quiet operation
- Adjustable power supply for balancing fixture intensity

- 7° to 13° manual precision zoom system
- DMX or locally controlled intensity, touch button color selection, half tone color selection, strobe, LED on/off
- DMX 5-pin input and output/through
- Compatible with DMX 512 protocols
- On-board, simple-to-use user control interface
- Includes black folding tripod stand
- Compact, lightweight design- Fixture: 25.5 lbs / Tripod: 12 lbs

Other follow spot lights available from:

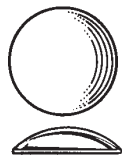


**MEGA LITE**



## LENSES

**PLANO CONVEX LENSES** - used in most ellipsoidal reflector spotlights. The first number in the catalog number is the diameter of the lens. The second number is the focal length. Lenses listed below are borosilicate. White plate lenses and additional lens types are available.



<b>LENS 4.5x6.5</b>	\$45.00
<b>LENS 4.5x9</b>	\$58.50
<b>LENS 4.5x12</b>	\$63.00
<b>LENS 6x9</b>	\$45.00
<b>LENS 6x12</b>	\$45.00
<b>LENS 6x16</b>	\$67.50



### FRESNEL LENSES

Fresnel lenses are listed by diameter.

<b>LENS 6 F 6"</b>	\$31.50
<b>LENS 8 F 8"</b>	\$72.00
<b>LENS 6 1KAF 6"</b>	\$40.50

## ROUNDELS



Roundels are glass lenses that are used in strip or borderlights. Roundels are listed by diameter. Roundels are available in Red, Blue, Green, Amber, and Clear

and in smooth or 50% wide spread glass. *Please add color name to catalog number below when ordering.*

<b>R4C</b>	4" Clear	*\$20.34
<b>R558C</b>	5 5/8" Clear	\$35.20
<b>R558W</b>	5 5/8" Wide Spread	\$35.20
<b>R7916C</b>	7 9/16" Clear	*\$22.37
<b>R7916W</b>	7 9/16" Wide Spread	*\$22.37

\*Discontinued item, available while supplies last.

## COLOR FRAMES



Color frames are listed by size.

### FRESNELS AND ELLIPSOIDALS

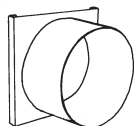
<b>CF 3</b>	3-3/4" x 3-3/4"	\$6.40
<b>CF 4</b>	4-1/8" x 4-1/8"	\$6.40
<b>CF 6</b>	6-1/4" x 6-1/4"	\$6.40
<b>CF 7B</b>	7-1/2" x 7-1/2", Black	\$6.40
<b>CF 10B</b>	10" x 10", Black	\$9.60

### PARS AND SCOOPS

<b>CF 6</b>	6 1/4" x 6 1/4" - PAR 46	\$6.40
<b>CF 7B</b>	7 1/2" x 7 1/2" - PAR 56	\$6.40
<b>CF 10B</b>	10" x 10" - PAR 64	\$9.60

### BORDER LIGHTS

<b>CF 5C</b>	5-3/4" x 6-3/4" Combo -R40	\$7.20
--------------	----------------------------	--------

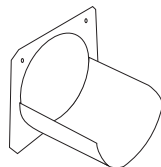


## SNOOTS/TOP HATS

Snoots or Top Hats increase the definition of the light beam, while reducing the haze on the outside edge of the beam.

### FULL SNOOTS/TOP HAT

<b>LA SNOOT 6</b>	\$19.72
for 6" Fixtures with 7-1/2" x 7-1/2" Color Frame Holders	
<b>LA SNOOT 8</b>	\$27.63
for Fixtures with 10" x 10" Color Frame Holders	



### HALF TOP HATS

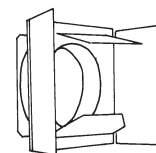
<b>LA SNOOT .5 6</b>	\$19.72
for 6" Fixtures with 7-1/2" x 7-1/2" Color Frame Holders	
<b>LA SNOOT .5</b>	\$18.36

for Shakespeare/Source Four  
Additional sizes are available.

## BARN DOORS

Barn Doors are used to reduce the beam of light or to avoid the spill of light onto unwanted areas. Barn doors are most often used on Fresnels.

<b>LA BD 100</b>	\$46.40
------------------	---------



2 way for 3" Fresnel	
<b>LA BD 4 6</b>	\$66.40
fits 7-1/2" x 7-1/2" Color Frame Holder	


## EGG CRATE LOUVER



City Theatrical, Inc. Egg Crate Louver prevents lens glare and provides 45 degree cut off angle. Designed for architectural applications with Source Four PAR/PARNel fixtures.

<b>LA ECL</b>	\$49.30
---------------	---------

## DROP-IN BOOMERANG



LA DIB

City Theatrical, Inc. Drop-In Boomerang converts any 6 1/4" front fixture into a compact portable followspot. Holds six colors. Reversible for either right or left handed operation. Drops into color frame slot of fixtures using 19° to 50° lenses.

\$383.35

## CAST C-CLAMP

Features heavy duty, cast iron body; 2-1/2" steel shank with 1/2" bolt; square head machine screw tensioner. Allows for easy lamp access for lamp removal and replacement. Attaches to pipe ranging from 1-1/2" to 2-1/2" diameter. Weight rating is up to 500 lbs.

<b>LA PC C CLAMP</b>	\$18.40
----------------------	---------



## MEGA CLAW

The Mega-Claw was designed for intelligent lighting. The instant it is put over the pipe, the weight of the fixture is

supported. No crescent wrenches are required. The Mega-Claw has its own comfortable 3-1/2" handle to tighten to the pipe. Fits 1-1/2" schedule 40 pipe. Safe vertical working load 1,100 lb.

<b>LA PC MCM</b>	Silver	\$31.35
<b>LA PC MCB</b>	Black	\$34.85



## MEGA CLAMP

Mega Clamp is black anodized with 1/2" x 3" square hand set screw, 1/2" x 1" grade 5 hex head cap screw, and nickel-plated C1074 steel Belleville spring washer for pan tensioning device.

Safe working load 385 pounds, 175 kg.

<b>LA PC MAB</b>	\$11.35
------------------	---------

## GET-A-GRIP™

The Get-A-Grip™ is THE strong and durable method of hanging your fixtures. Safe vertical working load of 500 lbs. Bites onto pipe sizes ranging from 3/4" to 1-1/2" and tubing of 1" to 2" OD. Hardware includes a 1/2"

-13 x 1" zinc plated fixture mounting bolt and a Belleville washer.

<b>LA PC GAG B</b>	Black	\$13.59
--------------------	-------	---------



## SCENERY BUMPER

Clamp the Scenery Bumper onto your pipe batten to keep scenery from bumping your lights out of focus. 18" diameter.

<b>LA SB 1340</b>	\$94.40
-------------------	---------






## SIDE ARMS & TEE

Side Arm mounts the yoke of fixture to an upright lighting pipe. Side arms with 2 sliding tees allow for mounting one fixture

over the side arm, and one under.



<b>LA SA 509 12</b>	
Sidearm with 1-tee, 12" pipe	
<b>LA SA 522 18</b>	\$55.20
Sidearm with 2-tees, 18" pipe	
<b>LA SA 522 24</b>	\$73.60
Sidearm with 2-tees, 24" pipe	
<b>LA SA 522 36</b>	\$78.40
Sidearm with 2-tees, 36" pipe	
<b>LA SA TEE</b>	\$92.80
Sliding tee, only	\$11.20



## ADJUSTABLE SWIVEL OR FIXED PIPE CLAMP

A lightweight and economical pipe clamp that enables you to attach two pieces of 1-1/4" or 1-1/2" pipe. Just position the pipes, slap on the clamp and secure. No free pipe end needed.

<b>LA CB FIXED</b>	\$16.97
<b>LA CB SWIVEL</b>	\$19.01



## GRID LOCK CLAMP

Allows for perpendicular attachment of two 1-1/2"

pipes. Other sizes are also available.

<b>RIG GLC 1.5</b>	\$16.10
--------------------	---------



## LIGHT STAND BASES

Bases are fabricated from heavy metal. They are used to provide the bottom support for a lighting stand. Black iron pipe screws into the bases to form the stand. Pipe size for the 50 lb. base is schedule 40, 1-1/2" ID. Please use caution with light stands. They are easily tipped over. Other size bases and casters are available. Please call for details.


<b>LA BASE 50</b>	50 lb.	\$244.00
<b>LA BASE 25</b>	25 lb. - for 1" pipe	\$155.20

## SAFETY CABLES

Safety Cable is 30" long and includes a clasping hook. The cable is attached around the yoke of the fixture and the connected pipe to afford an

## FIELD TEMPLATES

Field Templates revolutionize the way theatrical lighting plots are drafted. Using the patented Pro\*Track 50 System, all of the symbols are pre-spaced 1'6" apart and are aligned to horizontal axes (like a batten). The Field Template family contains additional symbols not found on other templates, along with weight, cut color size, and beam spread for every symbol. These precise pieces of transparent green plastic are potent parcels of practical tools.




The Stage Plan Field Template series includes the most current lighting fixtures, featuring ETC Source Fours and Altman Shakespeares, along with scene machine, HMI, and moving light symbols. Hanging weight, cut color size, and all beam spread information is listed adjacent to each symbol. Template contains 34 symbols.

<b>FT STAGE .25</b>	Stage Plan 1/4"	\$14.45
<b>FT STAGE .5</b>	Stage Plan 1/2"	\$17.85

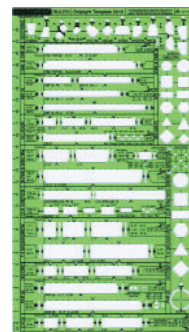
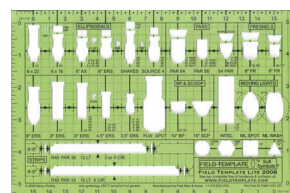
The Field Template Lite series is the educational, more affordable version of the Stage Fixture Field Template. The symbols and their beam spread information are grouped for easier recognition.

<b>FT LITE .25</b>	Stage Plan Lite 1/4"	\$6.80
<b>FT LITE .5</b>	Stage Plan Lite 1/2"	\$7.65



The Field Template Rules! Stage Fixture Template reflects today's lighting manufacturers including; ETC, Altman, Selecon, along with generic moving light fixtures. Hanging weight, cut color size, and beam spread information are listed adjacent to each symbol. The symbols are represented in 1/2", 1/4", and 3/8" scale. These scales, along with 3/16" are printed on the top and bottom of the template - so scale rules are a thing of the past! Pre-punched to snap into a binder, it also acts as a divider. This template is a must-have for lighting designers.

<b>FT RULES</b>	Full Imperial Stage Plan	\$25.96
-----------------	--------------------------	---------



Striplight Field Template series includes trunions, centering marks, hanging weight, color frame size, and all circuitry possibilities of most popular strips in use today. Also includes section and scenery bumper symbols and directional arrows to indicate PAR axis.

<b>FT STRIP .25</b>	Striplights 1/4"	\$18.80
<b>FT STRIP .5</b>	Striplights 1/2"	\$23.27

extra measure of security. In some areas, the use



of safety cables is mandatory.	
<b>SC S</b>	\$2.00
<b>SC B</b>	\$2.25

## MULTI PURPOSE WRENCH

This special wrench is "the" tool for hanging lights. The wrench fits most of the hardware on lighting fixtures and pipe clamps.

<b>LA ALT MPW</b>	\$24.00
-------------------	---------



## MEGA-COMBO TOOL

Mega-Combo 4-way pocket tool fits 3/4" hex head pan bolt, 1/2" square head pipe bolt, 5/16" square head micro-clamp pipe bolt, and 1/2" hex tilt bolt on most fixtures. Polished aluminum finish.


<b>LA MCT WRENCH</b>	\$11.88
----------------------	---------



## LIGHTING TREE

### MULTI-TIERED LIGHTING TREE

- height 7'2" to 11'2"
- weight 17.6 lbs.
- base diameter 62"
- total load capacity 150 lbs.
- black finish



LT Series, Multi-tiered, Heavy-duty, Extra Tall Lighting Tree with Aluminum Tripod Stand.

LA LT 88B

\$229.99

## LAMP BASES (SOCKETS)

Replacement lamp bases are available for most stage fixtures. Pictured below are the two most popular types. Please call or write for information on other types.



Medium Prefocus is used in many Fresnel and Ellipsoidal fixtures, lamp types: BTL, EGE, EGG, T20/64, T12

**LB MED PF** \$21.60  
**LB MED 2PIN** \$20.52



Medium 2 Pin includes 36" tefflon coated wire leads and is used in Fresnel and many Ellipsoidal fixtures. Lamp types: EHD, EHG, FEL, FLK

## CONNECTORS

### PIN CONNECTORS

Union Connector or Bates brand 2P&G UL listed, compatible with all other 20 amp pin connectors.



**CON PC M** Male \$5.07



**CON PC F** Female \$5.07

U-GROUND CONNECTORS (household type) 15 amp - 125 volt 2-Pole, 3-Wire Grounding



**CON ED M** Male \$6.37  
**CON ED F** Female \$8.51

TWIST LOCK CONNECTORS 20 amp - 125 volt 2-Pole, 3-Wire Grounding



**CON NEW TWIST M** Male \$9.21  
**CON NEW TWIST F** Female \$14.56  
Please call for pricing on other connectors.

### powerCON 20A

The powerCON is a locking 3 conductor equipment AC connector with contacts for line, neutral, and pre-mating ground contact. It replaces connectors wherever a very rugged solution in combination with a locking device is needed in order to guarantee a safe power connection. The powerCON is a connector without breaking capacity, i.e. the **powerCON should not be connected or disconnected under load or live.**



**CON NAC3FCA** Cable connector, power-in, screw terminals, blue \$8.15



**CONNAC3MPA** Chassis connector, power-in, 3/16" flat tab terminals, blue \$6.75



**CON NAC3FCB** Cable connector, power-in, screw terminals, grey \$8.15



**CON NAC3MPB** Chassis connector, power-out, 3/16" flat tab terminals, grey \$6.75

### T - SERIES CONNECTORS

CSA approved and UL listed, 3S74 Cable size 2-4/0, 600 volts rated per cable capacity up to 405 amperes



CALL FOR DETAILS AND PRICING

- Quick assembly and disassembly. No special tools required
- High strength non-conductive locking pin

- Water and dust tight connection
- Special formulated rubber resists cracking in cold, and heat
- Double set screw or crimp style: #6-2/0 and 4/0 sleeve automatically adjusts to accept various sizes of cable
- Speed-Lok contacts
- No exposure to live contacts



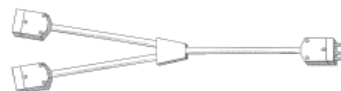
## STAGE CABLE

12/3 SO cable, wired with 20 amp stage pin connectors (2P&G) or NEMA L5-20 twist lock connectors (NT)

<b>CABLE 2P&amp;G 25</b>	25'	\$51.10
<b>CABLE NT 25</b>	25'	\$63.70
<b>CABLE 2P&amp;G 50</b>	50'	\$82.60
<b>CABLE NT 50</b>	50'	\$95.20
<b>CABLE 2P&amp;G 75</b>	75'	\$114.10
<b>CABLE NT 75</b>	75'	\$126.70
<b>CABLE 2P&amp;G 100</b>	100'	\$145.60
<b>CABLE NT 100</b>	100'	\$158.20

Call for prices on other cable configurations

## TWOFER



36" length, neoprene molded construction

<b>CABLE TWOFER B</b>	\$27.30
Molded Y with bare leads	
<b>CABLE TWOFER 2PG</b>	\$51.80
20 amp stage pin connectors	
<b>CABLE TWOFER NT</b>	\$65.10
NEMA L5-20 connectors	

Please contact us for Twofer prices with other connectors.

## THREEFER

36" length, neoprene molded construction.

<b>CABLE 3FER B</b>	\$32.50
Molded Y with bare leads	
<b>CABLE 3FER 2P&amp;G</b>	\$73.75
20 amp stage pin connectors	
<b>CABLE 3FER NT</b>	\$100.48
NEMA L5-20 connectors	



Please contact us for Threefer prices using other connectors.





## CUSTOM CABLES

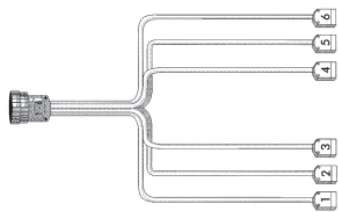
Please contact us for design assistance and pricing on multi-cable custom assemblies. Strain reliefs, cable

cradles and clamps, outlet boxes and connector strips are also available. Contact us for information.

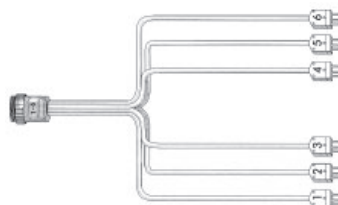
### MULTI-CIRCUIT EXTENSION CABLES



### BREAK-OUT CABLE ASSEMBLIES



### BREAK-IN CABLE ASSEMBLIES



## PIN SPLITTER II

This special tool is used, when necessary, to spread and clean the pins of a 20 amp 2P&G pin connector.

### LA PIN SPLITTER

\$26.88

## DMX CABLE

DMX cables are high quality cables used to run the DMX signal from a lighting console to the dimmers. Cable outer jacket is polyurethane. Inner liners are heat resistant. Connectors are Neutrik 5 pin, 3 pin on request. Contact us for prices on custom lengths.

cat#	length	price
CABLE DMX 2.5	2.5'	\$25.45
CABLE DMX 4	4'	\$26.43
CABLE DMX 5	5'	\$27.09
CABLE DMX 10	10'	\$30.38
CABLE DMX 15	15'	\$33.67
CABLE DMX 25	25'	\$40.25
CABLE DMX 50	50'	\$56.70

CABLE DMX 75	75'	\$73.15
CABLE DMX 100	100'	\$89.60
CABLE DMX 150	150'	\$122.50
CABLE DMX 200	200'	\$155.40

## FALL PROTECTION

We offer two types of harnesses for fall protection use.



The FrenchCreek 631 Full Body Harness is a lightweight, comfortable full body harness featuring fully adjustable mating buckles and a "butt" strap of "high visibility" yellow webbing. The 631 has a D-ring centered in the back for attaching lanyards, shock absorbers and other fall arresting devices. This model is ideal for all around construction and theatre workers.

### FP HARNESS ULTRA S

Small - Large Vest

\$55.09

### FP HARNESS ULTRA X

Large - XLarge Vest

\$55.09

DBI/SALA Exofit Vest-Style Full Body Harness is designed from the ground up for



DBI/SALA Exofit Vest-Style Full Body Harness

maximum comfort and performance. It is constructed from high performance materials and incorporates a breathable lining that draws moisture away from the body. Ergonomic design incorporates built-in shoulder, hip and leg padding. Features one-handed quick connect buckles for ease in putting on, adjusting, removing, and providing a memory fit - adjust the harness once and it stays that way. Includes back D-ring for connection to fall protection systems. Meets or exceeds all applicable industry standards including OSHA and ANSI.

### FP HARNESS DBA/SALA S

Small Vest

\$404.04

### FP HARNESS DBA/SALA M

Medium Vest

\$404.04

### FP HARNESS DBA/SALA L

Large Vest

\$404.04

### FP HARNESS DBA/SALA X

X Large Vest

\$404.04

## MULTIVERSE® SHoW BABY®



City Theatrical's new Multiverse® SHoW Baby® is a wireless DMX transceiver that delivers breakthrough plug and play wireless DMX and RDM transmission. In its

default mode, it works like any other SHoW Baby 6 Transceiver, with six user selectable SHoW IDs. By connecting an RDM controller like DMXcat® Multi Function Test Tool, all of the revolutionary new 2.4GHz Multiverse SHoW IDs are accessible.

### CIT SHOW SHoWBaby

\$340.00

### CIT SHOW NODE Node

\$428.40

### CIT SHOW PS

Power Supply

\$54.40

### CIT SHOW TRANSMITTER

Transmitter

\$1,785.00



## DMXcat® Multi Function Test Tool



City Theatrical's D M X c a t® system is designed for use by the lighting professional who is involved with the planning, installation,

operation, or maintenance of theatrical and studio lighting equipment. The system consists of a small hardware interface device and a suite of mobile applications. Together, they combine to bring DMX/RDM control plus several other functionalities to the user's smartphone for use wherever and whenever they are needed. Developed with input from designers and technicians, the DMXcat is an indispensable tool for lighting users. DMXcat works with Android, iPhone, and Amazon Fire.

### CIT DMXcat

\$348.50

## TAPE

**GLOW IN THE DARK TAPE** - After exposure to light, the tape glows green in the darkness. It is used for marking edges of platforms, stairs and for marking spots for placement of furniture or props during scene changes.

<b>TAPE GLO</b>	1" wide, 10 yard	\$14.00
<b>TAPE S GLO</b>	1/2" wide, 10 yard	\$11.30

**GAFFERS TAPE** - 2" wide, 55M rolls

<b>TAPE 2 BLK</b>	Black	\$16.75
<b>TAPE 2 WHT</b>	White	\$16.75
<b>TAPE 2 RED</b>	Red	\$16.75
<b>TAPE 2 YLW</b>	Yellow	\$16.75
<b>TAPE 2 BLU</b>	Blue	\$16.75
<b>TAPE 2 GRY</b>	Grey	\$16.75
<b>TAPE 2 BRN</b>	Brown	\$16.75
<b>TAPE 2 GRN</b>	Green	\$16.75
<b>TAPE 2 TAN</b>	Tan	\$16.75
<b>TAPE 2 BUR</b>	Burgundy	\$16.75

2" wide, 50 yard rolls

<b>TAPE 2 FLG</b>	Fluorescent Green	\$19.00
<b>TAPE 2 FLY</b>	Fluorescent Yellow	\$19.00
<b>TAPE 2 FBL</b>	Fluorescent Blue	\$19.00
<b>TAPE 2 FLP</b>	Fluorescent Pink	\$19.00
<b>TAPE 2 FLO</b>	Fluorescent Orange	\$19.00

4" wide, 60 yard roll

<b>TAPE 4 BLK</b>	Black	\$37.25
<b>TAPE 4 WHT</b>	White	\$37.25

**CONSOLE MARKING/LABELING TAPE**

<b>TAPE CMT</b>	1" white tape	\$5.65
<b>TAPE CMT .5</b>	1/2" white tape	\$3.45
<b>TAPE CMT .75</b>	3/4" white tape	\$4.60

**SPIKE TAPE** 50 - 60 yard rolls. 1/2" cloth tape. Easy to take up.

<b>TAPE S RED</b>	Red	\$5.50
<b>TAPE S YLW</b>	Yellow	\$5.50
<b>TAPE S BLU</b>	Blue	\$5.50
<b>TAPE S BRN</b>	Brown	\$5.50
<b>TAPE S GRN</b>	Green	\$5.50
<b>TAPE S TEAL</b>	Teal	\$5.50
<b>TAPE S PUR</b>	Purple	\$5.50
<b>TAPE S WHT</b>	White	\$5.50
<b>TAPE S FLB</b>	Fluorescent Blue	\$5.85
<b>TAPE S FLG</b>	Fluorescent Green	\$5.85
<b>TAPE S FLY</b>	Fluorescent Yellow	\$5.85
<b>TAPE S FLO</b>	Fluorescent Orange	\$5.85
<b>TAPE S FLP</b>	Fluorescent Pink	\$5.85

**METALLIC TAPE**

Silver or gold mylar, 72 yard rolls

<b>TAPE MET G .5</b>	1/2" Gold	\$5.85
<b>TAPE MET S .5</b>	1/2" Silver	\$5.85
<b>TAPE MET G 2</b>	2" Gold	\$14.30
<b>TAPE MET S 2</b>	2" Silver	\$14.30

**DUVE PRO TAPE**

Black felt surface, 25 yard rolls

<b>TAPE DUV 2</b>	2" width	\$16.53
<b>TAPE DUV 4</b>	4" width	\$32.94

**PRO STRIPES**

*OSHA Approved Safety Stripes*

Black and yellow stripes

<b>TAPE STR</b>	18 yard roll, 2" width	\$8.00
-----------------	------------------------	--------

**CABLE PATH TAPE**

Zone coated gaffers tape, with adhesive only applied to outside edges to protect cable.

Yellow caution surface. 30 yard roll

<b>TAPE CAB 4</b>	4" width	\$24.75
<b>TAPE 6B TUNNEL</b>	6" width	\$36.20

**FLOOR TAPE**

Use for installing dance floor in temporary situations. Vinyl tape, 2" x 36 yards.

<b>TAPE V BLK</b>	Black	\$5.70
<b>TAPE V WHT</b>	White	\$5.70
<b>TAPE V GRY</b>	Grey	\$5.70
<b>TAPE V CLR</b>	Clear	\$5.70

## BLACKWRAP™

"THE ORIGINAL" - Blackwrap, flexible matte black aluminum is form-holding and heat resistant. When wrapped around fixtures or hardware, it keeps its shape and position.

- Masks light leaks
- Use outdoors for weather protection
- Ideal for making a snoot or barndoors to control light
- .002 inch thick

cat#	size	price
<b>GAM BW 12</b>	12" x 50'	\$41.00
<b>GAM BW 24</b>	24" x 25'	\$41.00
<b>GAM BW 36</b>	36" x 25'	\$54.67
<b>BLACKWRAP TAPE</b>		
<b>GAM BW T</b>	2" x 80'	\$52.73

## HEAT SHIELD

GAM Heat Shield is an extremely heat resistant plastic that acts as a barrier, blocking the heat of a fixture. For maximum efficiency, a minimum 1" air space must be maintained between the Heat Shield and the color filter.

<b>G GC99</b>	Sheets: 20" x 24"	\$7.25
<b>G GC99 R24</b>	Rolls: 24" x 50'	\$167.09

## ROSCO THERMASHIELD


Thermashield uses an advanced reflective coating to reflect infrared energy, preventing the color filter from absorbing IR energy as heat. The polyester base limits its use to fixtures of 1000 watts or less (1250 watts at 240V).

<b>ROS TSS</b>	12" x 12"	\$35.63
<b>ROS TSR</b>	20" x 24"	\$72.39

## ROSCO UV FILTER

Rosco UV Filter effectively extends the life of your color filter by absorbing the damaging ultraviolet energy that can prematurely fade dyes. Using UV filter can extend the life of unprotected color media by three times or better.

<b>R 3114</b>	Sheets: 20" x 24"	\$7.25
<b>R R3114-24</b>	Rolls: 24" x 50'	\$176.09



## CHINA MARKER PENCILS

White China Markers - peel off. Excellent for labeling color media.

<b>CHINA S</b>	\$1.00 each
<b>CHINA DZ</b>	\$10.00 /dz

## BOOKS

### THE ARTIST'S COMPLETE HEALTH & SAFETY GUIDE -

Fourth Edition

by Monona Rossol

Newly revised with the most up-to-date information on safety requirements and protocols, The Artist's Complete Health and Safety Guide




is required reading for anyone who regularly uses or teaches with art and craft materials as well as for professionals who design or maintain art facilities.

<b>BOOK ARTIST</b>	\$18.95
--------------------	---------

### TECHNICAL THEATER FOR NONTECHNICAL PEOPLE


by Drew Campbell

In this thoroughly revised new edition, the popular guide firmly embraces the digital age with new content about digital audio, intelligent lighting, LED lighting, video projection, and show control systems. Covering both traditional and digitally supported backstage environments, this book is an essential guide for working with every technical aspect of theater!



<b>BOOK TECH</b>	\$17.05
------------------	---------





## STAGE LAMPS

Additional information on the lamps listed is available. Many other lamps, ranging from MR-16 to Bi-Pin Halogen to Xenon Miniature to Metal Halide, are available from our inventory or through special order. Syracuse Scenery supplies Philips, USHIO and Osram lamps. If you are not sure what lamp you need, contact us for prompt assistance.

cat#	watts	price	specifications	hours	cat#	watts	price	specifications	hours
LAMP BTL	500	\$14.50	T6, P28s, Med-Pf	750	LAMP FFR	1000	\$25.60	PAR64, GX16d, MFL	800
LAMP BTN	750	\$15.44	T7, P28s, Med-Pf	500	LAMP FFR ALU	1000	\$25.60	PAR64, GX16d, MFL	800
LAMP BTR	1000	\$20.00	T7, P28s, Med-Pf	200	LAMP FFS	1000	\$25.60	PAR64, GX16d, WFL	800
LAMP BVT	1000	\$28.00	T7, P40S, Mog-Pf	500	LAMP FFT	1000	\$10.38	T3.75, R7s	300
LAMP BWA	2000	\$71.39	T8, G38, Mog-Bp	500	LAMP FHM	1000	\$7.86	T3.75, R7s	300
LAMP DTA	1500	\$77.78	T8, P40s, Mog-Pf	100	LAMP FLE	360	\$12.70	82v MR16, GY5.32P	75
LAMP DYS/BHC/DVY	600	\$7.60	T6, GZ9.5, 2p-Pf	75	LAMP FLK	575	\$13.81	115 v, T6, G9.5, Med2P	300
LAMP EGE	500	\$15.75	T4, PS28s, Med-Pf	2000	LAMP FTK	500	\$13.52	T6, GY9.5, Pref2P	200
LAMP EGG	750	\$17.25	T5, PS28s, Med-Pf	200	LAMP GCA	250	\$9.69	T3.5, G5.3, M2P	500
LAMP EGJ	1000	\$19.25	T6, PS28s, Med-Pf	400	LAMP GLA OSR	575	\$15.96	115v, G9.5, M2P Osram	1500
LAMP EGT	1000	\$15.89	T7, G22, Med-Bp	200	LAMP GLC	575	\$14.16	115v, G9.5, M2P Osram	400
LAMP EHD	500	\$15.12	T5, G9.5, Med-2P	2000	LAMP GLD	750	\$14.20	T6, GY9.5, Med 2 Pin	300
LAMP EHG	750	\$14.70	T5, G9.5, Med-2P	2000	LAMP GLE	750	\$15.12	T6, G9.5, Med2pin	1500
LAMP EHR	400	\$12.04	T4, R7s	2000	LAMP HMI 1200WGS	1200	\$96.88	100v, BT8, SFC15.5	750
LAMP ELC 7	250	\$13.50	24v, GX5.3, MR16	700	LAMP HPL 575	575	\$15.96	T6, G9.5HS	300
LAMP EMD	750	\$10.75	T3, R7s	300	LAMP HPL 575 115v	575	\$15.96	115v, T6, G9.5HS	300
LAMP ESP	150	\$9.15	T4, BA15d, DcBay	1000	LAMP HPL 575 115v LL	575	\$15.96	115v, T6, G9.5HS	2000
LAMP ETB	250	\$9.75	T4, BA15d, DcBay, Frost	2000	LAMP HPL 575 LL	575	\$15.96	T6, G9.5HS	2000
LAMP ETC	150	\$8.82	T4, BA15d, DcBay	2000	LAMP HPL 750 115v	750	\$15.96	115v, T6, G9.5HS	300
LAMP EVC (HLX64657)	250	\$2.95	24v, T4, G6.35, QT8500	300	LAMP HPL 750 115v LL	750	\$15.96	115v, T6, G9.5HS	2000
LAMP EVR	500	\$11.45	T4, E11, Minican	2000	LAMP HPL 750 LL	750	\$15.96	T6, G9.5HS	2000
LAMP EXN	50	\$3.07	12v MR16, GU5.3, M2P	2500	LAMP HTI 400W/24	400	\$284.70	BT4.5, Cable Plug	750
LAMP EYC	75	\$3.09	12v MR16, GX5.3, M2P	4000	LAMP HTI 400W/75S	400	\$137.80	49v, SFC10-4	1000
LAMP F40	40	\$14.56	T12, G13, BLB	20000	LAMP HX 600	575	\$16.24	115v, T6, G9.5, Med2P	300
LAMP FAD	650	\$9.02	T4, R7s	100	LAMP HX 601	575	\$16.63	115v, T6, G9.5, Med2P	1500
LAMP FCL	500	\$2.00	T3, R7s	2600	LAMP IF 1000	1000	\$25.20	PS52, MogSB	
LAMP FCM	1000	\$5.63	T3.75, R7s	300	LAMP IF 500	500	\$8.25	PS35, MogSB	2500
LAMP FCM HIR	650	\$19.60	T3.75, R7s	400	LAMP IF 750	750	\$18.00	PS52, MogSB	
LAMP FDB	1500	\$12.64	T4, R7s	400	LAMP MSD 250/2	250	\$120.22	70v, GY9.5, Pref2P	2000
LAMP FDN	500	\$10.22	T2.5, R7s, Frost	400	LAMP MSD 575 HR	575	\$218.53	GX22, Hot Restrike	2000
LAMP FEL	1000	\$11.51	T6, G9.5, Med2P	300	LAMP MSR 1200/2	1200	\$182.99	90v, G22, MedBP	1000
LAMP FER	1000	\$22.89	T6, R7s	500	LAMP MSR 700/2	700	\$140.26	72v, G22, MedBP	1000
LAMP FFN	1000	\$25.60	PAR64, GX16d, VNSP	800	LAMP NDP	750	\$52.50	115v, PGJX50	300
LAMP FFP	1000	\$25.60	PAR64, GX16d, NSP	800	LAMP NPA	575	\$52.50	115v, PGJX50	1500

LAMP PAR46 200M	200	\$13.44	PAR46, GX16d, MFL	2000
LAMP PAR46 200N	200	\$14.28	PAR46, GX16d, NSP	2000
LAMP PAR56 300 ALU M	300	\$14.70	PAR56, GX16d, MFL	2000
LAMP PAR56 300 ALU N	300	\$14.70	PAR56, GX16d, NSP	2000
LAMP PAR56 300 ALU W	300	\$14.70	PAR56, GX16d, WFL	2000
LAMP PAR56 300M	300	\$17.52	PAR56, GX16d, MFL	2000
LAMP PAR56 300N	300	\$17.52	PAR56, GX16d, NSP	2000
LAMP PAR56 300W	300	\$17.52	PAR56, GX16d, WFL	2000
LAMP PAR56 500 ALU W	300	\$20.00	PAR56, GX16d, WFL	2000
LAMP PAR56 500M	500	\$22.00	PAR56, GX16d, MFL	4000
LAMP PAR56 500N	500	\$22.00	PAR56, GX16d, NSP	4000
LAMP PAR56 500W	500	\$22.00	PAR56, GX16d, WFL	4000
LAMP PAR64 500 MFL	500	\$23.20	PAR64, GX16d, MFL	2000
LAMP PAR64 500 NSP	500	\$23.20	PAR64, GX16d, NSP	2000
LAMP PAR64 500 WFL	500	\$23.20	PAR64, GX16d, WFL	2000
LAMP PAR64 ALU N	1000	\$22.75	AluPAR64, GX16d, NSP	800
LAMP Q400 MC	400	\$15.12	T4, E11, MiniCanScr	2000
LAMP QXL 750/77	750	\$32.00	77v, T6, QXL	300
LAMP QXL 750/77/X	750	\$34.45	77v, T6, QXL	1500
LAMP T10 25W	25	\$1.99	T10, E26Med	1000


\*Discontinued item, available while supplies last.




EXN



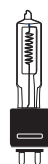
HPL-575



FEN,  
FFP,  
FFR,  
FFS



BTL,  
BTN



EHD,  
EHG,  
FEL



FFT,  
FDB

# COLOR MEDIA

## ROSCOLUX

20" x 24" sheets

R 00 Clear  
R 01 Lt Bastard Amber  
R 02 Bastard Amber  
R 302 Pale Bastard Amber  
R 03 Dk Bastard Amber  
R 303 Warm Peach  
R 04 Med Bastard Amber  
R 304 Pale Apricot  
R 05 Rose Tint  
R 305 Rose Gold  
R 06 No Color Straw  
R 07 Pale Yellow  
R 08 Pale Gold  
R 09 Pale Amber Gold  
R 10 Medium Yellow  
R 310 Daffodil  
R 11 Light Straw  
R 12 Straw  
R 312 Canary  
R 13 Straw Tint  
R 313 Light Relief Yellow  
R 14 Medium Straw  
R 15 Deep Straw  
R 16 Light Amber  
R 316 Gallo Gold  
R 17 Light Flame  
R 317 Apricot  
R 18 Flame  
R 318 Mayan Sun  
R 19 Fire  
R 20 Medium Amber  
R 21 Golden Amber  
R 321 Soft Golden Amber  
R 22 Deep Amber  
R 23 Orange  
R 24 Scarlet  
R 324 Gypsy Red  
R 25 Orange Red  
R 325 Henna Sky  
R 26 Light Red  
R 27 Medium Red  
R 30 Light Salmon Pink  
R 31 Salmon Pink  
R 331 Shell Pink  
R 32 Med Salmon Pink  
R 332 Cherry Rose  
R 33 No Color Pink  
R 333 Blush Pink  
R 34 Flesh Pink  
R 35 Light Pink  
R 36 Medium Pink  
R 336 Billington Pink  
R 37 Pale Rose Pink  
R 337 True Pink  
R 38 Light Rose  
R 39 Skelton Exotic Sangria  
R 339 Broadway Pink  
R 40 Light Salmon  
R 41 Salmon

R 42 Deep Salmon  
R 342 Rose Pink  
R 43 Deep Pink  
R 343 Neon Pink  
R 44 Middle Rose  
R 344 Follies Pink  
R 45 Rose  
R 46 Magenta  
R 346 Tropical Magenta  
R 47 Lt Rose Purple  
R 347 Belladonna Rose  
R 48 Rose Purple  
R 348 Purple Jazz  
R 49 Medium Purple  
R 349 Fisher Fushia  
R 50 Mauve  
R 51 Surprise Pink  
R 351 Lavender Mist  
R 52 Light Lavender  
R 53 Pale Lavender  
R 353 Lilly Lavender  
R 54 Special Lavender  
R 55 Lilac  
R 355 Pale Violet  
R 56 Gypsy Lavender  
R 356 Middle Lavender  
R 57 Lavender  
R 357 Royal Lavender  
R 58 Deep Lavender  
R 358 Rose Indigo  
R 59 Indigo  
R 359 Medium Violet  
R 60 No Color Blue  
R 360 Clearwater  
R 61 Mist Blue  
R 361 Hemsley Blue  
R 62 Booster Blue  
R 362 Tipton Blue  
R 63 Pale Blue  
R 363 Aquamarine  
R 64 Light Steel Blue  
R 364 Blue Bell  
R 65 Daylight Blue  
R 365 Tharon Delft Blue  
R 66 Cool Blue  
R 366 Jordan Blue  
R 67 Light Sky Blue  
R 367 Slate Blue  
R 68 Sky Blue  
R 368 Winkler Blue  
R 69 Brilliant Blue  
R 369 Tahitian Blue  
R 70 Nile Blue  
R 370 Italian Blue  
R 71 Sea Blue  
R 371 Theatre Booster 1  
R 72 Azure Blue  
R 372 Theatre Booster 2  
R 73 Peacock Blue  
R 373 Theatre Booster 3  
R 74 Night Blue  
R 374 Sea Green  
R 75 Twilight Blue  
R 375 Cerulean Blue  
R 76 Light Green Blue  
R 376 Bermuda Blue  
R 77 Green Blue  
R 377 Iris Purple  
R 78 Trudy Blue  
R 378 Alice Blue  
R 79 Bright Blue  
R 80 Primary Blue  
R 81 Urban Blue  
R 381 Baldassari Blue

R 82 Surprise Blue  
R 382 Congo Blue  
R 83 Medium Blue  
R 383 Sapphire Blue  
R 84 Zephyr Blue  
R 384 Midnight Blue  
R 85 Deep Blue  
R 385 Royal Blue  
R 86 Pea Green  
R 386 Leaf Green  
R 87 Pale Yellow Green  
R 88 Light Green  
R 388 Gaslight Green  
R 89 Moss Green  
R 389 Chroma Green  
R 90 Dk Yellow Green  
R 91 Primary Green  
R 92 Turquoise  
R 392 Pacific Green  
R 93 Blue Green  
R 393 Emerald Green  
R 94 Kelly Green  
R 95 Med Blue Green  
R 395 Teal Green  
R 96 Lime  
R 97 Light Grey  
R 397 Pale Grey  
R 98 Medium Grey  
R 398 Neutral Grey  
R 99 Chocolate

## Roscolux

### Diffusion

R 100 Frost  
R 101 Light Frost  
R 102 Lt Tough Frost  
R 103 Tough Frost  
R 104 Tough Silk  
R 105 Tough Spun  
R 106 Lt Tough Spun  
R 111 Tough Rolux  
R 112 Opal Tough Frost  
R 113 Matte Silk  
R 114 Hamburg Frost  
R 115 Lt Rolux  
R 116 Tough White Diffusion  
R 117 Tough 1/2 White Diffusion  
R 118 Tough 1/4 White Diffusion  
R 119 Light Hamburg Frost  
R 120 Red Diffusion  
R 121 Blue Diffusion  
R 122 Green Diffusion  
R 124 Red Cyc Silk  
R 125 Blue Cyc Silk  
R 126 Green Cyc Silk  
R 127 Amber Cyc Silk  
R 140 Subtle Hamburg Frost  
R 132 1/4 Hamburg Frost Diffusion  
R 160 Light Tough Silk  
R 162 Light Opal  
R 163 Powder Frost

## Roscolux

### Staroro Selection

R 2001 Storaro Red  
R 2002 Storaro Orange  
R 2003 Storaro Yellow  
R 2004 Storaro Green

R 2005 Storaro Cyan  
R 2006 Storaro Azure  
R 2007 Storaro Blue  
R 2008 Storaro Indigo  
R 2009 Storaro Violet  
R 2010 Storaro Magenta

## Roscolux

### CalColor

R 4515 CC15 Yellow  
R 4530 CC30 Yellow  
R 4560 CC60 Yellow  
R 4590 CC90 Yellow  
R 4615 CC15 Red  
R 4630 CC30 Red  
R 4660 CC60 Red  
R 4690 CC90 Red  
R 4815 CC15 Pink  
R 4830 CC30 Pink  
R 4860 CC60 Pink  
R 4890 CC90 Pink  
R 4715 CC15 Magenta  
R 4730 CC30 Magenta  
R 4760 CC60 Magenta  
R 4790 CC90 Magenta  
R 4915 CC15 Lavender  
R 4930 CC30 Lavender  
R 4960 CC60 Lavender  
R 4990 CC90 Lavender  
R 4215 CC15 Blue  
R 4230 CC30 Blue  
R 4260 CC60 Blue  
R 4290 CC90 Blue  
R 4315 CC15 Cyan  
R 4330 CC30 Cyan  
R 4360 CC60 Cyan  
R 4390 CC90 Cyan  
R 4415 CC15 Green  
R 4430 CC30 Green  
R 4460 CC60 Green  
R 4490 CC90 Green

## Roscolux

### Cinegel

Additional Cinegel sheets and rolls are available.

R 3000 Tough Rolux  
R 3001 Lt Tough Rolux  
R 3002 Soft Frost  
R 3004 Half Density Soft Frost  
R 3006 Tough Spun  
R 3007 Lt Tough Spun  
R 3008 Tough Frost  
R 3009 Lt Tough Frost  
R 3410 Roscosun 1/8 CTO  
R 3409 Roscosun 1/4 CTO  
R 3408 Roscosun 1/2 CTO  
R 3411 Roscosun 3/4 CTO  
R 3407 Roscosun CTO  
R 3444 Eighth Straw 1/8 CTS  
R 3443 Quarter Straw CTS  
R 3442 Half Straw CTS  
R 3441 Full Straw CTS  
R 3405 Roscosun 85N.3  
R 3406 Roscosun 85N.6  
R 3318 Tough 1/8 Minusgreen  
R 3314 Tough 1/4

Minusgreen  
R 3313 Tough 1/2 Minusgreen  
R 3308 Tough Minusgreen  
R 3216 Eighth Blue  
R 3208 Quarter Blue  
R 3206 Third Blue  
R 3204 Half Blue  
R 3203 3/4 CTB  
R 3202 Full Blue  
R 3220 Double Blue  
R 3317 Tough 1/8 Plusgreen  
R 3316 Tough 1/4 Plusgreen  
R 3315 Tough 1/2 Plusgreen  
R 3304 Tough Plusgreen

## LEE FILTERS

21" x 24" sheets

L 003 Lavender Tint  
L 007 Pale Yellow  
\*L 013 Straw Tint  
\*L 015 Deep Straw  
\*L 026 Bright Red  
L 063 Pale Blue  
L 068 Sky Blue  
L 071 Tokyo Blue  
\*L 079 Just Blue  
\*L 090 Dark Yellow Green  
L 100 Spring Yellow  
L 101 Yellow  
L 102 Light Amber  
L 103 Straw  
L 104 Deep Amber  
L 105 Orange  
L 106 Primary Red  
L 107 Light Rose  
L 108 English Rose  
L 109 Light Salmon  
L 110 Middle Rose  
L 111 Dark Pink  
L 113 Magenta  
\*L 115 Peacock Blue  
\*L 116 Med Blue Green  
L 117 Steel Blue  
\*L 118 Light Blue  
\*L 119 Dark Blue  
\*L 120 Deep Blue  
\*L 121 Lee Green  
\*L 122 Fern Green  
L 124 Dark Green  
L 126 Mauve  
L 127 Smokey Pink  
L 128 Bright Pink  
L 129 Heavy Frost  
L 130 Clear  
L 131 Marine Blue  
\*L 132 Medium Blue  
L 134 Golden Amber  
L 135 Deep Golden Amber  
L 136 Pale Lavender  
L 137 Special Lavender  
L 138 Pale Green  
\*L 139 Primary Green  
\*L 141 Bright Blue  
L 142 Pale Violet  
L 143 Pale Navy Blue  
L 144 No Color Blue  
L 147 Apricot



L 148 Bright Rose  
L 151 Gold Tint  
L 152 Pale Gold  
L 153 Pale Salmon  
L 154 Pale Rose  
L 156 Chocolate  
L 157 Pink  
L 158 Deep Orange  
L 159 No Color Straw  
L 161 Slate Blue  
L 162 Bastard Amber  
L 164 Flame Red  
L 165 Daylight Blue  
xL 166 Pale Red  
L 169 Lilac Tint  
L 170 Deep Lavender  
L 174 Dark Steel Blue  
L 176 Loving Amber  
L 179 Chrome Orange  
L 180 Dark Lavender  
\*L 181 Congo Blue  
L 182 Light Red  
L 183 Moonlight Blue  
L 184 Cosmetic Peach  
xL 185 Cosmetic Burgundy  
L 186 Cosmetic Silver Rose  
L 187 Cosmetic Rouge  
L 188 Cosmetic Highlight  
L 189 Cosmetic Silver Moss  
xL 190 Cosmetic Emerald  
L 191 Cosmetic Aqua Blue  
L 192 Flesh Pink  
xL 193 Rosy Amber  
L 194 Surprise Blue  
\*L 195 Zenith Blue  
L 196 True Blue  
\*L 197 Alice Blue  
L 200 Double C.T. Blue  
L 201 Full C.T. Blue  
L 202 1/2 C.T. Blue  
L 203 1/4 C.T. Blue  
L 204 Full C.T. Orange  
L 205 1/2 C.T. Orange  
L 206 1/4 C.T. Orange  
L 207 C.T. Orange & .3 Neutral Density  
L 208 C.T. Orange & .6 Neutral Density  
L 209 .3 Neutral Density  
L 210 .6 Neutral Density  
L 211 .9 Neutral Density  
L 212 L.C.T. Yellow  
L 213 White Flame Green  
L 214 Full Tough Spun





L 215 Half Tough Spun  
L 216 White Diffusion  
L 217 Blue Diffusion  
L 218 1/8 C.T. Blue  
L 219 Fluorescent Green  
L 220 White Frost  
L 221 Blue Frost  
L 223 1/8 C.T. Orange  
L 224 Daylight Blue Frost  
L 225 Lee N.D. Frost  
L 226 Lee U.V.  
L 229 1/4 Tough Spun  
L 230 Super Correction L.C.T. Yellow  
L 228 Brushed Silk  
L 232 Super White Flame  
L 236 H.M.I.  
L 237 C.I.D.  
L 238 C.S.I.  
L 239 Polariser  
L 241 LEE Fluorescent 5700K  
L 242 LEE Fluorescent 4300K  
L 243 LEE Fluorescent 3600K  
L 244 Lee Plus Green  
L 245 Half Plus Green  
L 246 1/4 Plus Green  
L 247 Lee Minus Green  
L 248 Half Minus Green  
L 250 Half White Diffusion  
L 251 1/4 White Diffusion  
L 252 1/8 White Diffusion  
L 253 Hampshire Frost  
\*L 254 New Hampshire Frost  
L 255 Hollywood Frost  
L 256 Half Hampshire Frost  
L 257 Quarter Hampshire Frost  
L 258 Eighth Hampshire Frost  
L 261 Tough Spun FR-Full  
L 262 Tough Spun FR-3/4  
L 263 Tough Spun FR-1/2  
L 264 Tough Spun FR-3/8  
L 265 Tough Spun FR-1/4  
L 270 Scrim  
L 271 Mirror Silver  
L 272 Soft Gold Reflector  
L 273 Soft Silver

Reflector  
L 274 Mirror Gold  
L 275 Black Scrim  
L 278 1/8 Plus Green  
L 279 1/8 Minus Green  
L 280 Black Foil  
L 281 3/4 CT Blue  
L 283 1-1/2 CT Blue  
L 285 3/4 CT Orange  
L 286 1-1/2 CT Orange  
L 287 Double CT Orange  
L 298 0.15 ND  
L 299 1.2 ND  
L 322 Soft Green  
L 323 Jade  
\*L 325 Mallard Green  
L 327 Forest Green  
L 328 Follies Pink  
L 332 Special Rose Pink  
L 343 Special Med Lavender  
\*L 344 Violet  
L 345 Fuchsia Pink  
L 352 Glacier Blue  
L 353 Lighter Blue  
L 354 Special Steel Blue  
\*L 363 Special Med Blue  
L 366 Cornflower  
L 400 LEE Lux  
L 402 Soft Frost  
L 404 Half Soft Frost  
L 410 Opal Frost  
L 414 Highlight  
L 416 Three Quarter White Diffusion  
L 420 Light Opal Frost  
L 429 Quiet Frost  
L 430 Grid Cloth  
L 432 Light Grid Cloth  
L 434 1/4 Grid Cloth  
L 439 Heavy Quiet Frost  
L 441 Full C.T. Straw  
L 442 Half C.T. Straw  
L 443 1/4 C.T. Straw  
L 444 Eighth C.T. Straw  
L 450 3/8 White Diffusion  
L 452 1/16 White Diffusion  
L 460 Quiet Grid Cloth  
L 462 Quiet Light Grid Cloth  
L 464 Quiet 1/4 Grid Cloth  
L 500 Double New Color Blue  
L 501 New Color Blue

(Robertson Blue)  
L 502 Half New Color Blue  
L 503 Quarter New Color Blue  
L 504 Waterfront Green  
L 505 Sally Green  
L 506 Marlene  
L 507 Madge  
L 508 Midnight Maya  
L 511 Bacon Brown  
L 512 Amber Delight  
L 513 Ice and a Slice  
L 514 Double G&T  
L 525 Argent Blue  
L 550 ALD Gold  
L 600 Arctic White  
L 601 Silver  
L 602 Platinum  
L 603 Moonlight White  
L 604 Full C.T. Eight Five  
L 622 One and One Eighth Digital LED C.T.O.  
L 624 Full Digital LED C.T.O.  
L 626 Seven Eighths Digital LED C.T.O.  
L 628 Three Quarter Digital LED C.T.O.  
L 642 Half Mustard Yellow  
L 643 Quarter Mustard Yellow  
L 650 Industry Sodium  
L 651 HI Sodium  
L 652 Urban Sodium  
L 653 LO Sodium  
L 700 Perfect Lavender  
L 701 Provence  
L 702 Special Pale Lavender  
L 703 Cold Lavender  
L 704 Lily  
L 705 Lily Frost  
L 706 King Flax Lavender  
\*L 707 Ultimate Violet  
L 708 Cool Lavender  
L 709 Electric Lilac  
L 710 Spir Special Blue  
L 711 Cold Blue  
L 712 Bedford Blue  
\*L 713 J. Winter Blue  
L 714 Elysian Blue  
\*L 715 Cabana Blue  
\*L 716 Mikkel Blue  
L 717 Shanklin Frost  
L 718 Half Shanklin

Frost  
L 719 Colour Wash  
L 720 Durham Daylight Blue  
\*L 721 Berry Blue  
L 722 Bray Blue  
L 723 Virgin Blue  
L 724 Ocean Blue  
L 725 Old Steel Blue  
L 727 QFD Blue  
L 728 Steel Green  
\*L 729 Scuba Blue  
L 730 Liberty Green  
L 731 Dirty Ice  
L 733 Damp Squib  
L 735 Velvet Green  
L 736 Twickenham Green  
\*L 738 JAS Green  
L 740 Aurora Borealis Green  
L 741 Mustard Yellow  
L 742 Bram Brown  
L 744 Dirty White  
L 746 Brown  
L 747 Easy White  
L 748 Speedy Pink  
L 749 Hampshire Rose  
L 750 Durham Frost  
L 763 Wheat  
L 764 Sun Colour Straw  
L 765 LEE Yellow  
L 767 Oklahoma Yellow  
L 768 Egg Yolk Yellow  
L 770 Burnt Yellow  
L 773 Cardbox Amber  
L 774 Soft Amber Key1  
L 775 Soft Amber Key2  
L 776 Nectarine  
L 777 Rust  
\* L 778 Millennium Gold  
L 779 Bastard Pink  
L 780 AS Golden Amber  
L 781 Terry Red  
L 787 Marius Red  
L 789 Blood Red  
L 790 Moroccan Pink  
L 791 Moroccan Frost  
L 793 Vanity Fair  
L 794 Pretty 'n Pink  
L 795 Magical Pink  
\*L 797 Deep Purple  
L 798 Chrysalis Pink  
L 799 Special KH Lavender

*L CL Cool LED series is available*

**GAM COLOR**  
20" x 24" sheets  
G 100 Gypsy Pink  
G 101 Lavender Blue  
G 103 Blue Rose  
G 104 Broadway Rose  
G 105 Antique Rose  
G 105X 3/4 Antique Rose  
G 106 1/2 Antique Rose  
G 107 1/4 Antique Rose  
G 108 1/8 Antique Rose  
G 109 Naked Pink  
G 110 Dark Rose  
G 120 Bright Pink  
\*G 130 Rose  
G 135 Soft Pink  
G 140 Dark Magenta  
G 150 Pink Punch  
G 152 Party Pink  
G 155 Light Pink  
G 160 Chorus Pink  
\*G 170 Dark Flesh Pink  
G 180 Cherry  
G 190 Cold Pink  
G 195 Nymph Pink  
G 220 Pink Magenta  
G 235 Pink Red  
G 245 Light Red  
G 250 Medium Red XT  
G 270 Red Orange  
G 280 Fire Red  
G 290 Fire Orange  
G 305 French Rose  
G 315 Autumn Glory  
G 320 Peach  
G 323 Indian Summer  
G 324 Dk Bastard Amber  
G 325 Bastard Amber  
G 327 Pale Sepia  
G 328 Tan Tone  
G 330 Sepia  
G 335 Coral  
G 340 Lt Bastard Amber  
G 342 Light Honey  
G 343 Honey (Full CTO)  
G 345 Deep Amber  
G 350 Dark Amber  
G 355 Amber Flame  
G 360 Amber Blush  
G 363 Sand  
G 364 Pale Honey  
G 365 Warm Straw  
G 370 Spice  
G 375 Flame  
G 380 Golden Tan  
G 382 Brass  
G 385 Light Amber  
G 388 Gold Rush  
G 390 Walnut  
G 395 Golden Sunset  
G 410 Yellow Gold  
G 420 Medium Amber  
G 425 Sunflower  
G 430 Warm Ivory  
G 433 Double Ivory  
G 435 Ivory  
G 440 Very Light Straw  
G 450 Saffron  
G 455 Yellow Sun  
G 460 Mellow Yellow  
G 470 Pale Gold

G 480 Medium Yellow  
\*G 510 No Color Straw  
G 515 Lime Yellow  
\*G 520 New Straw  
G 525 Lime Sun  
G 535 Lime  
G 540 Pale Green  
G 570 Lt Green Yellow  
G 650 Grass Green (Primary)  
G 655 Rich Green  
G 660 Medium Green  
G 666 Wicked Green  
G 670 Emerald Green  
G 680 Kelly Green  
G 685 Pistachio  
G 690 Bluegrass  
G 710 Blue Green  
G 720 Lt Steel Blue  
G 725 Princess Blue  
G 730 Azure Blue  
G 740 Off Blue  
G 750 Nile Blue  
G 760 Aqua Blue  
G 770 Christel Blue  
G 780 Shark Blue  
G 785 Beverly Blue  
\*G 790 Electric Blue  
G 810 Moon Blue  
G 813 Dk Moon Blue  
G 815 Moody Blue  
\*G 820 Full Light Blue  
G 830 North Sky Blue  
G 835 Aztec Blue  
G 840 Steel Blue  
G 841 Diamond Blue  
G 842 Whisper Blue  
G 845 Cobalt  
G 847 City Blue  
G 848 Bonus Blue  
G 850 Blue (Primary)  
G 855 Blue Jazz  
\*G 860 Sky Blue  
G 870 Winter White  
G 872 Opera White  
G 880 Daylight Blue  
G 882 Southern Sky  
G 885 Blue Ice  
G 888 Blue Belle  
G 889 Hot Blue  
G 890 Dark Sky Blue  
G 905 Dark Blue  
G 910 Alice Blue  
G 915 Twilight  
G 920 Pale Lavender  
G 925 Cosmic Blue  
G 930 Real Congo Blue  
G 940 Light Purple  
G 945 Royal Purple  
\*G 948 African Violet  
\*G 950 Purple  
G 960 Med Lavender  
G 970 Special Lavender  
G 980 Surprise Pink  
G 982 Lovely Lavender  
G 985 Ripe Plum  
G 990 Dark Lavender  
G 995 Orchid  
*GAM Diffusion and Cine- Filters are also available.*

## COLOR MEDIA PRICING

Roscolux	\$7.25	Lee Filters	\$7.25
GAM Color	\$7.25	HT Lee Filters	\$8.25

*\*High Temperature color may also be available for these colors. High Temperature filters have been discontinued. Some stock is still available.*

*x indicates discontinued color - sales are limited to quantities in stock*



## Main Stations

**CCI CS 702** Portable Main Station  
**\$1,190.00**

Rugged, lightweight, two-channel portable intercom station. Supports up to 30 headset stations. Operator can talk or listen on either channel, combine them, or access them separately without tying both channels together. Stage Announce output with relay for external paging. Speaker jack for external monitoring. 3'0" H x 8.125" W x 10" D, weight 5.2 lbs.



#CC 300 #CC 400

## Headsets

**CCI CC 300** Single-ear standard

HS XLR-4F **\$330.00**

Single enclosed ear headset with superior audio quality and on/off switch in gooseneck microphone boom includes HS-ES ear sock and headset bag, field removable four-pin female XLR for standard Clear-Com connection.

**CCI CC 400** Double-ear standard HS XLR-4F

**\$390.00**

Double enclosed ear headset with superior audio quality and on/off switch in gooseneck microphone boom includes HS-ES ear socks and headset bag, field removable four-pin female XLR for standard Clear-Com connection.



#CC-26

**CCI CC 26** Professional low profile single intercom headset **\$220.00**

Weighs less than 2 ounces, single earpiece, full range audio response. Minimal isolation keeps user in full contact with surroundings.



## Beltpacks

**BELTPACKS-SERIES 700**

These superbly-designed belt-pack headset stations feature high-quality audio, and programmable talk and listen function. Each model utilizes noiseless, digital electronic switching on audio circuits. Push pull output supplies high levels of audio in headsets.

**CCI RS 701** Single-Channel Standard Belt-pack

**\$335.00**

Encore single-channel standard belt-pack. Four-pin male headset connector and three-pin female/male loop through intercom line connectors.

## FS II-Base-II-5



## FreeSpeak II-Base-II-5

The FreeSpeak II-Base-II-5 is a standalone wireless system that can connect up to 5 full-duplex belt-packs. Up to 10 active transceiver antennas can enable belt-pack-to-base station distance range up to 3,200ft (1,000m). The system has 4-wire and partyline intercom connectivity, program feed input, stage announce, IFB, up to 5 wireless partyline groups and partyline call alert functionality. The base station can intelligently mix 1.9GHz and 2.4GHz system components, such as wireless belt-packs and transceiver antennas on the same system.

**CCI FS II BASE-5**

**\$7,525.00**

(Components and systems with fewer belt-packs are also available)

*Additional Clear-Com® Intercom  
Systems equipment is available.*

## CLEAR-COM HEADSET COMPARISON CHART

	CC-300	CC-400	CC-26
<b>APPLICATIONS</b>	Broadcast, theatrical, institutional, others needing extreme durability and excellent audio quality with one ear free	Broadcast, theatrical, institutional, others needing extreme durability and excellent audio quality with high isolation	Broadcast, on-camera, lower-noise environments needing full-range audio, low profile, and light weight
<b>NUMBER OF EARPIECES</b>	One	Two	One
<b>EARPIECE TYPE</b>	Closed	Closed	Open
<b>EXTERNAL NOISE ISOLATION</b>	Moderate (single ear)	High	Low (single ear)
<b>FREQUENCY RESPONSE</b>	Full-range audio with vocal presence	Full-range audio with vocal presence	Smooth full-range audio
<b>DURABILITY</b>	Virtually unbreakable	Virtually unbreakable	For lighter duty use
<b>HEADSET MATERIAL</b>	ABS and Duracon	ABS and Duracon	Plastic with moderate gauge steel
<b>MICROPHONE</b>	High-quality cardioid	High-quality cardioid	Noise-canceling
<b>TRANSDUCER TYPE</b>	Noise-canceling dynamic	Noise-canceling dynamic	Directional dynamic
<b>MIC FREQUENCY RESPONSE</b>	70 Hz - 18 kHz	70 Hz - 18 kHz	70 Hz - 15 kHz
<b>MIC BOOM ROTATION</b> (for left or right-side use)	300 degrees	300 degrees	300 degrees
<b>IMPEDANCE: MIC/EARPIECE</b>	220 ohms/420 ohms	220 ohms/220 ohms	200 ohms/400 ohms
<b>CABLE TYPE &amp; LENGTH</b>	Straight 4-wire 5.5 ft/1.75m	Straight 6-wire 5.5 ft/1.75m	Straight 4-wire 5.5 ft/1.75m
<b>CONNECTOR &amp; OPTIONS</b>	4-pin XLR female (optional 4-pin XLR male)	4-pin XLR female (optional 4-pin XLR male and 6-pin binaural)	4-pin XLR female
<b>WEIGHT</b> (less cable)	9.9 oz/282 g	14.1 oz/399 g	1.3 oz/35 g





## SNOW

Plastic scatter flakes

SNOW 5	5 pounds	\$19.80
SNOW 10	10 pounds	\$39.60
SNOW 25	25 pounds	\$67.01

## BREAKAWAYS

Bottles and Glasses are shipped only in lots of 6 each.



<b>BR BEER G</b>	Green Beer Bottle	\$24.17
<b>BR BEER B</b>	Brown Beer Bottle	\$24.17
<b>BR WHISKEY C</b>	Clear Whiskey Bottle	\$24.17
<b>BR WHISKEY B</b>	Brown Whiskey Bottle	\$24.17
<b>BR WINE C</b>	Clear Wine Bottle	\$24.17
<b>BR WINE B</b>	Brown Wine Bottle	\$24.17
<b>BR COKE</b>	Green Coca-Cola Bottle	\$24.17
<b>BR WATER</b>	Clear Water Glass	\$30.50
<b>BR CHAMPAGNE B</b>	Green Champagne Bottle	\$30.50
<b>BR MEDICINE</b>	Medicine Bottle	\$24.17

## MIRROR BALLS



Mirror balls create an unbounded reflection of light.

cat#	diameter	motor size	price
MB 12	12"	AAA	\$25.65
MB 16	16"	AA	\$90.25

## CEILING TURNER MOTORS

cat#	mirror ball diameter	speed	price
MBM AAA	up to 24"	3 rpm	\$53.10
MBM AA	up to 20"	3 rpm	\$53.10

## Le FLAME



The Le Flame offers an amazingly realistic flames effect with the use of light, air flow and fabric. The Le Flame is available as a stand-alone kit to be incorporated

into any scenic element or combined with the Le Flame hanging bowl or post mounted bowl (sold separately)

cat#	description	price
ULTR CLF 5000	Le Flame Module 110v	\$294.26
ULTR CLF 5005	Le Flame Module 110v w/ Post Bowl	\$368.08
ULTR CLF 5004	Le Flame Module 110v w/ Hanging Bowl & Chains	\$395.00

## FOG PRODUCTS

### ROSCO FOG MACHINE - VAPOUR SERIES

Packed with features to meet the needs of professional effects technicians, the Vapour is the workhorse of Rosco's newest range of fog machines and is engineered for peak



performance, solid reliability and ease of maintenance. Precise output control allows the Vapour the widest range of atmospheric effects and makes it versatile for use in virtually any venue. The Vapour Plus produces a massive blast of fog! And then... more fog. The colossal fogger is able to fill the largest venues and create the most impressive bursts of fog needed - yet it's small enough to mount in box truss and power from a single mains circuit. The Rosco V-Hazer allows consistent and smooth haze that hangs for hours with only minimal replenishment. The V-Hazer is fast, efficient, quiet, and rock-solid reliable.

cat#	price
ROS FM VAPOUR	\$1,035.23
ROS FM VAPOUR PLUS	\$1,205.31
ROS FM VHAZER	\$1,406.38

### ROSCO FOG FLUID

For nearly twenty years, Rosco Fog Fluid has been the most widely used fog fluid in theatre, live entertainment and theme parks. When vaporized, this unique formulation produces a dense, realistic fog which has no unpleasant odor. MSDS sheet and additional information is available.



cat#	size	price
FOG FF FOG 1L	Liter	\$16.02
FOG FF FOG 4L	4 litre	\$56.66

### STAGE & STUDIO FLUID

This special formulation offers many of the

same features that Rosco Fog Fluid does, with two additional benefits. This special fluid, when used with any of Rosco's fog machines, will dissipate more quickly than standard fluid. This is especially useful for theatrical or video applications where the effect must appear and disappear on cue. When properly chilled (through the use of the Rosco Chiller Module), the Stage and Studio Fluid generates an excellent low-lying fog.

cat#	size	price
FOG FF STAGE 1L	Liter	\$16.02
FOG FF STAGE 4L	4 Litre	\$59.80

**HEALTH WARNING: Vapor from fog fluids, like any other common material - in an aerosolized state, may be irritating to or cause allergic symptoms in some persons with allergic sensitivity. Do not fog in the presence of known asthmatics.**

Please call or write for information on other Rosco Fog Machines and additional fog fluids.

### ULTRATEC SHOW FOGGER

**Impressive Output** - Huge, continuous fog output from a re-engineered heat exchanger. **Design Ingenuity** - A simple, yet effective fog machine incorporating a large heating block, a



powerful whisper-quiet pump, and Ultratec's cutting-edge Rapid Change Technology.

**Attractive Durability** - A large one-gallon integrated fluid tank prevents leaks and drips, a special hammer-tone finish resists scratches and wear, and a built-in handle balances off a sleek rugged chassis.

**Unbeatable Value** - Comes standard with a 25 ft. deluxe remote, an onboard microprocessor, and a spare Rapid Change Rebuild Kit, all for much less than any other machine in its class. Ultratec fluids appropriate for use in the Show Fogger Pro include: Maxi Fog Fluid, Director's Choice Fog Fluid, Pro Beam Fog Fluid, Molecular Fog Fluid, Quick Dissipating Fog Fluid, Extra Quick Dissipating Fog Fluid.

cat#	description	price
ULTR TR SHOW FOGGER	Show Fogger Pro (Timer Remote Included)	\$1,051.37
ULTR CLF C	Road Case	\$528.12

### ULTRATEC RADIANCE HAZER

Ultratec's Radiance Haze Machine represents a major advancement in water-based haze

technology. Features include: Built-in DMX that controls both the haze output and internal fan. This combination offers excellent haze control and even dispersion. The Radiance can also be



operated by an optional remote, or by utilizing the onboard variable settings. Additional features include an IDC removable power cable and multi-use bracket. The Radiance uses the Neutron Haze Fluid which is a proven fluid that offers the best in low consumption and great hang time. It utilizes the various sizes of the Ultratec fluid containers. Serviceability is key; built with Ultratec's innovative 4-port rapid clean vaporizer, the radiance can be cleaned and returned to service in less than 15 minutes.

cat#	description	price
<b>ULTR RAD</b>	Radiance Haze Machine	\$1,321.69
<b>ULTR RAD R</b>	Radiance Hazer Remote	\$157.21
<b>ULTR CLF 2485 CASE</b>	Radiance Road Case	\$1,127.18

#### ULTRATEC DRYICER

The DryIcer is a clear world leader among portable dry-ice machines. Molded from heat resistant cross-linked polyethylene, the machine



features a dry-ice capacity of approximately 20 pounds, giving a running time of approximately five minutes. The flow rate is controlled by a four step ratchet lowering system which positions the basket at various depths in the boiling water, producing a powerful fog output through the front nozzle. Ducting Hose Adaptor is available. Ducting hose is not available.

<b>ULTR CLF 1810</b>	DryIcer	\$1,281.79
<b>ULRT CLF 1850P</b>	4" Ducting Hose Adaptor	\$70.45

#### ULTRATEC FOG FLUIDS

cat#	description	price
<b>FOG FF ULTR LUM7 4</b>	4 litre Haze Fluid	\$108.53
<b>FOG FF ULTR LUM7 2</b>	2 litre Haze Fluid	\$69.87


<b>FOG FF ULTR DC4</b>	4 litre Director's Choice Fog Fluid	\$48.68
<b>FOG FF ULTR Q4</b>	4 litre Quick Dissipating Fog Fluid	\$48.74
<b>FOG FF ULTR PB 4</b>	4 litre Pro Beam Long Lasting Fog Fluid	\$9.98
<b>FOG FF ULTR CFF4</b>	4 litre Maxi Fog Fluid	\$32.11

Contact us for details on other Ultratech fog machines and fluids.

#### THE TINY-FOGGER FX

*The tiniest fog generator in the world.*

This fog generator is called tiny, and its dimensions truly are tiny. In a small package (L=3.64", W=1.36", H=2.44") technology of outstanding performance has been realized. The heart of the generator is a programmable microprocessor which controls fog emission. For some applications it will be useful to program in a fixed fog amount. This can be done directly at the machine. The TINY-FOGGER is triggered with a small remote. You can also trigger the machine



with an optional radio remote, or directly on the machine. The fluid tank is attached externally, and depending on the application, can vary in both size and distance from the machine. A special fluid ensures dense fog is produced with the lowest of fluid consumption. *Warm up time is less than 1 second.* The TINY-FOGGER package includes: TINY-FOGGER, battery, charger, programmable remote, fluid tank, 250 ml fluid, carry case.

**TF TINY-FOG PAK** \$1,491.50

#### Optional Accessories

<b>TF RR</b>	Radio Remote	\$370.50
<b>TF DA</b>	Duct Adaptor	\$71.25
<b>TF Y</b>	Splitter	\$7.60
<b>TF DMX</b>	DMX Converter	\$270.75

## SNOW MACHINE

### ULTRATEC TRUE NORTH SNOW MACHINE

Creates snowfalls from light and fluffy to raging snowstorm with a simple twist of the Flow and Flake Size Control. Easy to set up and operate, the snow machine streams a continuous snow flow.

<b>ULTR CLS 7200</b>		\$543.64
----------------------	--	----------



#### ULTRATEC TRUE NORTH SNOW FLUID

Creates realistic-looking snow. Fluid is odorless and environmentally safe.

cat#	description	price
<b>ULTR CFF 3604</b>	4 Liters	\$46.38

## CONFETTI & STREAMERS

### GRAND MAJESTIC AIR CANNON

Double barrel configuration. The capacity of each barrel is 1.5 lbs./ .68 kg of Pro Fetti or Cut Paper or up to 2.5 streamers.

Unit is triggered or activated by an electric valve from the internal air tank supply. It will launch Pro Fetti or cut paper up to 50 ft./15 m and Streamers up to 80 ft./24 m.

<b>GRA PAP 1030</b>	Air Cannon 110V	\$1,137.51
---------------------	-----------------	------------



### GRAND MAJESTIC QUICK SHOT

Simple but very effective launcher for Streamers and Pro Fetti. Using a 16-g CO2 cartridge, you are able to launch these products to a height of 50 ft./15 m. It is equipped with a simple manual triggering mechanism. The Quick Shot does NOT require a lifting

cup or back pressure cap.

<b>GRA PAP 1015</b>		\$90.08
---------------------	--	---------

### PRO FETTI

Pro Fetti is 5/8 in. by 2 in. rectangular flame retardant tissue paper or metallic PVC strips. When launched, it spins and rotates slowly, creating an impressive "cascading waterfall" effect.



<b>GRA PAP 1999</b>	1 lb. Bag, Multi Color	\$17.10
<b>GRA PAP 2030</b>	1 lb. Box, Blue	\$19.95
<b>GRA PAP 2033</b>	1 lb. Box, Midnite Blue	\$19.95
<b>GRA PAP 2035</b>	1 lb. Box, Pink	\$19.95
<b>GRA PAP 2040</b>	1 lb. Box, Bright Orange	\$19.95
<b>GRA PAP 2045</b>	1 lb. Box, Red	\$19.95
<b>GRA PAP 2050</b>	1 lb. Box, Purple	\$19.95
<b>GRA PAP 2060</b>	1 lb. Box, Dark Green	\$19.95
<b>GRA PAP 2065</b>	1 lb. Box, Lavender	\$19.95
<b>GRA PAP 2070</b>	1 lb. Box, Light Green	\$19.95
<b>GRA PAP 2085</b>	1 lb. Box, Teal	\$19.95





Metallic PVC  
**GRA PAP 2412** 1 lb. Bag, Silver \$34.77  
**GRA PAP 2414** 1 lb. Bag, Gold \$34.77  
**GRA PAP 2415** 1 lb. Bag, Multi Color \$34.77

**GRA PAP 2500** 1 lb. Stack, Silver/White \$57.29  
**GRA PAP 2502** 1 lb. Stack, Gold/White \$57.29  
**GRA PAP 2504** 1 lb. Stack, Blue/White \$57.29

## STREAMERS

Streamers are made with bright beautiful colors 1/2 in. wide by 20 ft. long. When launched, the streamers uncoil, creating a "cascading waterfall" effect.

**GRA PAP 2250C** Dark Green \$8.51  
**GRA PAP 2265C** Blue \$8.51  
**GRA PAP 2270C** Yellow \$8.51  
**GRA PAP 2280C** Metallic PVC, Silver \$15.97  
**GRA PAP 2285C** Multi Color \$8.51  
**GRA PAP 2290C** Red/White/Blue \$8.51

Additional colors and sizes available for Pro Fetti and Streamers. Please contact us for more information.

## CONSUMABLES


**GRA PAP 1010** 2" Tethered Lifting Cup \$11.94  
**GRA PAP 1205** Co2 Cartridge (8 gm) \$2.20  
**GRA PAP 1200** Co2 Cartridge (16 gm) \$3.26  
**GRA PAP 1206** Co2 Cartridge (25 gm) \$10.80  
**GRA PAP 1207** Co2 Cartridge (38 gm) \$14.04  
**GRA PAP 1210** 2" Back Pressure Caps (10 per package) \$11.37  
**GRA PAP 1220** 2" Lifting Cups (10 per package) \$17.10

## GAM SLIDE TRAY

### GAM SIX-SLIDE-TRAY

Allows you to remote control any six "M" patterns, glass or metal. It can be DMX controlled and also has built in programs for automatic pattern changes.

*SX4@ Loop Tray*



**GAM SIX-SLIDE-TRAY**

Using the built in programs, you can select speed, direction, and lapsed time of pattern changes that will


automatically sequence when power is turned on. The Six-Slide-Tray uses the same power supply as the GAM Indexing TwinSpin and is compatible with the Wybron Forerunner power supply.



GAM Film/FX fits the drop-in iris slot of modern ellipsoidal spotlights to create a compact, powerful scenic projector. Designed to be a companion to GAM's original TwinSpin, GAM Film/FX

adds a continuous loop motion as opposed to the double rotation of the TwinSpin. There are four control choices - from DMX to just plugging it into 120 or 220 volts. You can use just about any dimmer to vary the speed and to cue.

**GAM FILM FX/VS1** 120v \$579.50  
**GAM FILM/FX WC** 120v w/control \$631.75



## GAM FILM LOOPS

Select from the large selection of available designs, or create your own custom effects in either stainless steel or polyester loops.

**GAM FILM LOOP FL\*** Stock Film Loops \$94.05  
 \*(add number above)

Custom Film Loops P.O.A.

## GOBO HOLDERS



### UNIVERSAL IRIS SLOT HOLDER

The Universal Iris Slot Holder has been carefully tooled and engineered to fit into many of the new generation of ellipsoidal fixtures includ-

ing the ETC S4, Altman Shakespeare, Strand SL, and Selecon Pacific Cool Light. An Iris Slot Holder allows a glass pattern to be placed in the iris slot of a fixture in the front of the gate, necessary for some thicker glass gobos. In addition the Universal Iris Slot Holder is double sided, allowing use of two gobos, glass and/or steel, in the iris slot at the same time.

**PH UNIV** Universal Iris Slot Holder \$17.96

## GLASS GOBO HOLDERS

Glass gobos require a Channel Holder to allow for the additional thickness of the glass. The Iris Slot Gobo Holder allows a glass pattern to be placed in the iris slot of an ellipsoidal fixture, in front of the gate. The holder positions the gobo securely and holds it in the focal plane.

## CHANNEL HOLDER

cat#	description	price
<b>PH 14579</b>	"B" Size Glass Channel Holder - Altman fixtures	\$13.49
<b>PH 14686</b>	"B" Size Glass Channel Holder - ETC S4	\$13.49

## STEEL GOBO HOLDERS

<b>PH 13586</b>	"B" Size Sandwich Holder - Altman Fixtures	\$11.50
<b>PH 13686</b>	"B" Size Sandwich Holder - ETC Source 4	\$11.50
<b>PH 13610</b>	"A" Size Sandwich Holder - ETC Source 4	\$11.50

## ROSCO PRISMATICS

Rosco Prismatics are multi-colored texture patterns. Prismatics, made up of tiny chips of dichroic colored glass, combine the brilliant colors of Rosco Permacolor and the intricate deep textures of Image Glass to create a pattern which projects

spectacular multi-colored textures. Use Prismatics alone, combine them with other patterns (steel - make sure steel gobo is furthest from the lamp, or glass) or use them in the Double Gobo Rotator for remarkable moving effects. Six different color styles give a lighting designer maximum creative options. Prismatics are available in B size for 600 watt ellipsoidal spotlights and many moving light sizes.

Price each \$80.51

**DP 43801** Kaleidoscope  
**DP 43802** Cool Lavender  
**DP 43803** Spring Greens  
**DP 43804** Sunset  
**DP 43805** Blue Water  
**DP 43806** Fiery Sun  
**DP 43807** Warm Contrast  
**DP 43808** Patriotic  
**DP 43809** Crystalline



## ROSCO IMAGE GLASS

Rosco's Image Glass is deeply textured glass that refracts and bends light into intricate patterns of light and grayscale images.

Altering the sharp focus of the fixture transforms the image into subtle and complex textured shadows. Image Glass is available in standard B Size or in smaller sizes for automated luminaires by special order.



*Banded Image Glass*      *Hammered Image Glass*      *Dune Image Glass*

Price each \$46.41

- DP 33600 Flower
- DP 33601 Lines
- DP 33602 Plume
- DP 33603 Light Plume
- DP 33604 Pebble
- DP 33605 Honeycomb
- DP 33606 Waves
- DP 33607 Irregular Strands
- DP 33608 Banded Lines
- DP 33609 Lazy Swirls
- DP 33611 Pin Feathers
- DP 33613 Frost
- DP 33614 Blisters
- DP 33615 Coalescing Bubbles
- DP 33617 Hammered

More Choices may be viewed at [us.rosco.com](http://us.rosco.com)

## ROSCO CUSTOM GOBOS

### CUSTOM STEEL GOBOS

Custom gobos are a great way to enhance your lighting design. Your design can be made into a high quality steel gobo from virtually any type of original artwork. Delivery can be made as quickly as within three days. Send us your artwork by email, letting us know your delivery requirements and fixture. Please contact us for pricing information.

### CUSTOM GLASS GOBOS

Through Rosco's innovative developments in technology and unique manufacturing methods, Rosco has raised the bar in gobo production. New custom glass gobos are designed to produce the highest quality resolution for any unique design. Production methods offer flexibility for the desired artwork, projector, and glass gobo type, allowing each gobo to be truly customized from a 4mm image area and up. Custom colored glass gobos are made by stacking layers of dichroic glass with custom, etched patterns on top of each other in order to subtractively mix the colors needed for the image.

B SIZE

DP CGBW	Black & White	\$201.40
DP CGBW COPY B	Copy	\$104.50
DP CG1C	1 Color	\$201.40
DP CG1C COPY B	Copy	\$104.50
DP CG2C	2 Color	\$394.25
DP CG2C COPY B	Copy	\$286.90
DP CGHIDEF MC	HiDef Multi Color	\$660.25
DP CGMC CP B	Copy	\$455.05

### CUSTOM PLASTIC COOL INK GOBOS

Rosco Custom Plastic Gobos are an excellent short-term projection solution. Plastic gobo technology has been evolving since Rosco introduced its innovative iPro Slides in 2000. Rosco continues to offer these award-winning plastic gobos for use with the iPro Image Projector inside a traditional ellipsoidal.

Cool-running LED ellipsoidals, however, are increasingly used as image projectors in stage and event lighting designs. Because many of these fixtures generate significantly less heat, Rosco also offers Cool Ink and Cool Ink HD Plastic Gobos that use the same proprietary, user-tested slide film and printing techniques as an iPro Slide. Please contact us for pricing information.

## ROSCO I-CUE



### INTELLIGENT MIRROR™

The Rosco I-Cue Intelligent Mirror is an ellipsoidal spotlight attachment that allows you to use your spotlight with much greater flexibility and control. The unit slides into the color slot of the ETC Source 4, Altman Shakespeare, Strand SL, and Selecon Pacific. The major function of the unit is to reposition the beam of light so a single spotlight in a fixed position can be used for multiple specials in dozens of locations. With its onboard DMX, the unit is controlled directly from your lighting console, giving you precise control of the mirrors pan and tilt motion. A Power Supply Unit is necessary to get 24v DC to the I-Cue, and you can daisy chain multiple units from one Power Supply. The I-Cue is compatible with many common power supplies. A complete specification sheet is available.

ROS ICUE I-Cue \$793.01

### ROSCO POWER SUPPLY UNIT


Unit is designed to control the Rosco Double and Single Indexers, as well as the Rosco I-Cue Intelligent Mirror. The power supplies deliver

24v DC via 4 pin XLR connectors to a single or multiple units. The Power Supply Unit controls up to 50 watts



and has built-in voltage auto-sensing.

ROS PSU 50 for up to 50 watts \$165.59



## ROSCO IMAGEPRO™ GOBO SLIDE PROJECTOR

ImagePro™ offers users an easy, inexpensive solution for projecting photographic quality images in a theatrical setting. The ImagePro™ fits as an accessory into the iris slot of a typical ETC Source Four, Altman Shakespeare, Strand SL or Selecon Pacific fixture. Fitted with an iPro Slide, the ImagePro™ delivers bright, visible full-color images that will last between 15 and 50 hours.

ROS IMAGE PRO	\$312.08
ROS IP Stock Slide	\$43.65
ROS IP C SLIDE Custom Slide Kit, make your own slides	\$45.84

See Rosco's Slide Library at [www.rosco.com](http://www.rosco.com) and contact us for more iPro Accessories.



## APOLLO RIGHT ARM

The Right Arm® makes it simple to add pan and tilt capabilities

to a wide variety of static lighting, video and projection devices. Quiet, accurate, user-defined movements and repositioning capabilities from the lighting console provide the reliability and flexibility needed to use one





Syracuse Scenery is pleased to offer the fine products of Apollo Design Technology, Inc.

## Standard Metal Patterns



**\$13.25 each**

*Standard pattern size.*

*Other patterns and patterns in other sizes are available.*

Featured here is a sampling of Apollo's products. Please visit [internetapollo.com](http://internetapollo.com) for the complete range of metal patterns, glass patterns, accessories and motion effects.

### BREAKUPS



### TREES AND FOLIAGE




### NATURE

### CLOUDS



### CELESTIAL ELEMENTS

### WATER ELEMENTS



### GLOBES

### OCEAN ELEMENTS



### ARCHITECTURAL

### AFRICA




### EGYPT

### CELEBRATIONS



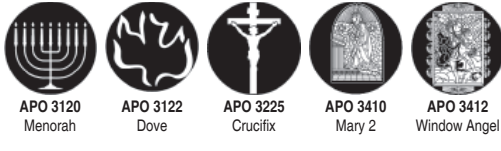
## CELEBRATION TIME AND HOLIDAYS



## DOORS AND WINDOWS



## RELIGIOUS






## SPORTS



## SYMBOLS



## SuperResolution™ Patterns



Gobos enhance design by creating great visuals on walls, floors, backdrops and other scenic elements. They can be used in place of scenery. The appearance of the image can be affected and/or enhanced through the use of color filters and the angle and focus of the light being used, allowing for additional design flexibility.

Black & white glass gobos project detailed photos, images or logos with a gray scale. They are designed for maximum temperature tolerance and longer life than metal gobos in higher wattage ellipsoidal and intelligent lights.

Apollo Design Technology, Inc. black & white patterns feature their SuperResolution™ 20,000 dpi process. No "bridging" of the image is required with glass patterns. Apollo has in-house art and production capabilities that allow the quickest turnaround in the industry for glass gobos to fit any light in the industry.

Apollo glass gobos are made from high quality 1.1mm thick borosilicate glass.

Over 160 standard black & white SuperResolution™ patterns are available. Donuts are recommended for use with B&W glass patterns to allow for a sharper image by blocking out unwanted light.

**\$58.65 each**  
*Stock patterns*

*Please contact us for pricing  
on custom patterns.*

## Textured Glass



TEX FLORAL  
GLASS



TEX STRIPED  
GLASS

Deep textured glass patterns will refract and bend light into detailed patterns of light and grey scale images. Combine with color, other patterns and rotators, or adjust the focus for that extra touch. Textured glass is an inexpensive way to add depth to your patterns, and enhance architectural washes. Apollo's textured glass patterns are made of tempered glass and are available in eight patterns. Currently available in "B" size only.

**APO TG F Floral Glass \$32.67**  
**APO TGD Striped Glass \$32.67**





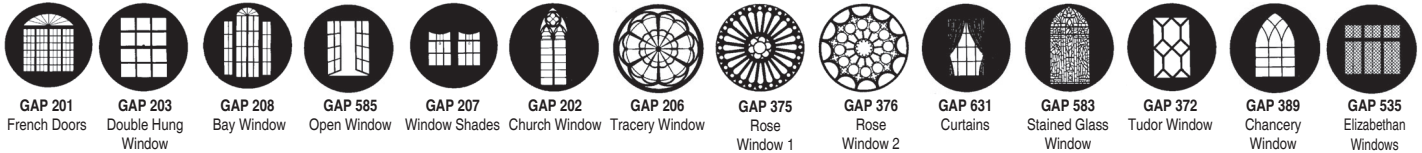
# THE GREAT AMERICAN PATTERN

\$13.25 each

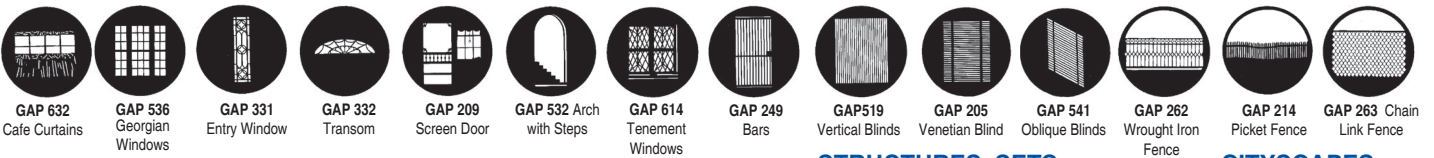
Standard pattern size. Other patterns and patterns in other sizes are available.

The Great American Pattern is a custom designed template for use in ellipsoidal spotlights. Made of high quality, durable stainless steel alloy, tough enough to stand up under the intense heat at the spotlight gate, and may be cut with scissors to fit almost any pattern holder.

## WINDOWS, ETC.



## WINDOWS, ETC.



## FENCES, OPENINGS

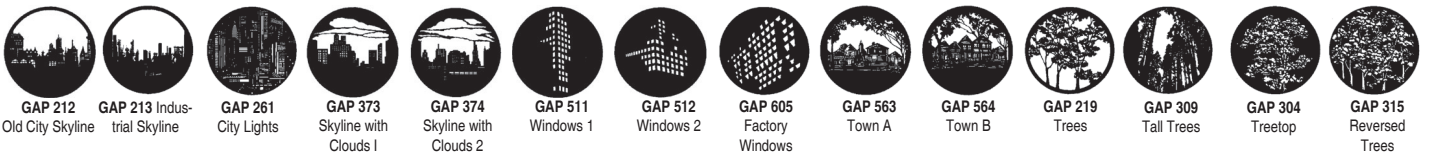
## FENCES, OPENINGS



## STRUCTURES, SETS

## CITYSCAPES

## CITYSCAPES



## TREES, FOLIAGE

## TREES, FOLIAGE

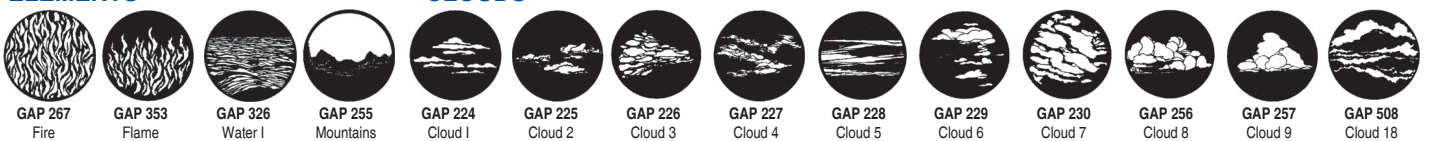


## TREES, FOLIAGE, ELEMENTS



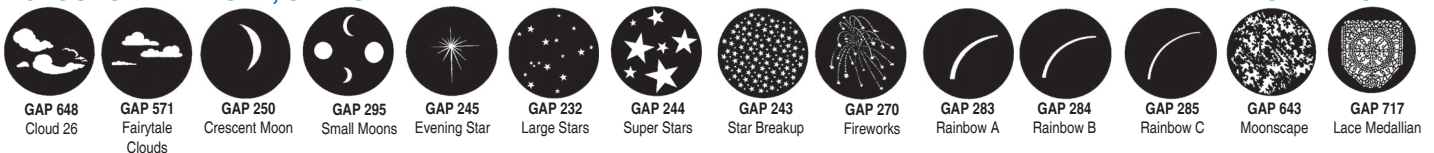
## ELEMENTS

## CLOUDS



## CLOUDS

## SKY, STARS



## NATURAL MOTIF

Great American Patterns  
are now produced by



many additional patterns are  
shown online at  
rosco.com

## NATURAL MOTIF



GAP 310  
Small Snow-  
flakes



GAP 515  
Dragon A



GAP 516  
Dragon B



GAP 556  
Grille 1



GAP 557  
Grille 2



GAP 558  
Grille 3



GAP 559  
Grille 4

## GRAPHICS, GRIDS, GRILLS



GAP 596  
Grille 5



GAP 650  
Triangle Grid



GAP 617  
Trellis 1



GAP 599  
Small Dots




GAP 254  
Zig Zag



GAP 319  
Circles



GAP 534  
Triangles



## SPOTLIGHTS, PIN SPOTS



GAP 274  
Spotlight  
Gobo 1



GAP 275  
Spotlight  
Gobo 2



GAP 276  
Spotlight  
Gobo 3



GAP 277  
Spotlight  
Gobo 4



GAP 278  
Spotlight  
Gobo 5



GAP 355  
Searchlights



GAP 266  
Sunburst



GAP 368  
Miniature  
Breakup



GAP 222  
Small Breakup



GAP 223  
Large Breakup



GAP 645  
Mixed Breakup



GAP 305  
Pointed  
Breakup



GAP 589  
Pointed  
Breakup XL



GAP 542  
Paisley  
Breakup

## BREAKUPS



GAP 629  
Homespun 1



GAP 630  
Homespun 2



GAP 317  
Pebbles



GAP 611  
Crackling  
Breakup



GAP 622  
Brush Breakup



GAP 671  
Pasta  
Point Five



GAP 659  
Pasta 1



GAP 621  
Wavy Lines



GAP 633  
Wavy Breakup



GAP 634  
Waves 2



GAP 594  
Splash



GAP 391  
Lines



GAP 590  
Strokes



GAP 640  
Second Strokes

## BREAKUPS



GAP 354  
Diamond  
Breakup



GAP 271  
Radial Breakup



GAP 235  
Radial Lines



GAP 638  
Radial Lines 2



GAP 306  
Explosion



GAP 669  
Shimmer 1



GAP 670  
Shimmer 2



GAP 665  
Pinwheel 2



GAP 666  
Pinwheel 3



GAP 667  
Pinwheel 4



GAP 707  
Twister XL



GAP 701  
Taco Pronto



GAP 706  
Tangles



GAP 248  
Cobblestones

## BREAKUPS



GAP 398  
Shatter



GAP 620  
Scattered  
Lines



GAP 674  
Jagged  
Breakup



GAP 675  
Bubbling  
Breakup



GAP 676  
Puddled  
Breakup



GAP 700  
Giant Breakup



GAP 702  
Flagstone  
- Large



GAP 703  
Flagstone  
- Small



GAP 727  
Curly  
Breakup



GAP 726  
Smash



GAP 601  
Witch  
with Cat



GAP 602  
Jack-O-Lantern



GAP 343  
Skull



GAP 339  
Bells

## HOLIDAYS, SYMBOLS



GAP 616  
Ornaments 1



GAP 710  
Gifts



GAP 576  
Merry  
Christmas



GAP 644  
Happy  
Holidays



GAP 333  
Heart



GAP 606  
Shamrock



GAP 505  
Giant Flame



GAP 237  
American  
Flag



GAP 264  
Canadian Flag



GAP 265  
Cross



GAP 323  
Star of David



GAP 321  
Notes



GAP 344  
G-Clef



GAP 346  
Flash!

## THEMES, SIGNAGE



GAP 348  
Pow!



GAP 571  
Fairytale Clouds



GAP 572  
Fairytale Tree



GAP 711  
Iron Cross



GAP 712  
Bow



GAP 713  
Ribbon



GAP 330  
Masks



GAP 729  
Fleur de Lis



GAP 715  
Eyes



GAP 728  
Wink



GAP 549  
Boats



GAP 260  
No Smoking



GAP 299  
Numbers A



GAP 300  
Numbers B

## SIGNAGE, THEMES



GAP 301  
Numbers C



GAP 338  
Intermittent



GAP 342  
Arrow



GAP 359  
Encore



GAP 392  
Dollar Signs



GAP 393  
Question Mark



GAP 588  
Peace Piece



GAP 518  
Happy Birthday



GAP 560  
The End



GAP 695  
Hollywood Sign



GAP 259  
Applause



GAP BC21  
Class of 2021



GAP BC22  
Class of 2022



GAP 677  
Miniature  
Breakup SQ

## BLENDBLES



GAP 678  
Small  
Breakup SQ



GAP 679  
Large  
Breakup SQ



GAP 680  
Pointed  
Breakup SQ



GAP 681  
Pointed  
Breakup XL SQ



GAP 682  
Sharp  
Foliage SQ



GAP 683  
Open Foliage  
SQ



GAP 684  
Summer  
Leaves SQ



GAP 685  
Star  
Breakup SQ



GAP 686  
Fire SQ



GAP 687  
Brambles SQ



GAP 688  
Realistic  
Leaves SQ



GAP 689  
Leaf  
Breakup SQ



GAP 690  
Leaf  
Pattern SQ







\$13.25 each  
Standard "B" pattern size

## DESIGNER PATTERNS

Patterns, or gobos, are widely used by designers in theatre, film, photography and television to create atmosphere, project scenery, and generally enhance the visual impact of their lighting. Conceived by some of the world's leading designers, the Rosco range presently includes over 300 designs. To insure design integrity, the patterns are etched using a precise double-sided process on stainless steel. Rosco Designer Patterns are round to allow for rotation in the gate when aligning the projected image. Visit [www.rosco.com](http://www.rosco.com) for illustrations of all available Rosco patterns.

### Festive



### Festive, Foliage



### Foliage

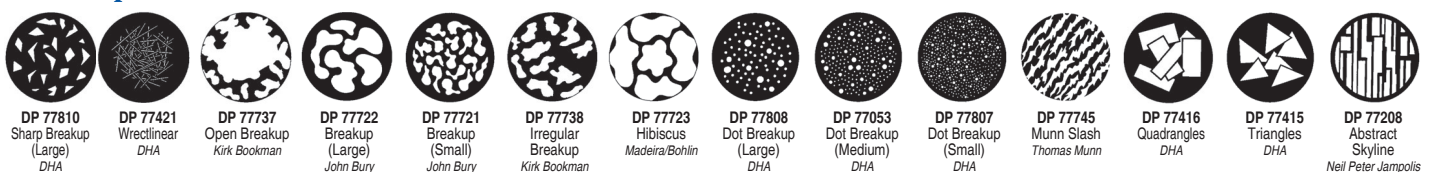


### Foliage


### Breakups



### Breakups





### Breakups



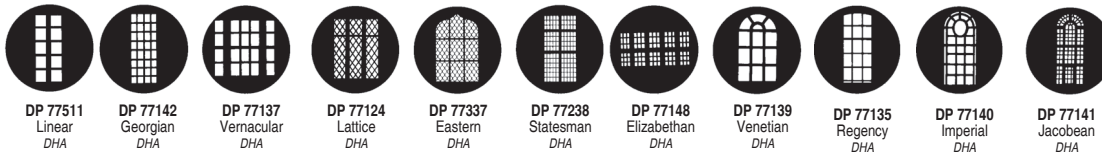
### Breakups

### Windows

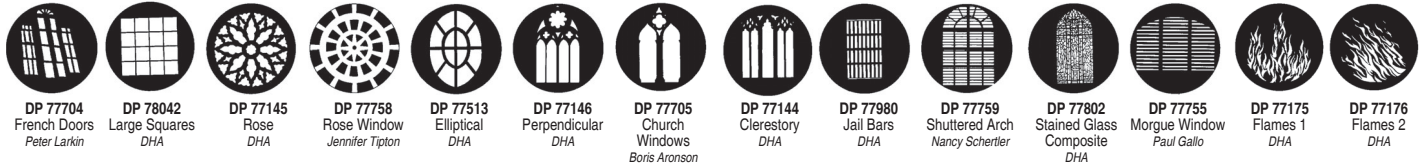




## Windows



## Windows



## Elements

## Elements



## Elements



## Elements


## Structural



## Structural

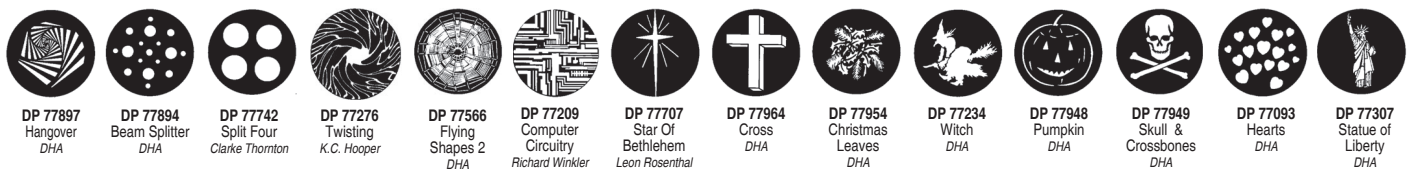
## Abstracts

## Shapes




## Shapes

## Celebration

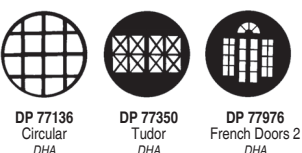


## Celebration

## Clouds



## Windows



Syracuse Scenery stocks a wide range of GAM and Rosco patterns for quick shipment. Patterns from Apollo, including custom patterns are also available.





**SYRACUSE SCENERY & STAGE LIGHTING CO., INC.** is a full line dealer for Ben Nye and Mehron.



### CREME FOUNDATIONS

\$8.55

*Ben Nye's Creme Foundations serve as a "canvas" for makeup designs. The theatrical foundation palette is stylishly diverse to subtly blend with all complexions, or to dramatically alter a performer's skin tone. Comes in a pot format. .5 oz. Expect 25 - 75 applications.*

<b>NYE CF CT 01</b>	Pale Bisque	<b>NYE CF MA 3</b>	Hazelnut
<b>NYE CF CT 05</b>	Bella 001	<b>NYE CF MA 4</b>	Rich Cocoa
<b>NYE CF CT 09</b>	Bella 002	<b>NYE CF MA 5</b>	Coffee Bean
<b>NYE CF CT 11</b>	Cameo Beige	<b>NYE CF MA 6</b>	Deep Ebony
<b>NYE CF CT 13</b>	Bella 003	<b>NYE CF P 022</b>	Ballet White
<b>NYE CF CT 15</b>	Vanilla Almond	<b>NYE CF P 023</b>	Pure Ivory
<b>NYE CF CT 17</b>	Pale Honey	<b>NYE CF P 024</b>	Porcelain
<b>NYE CF L 0</b>	Creamy Beige	<b>NYE CF P 1</b>	White
<b>NYE CF L 1</b>	Creamy Peach	<b>NYE CF P 11</b>	Teak
<b>NYE CF L 2</b>	Lite Beige	<b>NYE CF P 111</b>	Olive Amber
<b>NYE CF L 3</b>	Rose Beige	<b>NYE CF P 12</b>	Warm Honey
<b>NYE CF L 5</b>	Tan Rose	<b>NYE CF P 121</b>	Olive Cream
<b>NYE CF MA 1</b>	Golden Bronze	<b>NYE CF P 125</b>	Tan Au Lait
<b>NYE CF MA 2</b>	Brown Sugar	<b>NYE CF P 127</b>	Caramel Tan

<b>NYE CF P 2</b>	Lite Pink	<b>NYE CF PAS 3</b>	Ivory (SHK-0)
<b>NYE CF P 4</b>	Ultra Fair	<b>NYE CF PAS 5</b>	Olive Tan
<b>NYE CF P 41</b>	Fairest	<b>NYE CF PAS 7</b>	Radiant Olive
<b>NYE CF P 42</b>	Ultra Beige	<b>NYE CF PAS 9</b>	Soft Caramel
<b>NYE CF P 43</b>	Alabaster	<b>NYE CF T 1</b>	Golden Tan
<b>NYE CF P 45</b>	Olive Fair	<b>NYE CF TW 20</b>	Rice Paper
<b>NYE CF P 5</b>	Natural Fair	<b>NYE CF TW 21</b>	Ivory
<b>NYE CF P 6</b>	Natural Tan	<b>NYE CF TW 22</b>	Golden Beige
<b>NYE CF P 8</b>	Dark Coco	<b>NYE CF TW 23</b>	Fawn
<b>NYE CF P 9</b>	Black	<b>NYE CF TW 24</b>	Honey
<b>NYE CF PAS 1</b>	Natural Beige	<b>NYE CF Y 1</b>	Lite Olive
<b>NYE CF PAS 15</b>	Brulee	<b>NYE CF Y 3</b>	Medium Olive
<b>NYE CF PAS 19</b>	Au Lait	<b>NYE CF Y 5</b>	Olive Tan

### CREME DEATH FOUNDATIONS

\$8.55

*Death foundations are the perfect range of ghoulish colors and undead tones. The cremes are richly pigmented to provide deft opacity and durable wear with minimal fuss. Comes in a pot format. .5 oz. Expect 25-75 applications.*

<b>NYE CF P 14</b>	Sallow Green
<b>NYE CF P 15</b>	Cadaver Grey
<b>NYE CF P 16</b>	Blue Spirit
<b>NYE CF P 17</b>	Death Purple
<b>NYE CF P 18</b>	Death Straw
<b>NYE CF P 19</b>	Death Flesh
<b>NYE CF P 20</b>	Pale Vampire
<b>NYE CF P 21</b>	Frankenstein
<b>NYE CF P 22</b>	Death Blue Grey



### Ben Nye Creme Foundations Colors Chart

<b>CF P 1</b> White	<b>CF P 41</b> Fairest	<b>CF PAS 3</b> Ivory	<b>CF P 42</b> Ultra Beige	<b>CF TW 20</b> Rice Paper	<b>CF L 0</b> Creamy Beige	<b>CF CT 09</b> Bella 002	<b>CF PAS 7</b> Radiant Olive	<b>CF CT 13</b> Bella 003	<b>CF MA 1</b> Golden Bronze	<b>CF MA 5</b> Coffee Bean
<b>CF P 024</b> Porcelain	<b>CF CT 11</b> Cameo Beige	<b>CF CT 15</b> Vanilla Almond	<b>CF CT 05</b> Bella 001	<b>CF TW 21</b> Ivory	<b>CF L 1</b> Creamy Peach	<b>CF PAS 5</b> Olive Tan	<b>CF P 111</b> Olive Amber	<b>CF MA 2</b> Brown Sugar	<b>CH P 8</b> Dark Coco	
<b>CF CT 01</b> Pale Bisque	<b>CF P 43</b> Alabaster	<b>CF P 4</b> Ultra Fair	<b>CF P 12</b> Warm Honey	<b>CF P 5</b> Natural Fair	<b>CF L 2</b> Lite Beige	<b>CF TW 24</b> Honey	<b>CF P 125</b> Tan Au Lait	<b>CF Y 3</b> Medium Olive	<b>CF MA 6</b> Deep Ebony	
<b>CF P 022</b> Ballet White	<b>CF P 023</b> Pure Ivory	<b>CF CT 17</b> Pale Honey	<b>CF P 45</b> Olive Fair	<b>CF TW 22</b> Golden Beige	<b>CF L 3</b> Rose Beige	<b>CF Y 1</b> Lite Olive	<b>CF P 11</b> Teak	<b>CF MA 3</b> Hazelnut	<b>CF P 9</b> Black	
<b>CF P 2</b> Lite Pink	<b>CF PAS 1</b> Natural Beige	<b>CF P 121</b> Olive Cream	<b>CF TW 23</b> Fawn	<b>CF P 6</b> Natural Tan	<b>CF L 5</b> Tan Rose	<b>CF T 1</b> Golden Tan	<b>CF P 127</b> Caramel Tan	<b>CF Y 5</b> Olive Tan	<b>CF MA 4</b> Rich Cocoa	
<b>NYE CF P 18</b> Death Straw	<b>NYE CF P 20</b> Pale Vampire	<b>NYE CF P 19</b> Death Flesh	<b>NYE CF P 15</b> Cadaver Grey	<b>NYE CF P 22</b> Death Blue Grey	<b>NYE CF P 16</b> Blue Spirit	<b>NYE CF P 14</b> Sallow Green	<b>NYE CF P 21</b> Frankenstein	<b>NYE CF P 17</b> Death Purple		

### CREME DEATH FOUNDATIONS



**CREME STICK FOUNDATIONS** \$12.60  
*Creame Stick Foundations feature dense, full-coverage pigmentation in easy to use sticks. The creame formula has a matte finish and appears in a wide array of color rich skin tones. Perfect for a subtle glow or full-contoured glam. Comes in a stick format. .6oz*

NYE SFB 01	White	NYE SFB 431	Beige Neutral 1
NYE SFB 015	TV White	NYE SFB 432	Beige Neutral 2
NYE SFB 02	Olive 2	NYE SFB 433	Beige Neutral 3
NYE SFB 04	Olive 4	NYE SFB 50	Golden Brown 1
NYE SFB 06	Olive 6	NYE SFB 51	Golden Brown 2
NYE SFB 08	Olive 8	NYE SFB 61	1W Pale Rose
NYE SFB 10	Olive 10	NYE SFB 62	2W Golden Bisque
NYE SFB 11	Ivory	NYE SFB 63	3W Tawny Peach
NYE SFB 12	Ivory Bisque	NYE SFB 64	4W Rose Tan
NYE SFB 14	Soft Beige	NYE SFB 65	5W Rich Tan
NYE SFB 16	Tan Light	NYE SFB 67	7W Warm Sienna
NYE SFB 203	Neutral Light	NYE SFB 722	Light Tan
NYE SFB 30	Whisper White	NYE SFB 736	Deep Tan
NYE SFB 32	Light Alabaster	NYE SFB 738	Medium Tan
NYE SFB 40	Ultralite	NYE SFB 81	Shinsei Fair
NYE SFB 421	Warm Beige 1	NYE SFB 841	Taupe
NYE SFB 422	Warm Beige 2	NYE SFB 845	Medium Brown

NYE SFB 853	Soft Caramel
NYE SFB 855	Warm Brown 3
NYE SFB 857	Mocha
NYE SFB 863	Espresso
NYE SFB 865	Olive-Brown
NYE SFB 867	Dark Brown
NYE SFB 87	Tawny
NYE SFB 871	Chocolate
NYE SFB 873	Dark Chocolate
NYE SFB 99	Black



### CREME STICK METALLICS FOUNDATIONS \$14.40

*Metallic Creame Stick Foundations have a dazzling shimmer finish. They are perfect for adding highlights and shadows and creating gorgeous fantasy designs.*

.6 oz.

NYE SFBM 901	Gold Metallic
NYE SFBM 903	Silver Metallic
NYE SFBM 905	Bronze Metallic
NYE SFBM 907	Copper Metallic



### Ben Nye Creme Stick Foundations Colors Chart

NYE SFB 01 White	NYE SFB 99 Black	NYE SFB 015 TV White	NYE SFB 30 Whisper White	NYE SFB 32 Light Alabaster	NYE SFB 40 Ultralite	NYE SFB 61 1W Pale Rose	NYE SFB 11 Ivory	NYE SFB 12 Ivory Bisque	NYE SFB 62 2W Golden Bisque	NYE SFB 63 3W Tawny Peach
NYE SFB 64 4W Rose Tan	NYE SFB 432 Beige Neutral 2	NYE SFB 203 Neutral Light	NYE SFB 14 Soft Beige	NYE SFB 02 Olive 2	NYE SFB 04 Olive 4	NYE SFB 06 Olive 6	NYE SFB 16 Tan Light	NYE SFB 421 Warm Beige 1	NYE SFB 422 Warm Beige 2	NYE SFB 431 Beige Neutral 1
NYE SFB 433 Beige Neutral 3	NYE SFB 65 5W Rich Tan	NYE SFB 87 Tawny	NYE SFB 81 Shinsei Fair	NYE SFB 722 Light Tan	NYE SFB 738 Medium Tan	NYE SFB 736 Deep Tan	NYE SFB 08 Olive 8	NYE SFB 10 Olive 10	NYE SFB 841 Taupe	NYE SFB 67 7W Warm Sienna
NYE SFB 853 Soft Caramel	NYE SFB 50 Golden Brown 1	NYE SFB 51 Golden Brown 2	NYE SFB 845 Medium Brown	NYE SFB 857 Mocha	NYE SFB 863 Espresso	NYE SFB 855 Warm Brown 3	NYE SFB 865 Olive-Brown	NYE SFB 871 Chocolate	NYE SFB 873 Dark Chocolate	NYE SFB 867 Dark Brown
NYE SFB 901 Gold Metallic	NYE SFB 903 Silver Metallic	NYE SFB 905 Bronze Metallic	NYE SFB 907 Copper Metallic							

### COLOR CAKE FOUNDATIONS \$14.40

*Water-activated Color Cake make up is popular for face and body. Color Cake's smooth consistency provides excellent coverage, yet is light in texture without chalkiness. Powder is not required. Color Cake is often preferred for oily or sensitive skins and holds up well under heat and perspiration. 1 oz. Expect 25 - 100 applications.*

NYE CC PC 02	Light Ivory	NYE CC PC 1	White
NYE CC PC 021	Bisque	NYE CC PC 11	Tan No. 2
NYE CC PC 022	Ballet White	NYE CC PC 111	Tan No. 3
NYE CC PC 024	Fresh Pink	NYE CC PC 114	Warm Tan

NYE CC PC 13	Natural Fair	NYE CC PC 21	Golden Ebony
NYE CC PC 135	Rosewood	NYE CC PC 23	Black
NYE CC PC 137	Tan Au Lait	NYE CC PC 30	Ecru
NYE CC PC 14	Mocha	NYE CC PC 305	Barely Beige
NYE CC PC 16	Chestnut	NYE CC PC 31	Ciné Fairest
NYE CC PC 17	Clay	NYE CC PC 32	Ciné Fair
NYE CC PC 19	Desert Clay	NYE CC PC 33	Ciné Light Beige
NYE CC PC 1W	Pale Rose	NYE CC PC 34	Ciné Beige
NYE CC PC 2	Porcelain	NYE CC PC 36	Ciné Light Tan
NYE CC PC 20	Olive Sable	NYE CC PC 3W	Tawny Peach





**NYE CC PC 4** Summer Sand  
**NYE CC PC 40** Shinsei Ivory  
**NYE CC PC 41** Shinsei Fair  
**NYE CC PC 42** Chamois

**NYE CC PC 43** Teak  
**NYE CC PC 46** Rose Blush  
**NYE CC PC 47** Creamy Beige  
**NYE CC PC 48** Creamy Peach  
**NYE CC PC 5** Natural No. 1  
**NYE CC PC 51** Natural No. 2  
**NYE CC PC 5W** Rich Tan  
**NYE CC PC 6** Buckskin  
**NYE CC PC 62** Honey  
**NYE CC PC 64** Warm Natural  
**NYE CC PC 7** Rose Beige  
**NYE CC PC 7W** Deep Tan  
**NYE CC PC 87** Natural Tan  
**NYE CC PC 89** Sierra Tan  
**NYE CC PC 9** Tan No. 1

#### DEATH COLORS

**NYE CC PC 8** Blithe Spirit  
**NYE CC PC 840** Death Flesh  
**NYE CC PC 81** Cadaver Grey  
**NYE CC PC 841** Death Straw  
**NYE CC PC 82** Blue Spirit  
**NYE CC PC 842** Pale Vampire  
**NYE CC PC 83** Sallow Green  
**NYE CC PC 843** Frankenstein  
**NYE CC PC 84** Death Purple

#### MATTE FOUNDATIONS

\$10.80

*Matte Foundations provide a versatile blend of high pigmentation and natural coloring in a light, silky smooth texture. .5 oz. Expect 35-60 applications.*



#### WARM TONES

**NYE MF BO 10** Bamboo 10  
**NYE MF BO 12** Bamboo 12  
**NYE MF BO 13** Bamboo 13  
**NYE MF BO 14** Bamboo 14  
**NYE MF BO 15** Bamboo 15  
**NYE MF BO 16** Bamboo 16  
**NYE MF BO 17** Bamboo 17  
**NYE MF BO 18** Bamboo 18  
**NYE MF CE 1** Fairest  
**NYE MF CE 2** Fair  
**NYE MF CE 3** Light Beige  
**NYE MF CE 5** Beige  
**NYE MF CE 9** Tan  
**NYE MF FT 13** Golden Ebony  
**NYE MF IS 1** Special White  
**NYE MF IS 35** Chinois Medium  
**NYE MF MH 02** Almond  
**NYE MF MH 07** Rio Tan  
**NYE MF MH 08** Golden Spice  
**NYE MF MH 10** Coco Sorbet  
**NYE MF MH 11** Brazil Nut  
**NYE MF MH 12** Mojave Bronze  
**NYE MF MH 14** Brown Suede  
**NYE MF MH 16** Semi-Sweet  
**NYE MF MH 17** Tanzania

CC PC 1 White	CC PC 02 Light Ivory	CC PC 1W Pale Rose	CC PC 5 Natural No. 1	CC PC 024 Fresh Pink	CC PC 5W Rich Tan	CC PC 3W Tawny Peach	CC PC 137 Tan Au Lait
CC PC 2 Porcelain	CC PC 30 Ecru	CC PC 305 Barely Beige	CC PC 47 Creamy Beige	CC PC 48 Creamy Peach	CC PC 43 Teak	CC PC 9 Tan No. 1	CC PC 21 Golden Ebony
CC PC 022 Ballet White	CC PC 4 Summer Sand	CC PC 32 Ciné Fair	CC PC 46 Rose Blush	CC PC 51 Natural No. 2	CC PC 7W Deep Tan	CC PC 13 Natural Fair	CC PC 20 Olive Sable
CC PC 021 Bisque	CC PC 40 Shinsei Ivory	CC PC 33 Ciné Light Beige	CC PC 11 Tan No. 2	CC PC 87 Natural Tan	CC PC 6 Buckskin	CC PC 14 Mocha	CC PC 16 Chestnut
CC PC 31 Ciné Fairest	CC PC 41 Shinsei Fair	CC PC 34 Ciné Beige	CC PC 7 Rose Beige	CC PC 114 Warm Tan	CC PC 64 Warm Natural	CC PC 135 Rosewood	CC PC 23 Black
CC PC 36 Ciné Light Tan	CC PC 42 Chamois	CC PC 62 Honey	CC PC 111 Tan No. 3	CC PC 89 Sierra Tan	CC PC 17 Clay	CC PC 19 Desert Clay	

#### Ben Nye Color Cake Foundations Colors Chart

**NYE MF MH 18** Coco Soufflé  
**NYE MF MH 20** Espresso Bean  
**NYE MF MM 497** Pale Honey  
**NYE MF NO 1** Pale Biscotte  
**NYE MF NO 3** Biscotte  
**NYE MF NO 5** Bruleé  
**NYE MF NO 7** Soft Caramel  
**NYE MF SA 1** Au Lait  
**NYE MF SA 11** Espresso  
**NYE MF SA 15** Americano  
**NYE MF SA 17** Dark Chocolate  
**NYE MF SA 2** Golden Latté  
**NYE MF SA 3** Latté  
**NYE MF SA 5** Mocha  
**NYE MF SA 7** Sumatra  
**NYE MF SA 9** Java  
**NYE MF SH 0** Ivory  
**NYE MF SH 1** Fairest  
**NYE MF SH 2** Fair  
**NYE MF SH 3** Medium  
**NYE MF SH 4** Deep

#### COOL TONES

**NYE MF BE 1** Cameo  
**NYE MF BE 3** Natural Beige  
**NYE MF BE 5** Warm Sand  
**NYE MF BEL 001** Bella 001  
**NYE MF BEL 002** Bella 002  
**NYE MF BEL 003** Bella 003  
**NYE MF BEL 004** Bella 004  
**NYE MF BEL 010** Bella 010  
**NYE MF BN 1** Beige Natural 1  
**NYE MF BN 2** Beige Natural 2  
**NYE MF BN 3** Beige Natural 3  
**NYE MF BN 4** Beige Natural 4  
**NYE MF CE 7** Light Tan

**NYE MF CN 0** Ultra  
**NYE MF CN 001** Clair  
**NYE MF CN 002** Barely Beige  
**NYE MF CN 003** True Beige  
**NYE MF CN 010** Très Clair  
**NYE MF EB 1** Naturelle  
**NYE MF EB 6** Naturelle Buff  
**NYE MF FT 8** Mocha Creme  
**NYE MF IS 18** Olive Tan  
**NYE MF IS 3** Pure Ivory  
**NYE MF IS 8** Bare Beige  
**NYE MF IS 41** Soleil  
**NYE MF MH 04** Pecan  
**NYE MF MH 06** Praline  
**NYE MF MM 104** Pale Bisque  
**NYE MF MM 108** Cameo Beige  
**NYE MF MM 112** Silky Peach  
**NYE MF N 1** Fair  
**NYE MF NO 9** Tan Bruleé  
**NYE MF OB 1** Olive Beige 1  
**NYE MF OB 2** Olive Beige 2  
**NYE MF OB 3** Olive Beige 3

#### NEUTRALIZERS & CONCEALERS

*Artists the world-over rely on Ben Nye's unique Neutralizers to conceal facial imperfections.*

#### CONCEALER WHEELS

*Concealers fit in the palm of your hand in compact four-color or economical six-color wheels. All are now formulated for a flawless natural finish that needs little powder.*

**Conceal-All Wheel** 4 colors, .5 oz.

**NYE NK 1** \$13.50



### Total Conceal-All

**Wheel** 6 colors, 1 oz.  
**NYE NK 11** \$25.20  
**Cover-All Wheel** 4 colors, .5 oz.  
**NYE SK 1** \$13.50

**Total Cover-All Wheel** 6 colors, 1 oz.  
**NYE SK 100** \$25.20  
**Total Cover-All II Wheel** 6 colors, 1 oz.  
**NYE SK 200** \$25.20  
**Tattoo Cover Wheel** 4 colors, .5 oz.  
**NYE SK 11** \$13.50  
**Creme Highlight Wheel** 4 shades, .5 oz.  
**NYE SK 2** \$13.50  
**Creme Shadow Wheel** 4 shades, .5 oz.  
**NYE SK 3** \$13.50  
**Mojave Adjuster** 6 colors, 1 oz.  
**NYE SK 1** \$13.50

### CONCEALER PALETTES

Palettes feature the most popular shades of concealers and adjusters. Ideal for use in bridal, fashion, film, television, and photography.

**Concealer-Refillable** 12 colors, 1.8 oz.  
**NYE NKP 12** \$43.20  
**Concealer & Adjuster** 18 colors, 2.5 oz.  
**NYE HDAP 1** \$63.00

### INDIVIDUAL UNITS \$7.65

Individual units are .3 oz. Expect to have 25-80 applications each.



#### Mellow Yellow

Effectively conceal red-hued blemishes, scars, capillaries, and tattoos.

**NYE MY 1** Fair  
**NYE MY 11** Medium  
**NYE MY 2** Normal  
**NYE MY 4** Original

#### Red Neutralizers

Specifically designed to conceal intense redness due to bruising, acne, birthmarks, or capillaries.

**NYE NR 1** Red Neutralizer No. 1  
**NYE NR 2** Red Neutralizer No. 2  
**NYE NR 3** Red Neutralizer No. 3

#### Mellow Orange

Neutralizes blue/greens including veins, tattoos, bruises, and deep under-eye discolorations.

**NYE MO 11** Lite  
**NYE MO 2** Medium

#### Blue Neutralizer

Neutralizes blue/greens including veins, tattoos, and bruises.

**NYE NB 1** No. 1  
**NYE NB 3** No. 3  
**NYE NB 2** No. 2

### Coverette Cover-Up \$7.65

Covers scar tissue, birthmarks, vitiligo, and post-op skin discolorations. Blends easily on most skin tones. .3 oz. Expect 50 - 200

applications.

**NYE CC 0** Ultralite  
**NYE CC 1** Ultra Fair  
**NYE CC** Fair  
**NYE CC 3** Medium

### EYE ACCENTS

#### Liquid Eye Liner \$8.10

Easily lines eyes with smudge and water-resistant, creamy, highly pigmented formula. .38 oz. Expect 35-100 applications.

**NYE LE 0** White  
**NYE LE 2** Dark Brown  
**NYE LE 1** Ebony



#### Eye Liner Pencils \$9.00

Pencils offer eye appealing opacity in a moist, creamy texture. Smudge with a brush or swab for a softer, subtle line. Powder lightly for added durability. 4.75" length. Expect 50 - 175 applications.

**NYE EP 85** Espresso  
**NYE EP 90** Onyx



#### Eyebrow Pencils \$6.30

Quickly enhance brow contours. Moist, yet firm texture holds a precise point when sharpened. 7" length, .05 oz. Expect 50-200 applications.

**NYE EP 0** White  
**NYE EP 1** Light Brown  
**NYE EP 2** Auburn  
**NYE EP 3** Taupe  
**NYE EP 4** Medium Brown  
**NYE EP 5** Dark Brown  
**NYE EP 7** Black Brown  
**NYE EP 9** Black

#### Mascara \$9.00

Mascara provides both volume and length in a rich and creamy formula that won't run or flake throughout the day. .31 oz. Expect 75 - 150 applications.

**NYE LM 0** White  
**NYE LM 1** Black  
**NYE LM 2** Dark Brown  
**NYE LM 3** Clear

#### Eye Shadows \$10.80



Shadows provide a vast spectrum of richly pigmented neutral and bright shades

with a matte finish for accenting the eye and face. .12oz. Expect 30-150 applications.

**NYE ES 30** White  
**NYE ES 302** Vanilla  
**NYE ES 31** Toast

### NYE ES 312

Banana  
**NYE ES 314** Shell  
**NYE ES 318** Au Naturelle  
**NYE ES 319** Honey  
**NYE ES 32** Santa Fe

**NYE ES 332** Misty Lilac  
**NYE ES 34** Taupe  
**NYE ES 35** Cobblestone  
**NYE ES 36** Smokey Taupe  
**NYE ES 37** Mink Stole  
**NYE ES 391** Apricot  
**NYE ES 40** Spice  
**NYE ES 50** Cork  
**NYE ES 52** Mocha  
**NYE ES 538** Coco Brown  
**NYE ES 54** Dark Brown  
**NYE ES 56** Espresso  
**NYE ES 57** Twilight Sable  
**NYE ES 59** Rich Suede  
**NYE ES 595** Black Brown  
**NYE ES 62** Mossberry  
**NYE ES 66** Lemon  
**NYE ES 67** Green Leaf  
**NYE ES 68** Shamrock  
**NYE ES 69** Caribbean  
**NYE ES 71** Turquoise  
**NYE ES 72** Raisin  
**NYE ES 75** Black Plum  
**NYE ES 76** Burgundy  
**NYE ES 78** Brownberry  
**NYE ES 782** Eggplant  
**NYE ES 784** Crushed Grape  
**NYE ES 80** Deep Violet  
**NYE ES 81** Lavender Dusk  
**NYE ES 82** Royal Purple  
**NYE ES 84** Bahama Blue  
**NYE ES 85** Blue Lagoon  
**NYE ES 86** Twilight Blue  
**NYE ES 88** Celestial Blue  
**NYE ES 89** Denim  
**NYE ES 90** Navy Blue  
**NYE ES 91** Indigo  
**NYE ES 93** Cinderella Blue  
**NYE ES 95** Blue Grey  
**NYE ES 96** Lilac Grey  
**NYE ES 97** Greystone  
**NYE ES 98** Graphite  
**NYE ES 99** Black

### Pearl Sheens \$9.00

Compact pearlescent brilliant shadows with a silky texture that deliver stunning shimmers. .6oz. Expect 150-250 applications.

**NYE PS 1** White  
**NYE PS 12** Mango  
**NYE PS 13** Walnut

**NYE PS 14** Copper  
**NYE PS 15** Gold  
**NYE PS 16** White Gold







**NYE PS 18** Bronze  
**NYE PS 19** Silver Grey  
**NYE PS 20** Sea Blue  
**NYE PS 21** Charcoal

**NYE PS 22** Turquoise  
**NYE PS 301** Moonlight  
**NYE PS 303** Sandstorm  
**NYE PS 310** Sun Goddess  
**NYE PS 312** Umber Glow  
**NYE PS 315** Hot Mango  
**NYE PS 320** Sizzleberry  
**NYE PS 325** Naughty Berry  
**NYE PS 330** Lilac Fizz  
**NYE PS 340** Green Envy  
**NYE PS 350** Tahitian Teal  
**NYE PS 360** Deep Cove  
**NYE PS 380** Electric Eel  
**NYE PS 385** Galaxy Dust  
**NYE PS 395** Nightclub  
**NYE PS 5** Ultra Violet  
**NYE PS 6** Sapphire  
**NYE PS 9** Rose

## LUMIERE

Turn up the volume for beauty and fantasy with luminescent Lumiere and colors. Listed below are a few items from this Ben Nye line. Other items are available by special order.

### Lumiere Creme Wheel **NYE LW** \$21.60

Six shimmering shades: Sun Yellow, Jade, Persimmon, Cosmic Blue, Royal Purple, and Ice for beauty or fantasy accents. 1 oz. Expect 3-80 applications per shade.

### Lumiere Grande Colour Palettes **NYE LX** \$54.00

Color assortments for beauty, fantasy or face and body painting. Brush included. .72 oz. Expect 50-100 applications per shade.

**NYE ESP 93** Metallics, 8 colors

**NYE ESP 94** Brilliants, 8 colors

**NYE LUK 12** 12-color palette

### Lumiere Grande Colour **NYE LX** \$10.80

Lumiere Grande Colours deliver intensely pigmented iridescent and shimmer tones for the face and body. .09 oz. Expect 50-150 applications.



**NYE LU 1** Ice  
**NYE LU 10** Jade  
**NYE LU 11** Turquoise  
**NYE LU 12** Cosmic Blue  
**NYE LU 13** Royal Purple  
**NYE LU 14** Amethyst  
**NYE LU 15** Persimmon  
**NYE LU 155** Cherry Red  
**NYE LU 16** Azalea  
**NYE LU 17** Cosmic Violet

**NYE LU 18** Golden Apricot  
**NYE LU 19** Peacock  
**NYE LU 2** Ice Gold  
**NYE LU 20** Starry Night  
**NYE LU 21** Indian Copper  
**NYE LU 22** Rose Gold  
**NYE LU 3** Aztec Gold  
**NYE LU 4** Silver  
**NYE LU 5** Bronze  
**NYE LU 6** Sun Yellow  
**NYE LU 7** Tangerine  
**NYE LU 8** Chartreuse  
**NYE LU 9** Mermaid Green

### Lumiere Luxe Powder **NYE LX** \$10.80

Luxe Powders are pearlescent pure pigments used to create marvelously dazzling effects on the face, eyes, lips, and body. .21 oz. Expect 25-150 applications.

**NYE LX 1** Ice  
**NYE LX 10** Jade  
**NYE LX 11** Turquoise  
**NYE LX 12** Cosmic Blue  
**NYE LX 13** Royal Purple  
**NYE LX 14** Amethyst  
**NYE LX 15** Persimmon  
**NYE LX 155** Cherry Red  
**NYE LX 16** Azalea  
**NYE LX 17** Cosmic Violet  
**NYE LX 18** Golden Apricot  
**NYE LX 19** Peacock  
**NYE LX 2** Iced Gold  
**NYE LX 22** Rose Gold  
**NYE LX 3** Aztec Gold  
**NYE LX 4** Silver  
**NYE LX 5** Bronze  
**NYE LX 6** Indian Copper  
**NYE LX 61** Sun Yellow  
**NYE LX 7** Tangerine  
**NYE LX 8** Chartreuse  
**NYE LX 9** Mermaid Green

### Lumiere Ultra Luxe Powder **NYE LX** \$21.60

Ultra Luxe Powders can be utilized to provide regal highlights and super-saturated glimmering black tones. .5 oz. Expect 60-120 applications.

**NYE LX 101** Ultra Bright

**NYE LX 201** Black Lustre

### Lumiere Lux Sparkle Powder **NYE LX** \$11.70

Luxe Sparkle adds glitter to the Luxe powder. Mix Sparkle powder with LiquiSet to produce a durable luminescent paint. .28 oz. Expect 10-100 applications.

**NYE LXS 12** Cosmic Blue  
**NYE LXS 16** Azalea  
**NYE LXS 17** Cosmic Violet  
**NYE LXS 2** Iced Gold  
**NYE LXS 20** Starry Night  
**NYE LXS 4** Silver  
**NYE LXS 61** Sun Yellow  
**NYE LXS 9** Mermaid

## CHEEK & LIP COLORS

### Powder Blush **NYE DR** \$10.80

Dust on lightly for a natural glow or apply deeper hues beneath the cheeks for dramatic contouring. .12 oz. Expect 25-150 applications.

**NYE DR 1** Flame Red

**NYE DR 10** Chestnut

**NYE DR 11** Passion

**NYE DR 110** Purple

**NYE DR 111** Purple

**NYE DR 111** Purple

**NYE DR 111** Purple

**NYE DR 111** Purple

**NYE DR 111** Purple

**NYE DR 111** Purple

**NYE DR 111** Purple

**NYE DR 111** Purple

**NYE DR 111** Purple

**NYE DR 111** Purple

**NYE DR 111** Purple

**NYE DR 111** Purple

**NYE DR 111** Purple

**NYE DR 111** Purple

**NYE DR 111** Purple

**NYE DR 111** Purple

**NYE DR 111** Purple

**NYE DR 111** Purple

**NYE DR 111** Purple

**NYE DR 111** Purple

**NYE DR 111** Purple

**NYE DR 111** Purple

**NYE DR 111** Purple

**NYE DR 111** Purple

**NYE DR 111** Purple

**NYE DR 111** Purple

**NYE DR 111** Purple

**NYE DR 111** Purple

**NYE DR 111** Purple

**NYE DR 111** Purple

**NYE DR 111** Purple

**NYE DR 111** Purple

**NYE DR 111** Purple

**NYE DR 111** Purple

**NYE DR 111** Purple

**NYE DR 111** Purple

**NYE DR 111** Purple

**NYE DR 111** Purple

**NYE DR 111** Purple

**NYE DR 111** Purple

**NYE DR 111** Purple

**NYE DR 111** Purple

**NYE DR 111** Purple

**NYE DR 111** Purple

**NYE DR 111** Purple

**NYE DR 111** Purple

**NYE DR 111** Purple

**NYE DR 111** Purple

**NYE DR 111** Purple

**NYE DR 111** Purple

**NYE DR 111** Purple

**NYE DR 111** Purple

**NYE DR 111** Purple

**NYE DR 111** Purple

**NYE DR 111** Purple

**NYE DR 111** Purple

**NYE DR 111** Purple

**NYE DR 111** Purple



### Creme Rouge **NYE CR** \$7.20

Highly pigmented colors to accentuate radiance on cheeks and to alter or deepen facial contours. .25 oz., Expect 35-125 applications.

**NYE CR 0** Carnation Pink

**NYE CR 01** Petal Pink

**NYE CR 03** Just Mauvey

**NYE CR 1** Red

**NYE CR 11** Red Velvet

**NYE CR 2** Dusty Rose

**NYE CR 23** Pink Blush

**NYE CR 25** Sunset Coral

**NYE CR 3** Sandy Rose

**NYE CR 31** Adobe Rose

**NYE CR 38** Dusty Mauve

**NYE CR 4** Raspberry

**NYE CR 41** Fuchsia Pink

**NYE CR 42** Fuchsia

**NYE CR 43** Juicy Plum

**NYE CR 7** Coral

<b>NYE CR 76</b>	Island Coral	
<b>NYE CR 78</b>	Rust Coral	
<b>NYE CR 8</b>	Blush Coral	
<b>NYE CR 95</b>	Reddish-Brown	
<b>NYE CR 100</b>	Creme Rouge Wheel,	
	6 colors	\$25.20

### Classic Lip Pencils \$6.30

*Pencils are well suited for traditional theatrical staging, formulated in a rich creamy texture for excellent coverage to outline or color the lips. 7" length, .05 oz. Expect 50-175 applications.*

<b>NYE LP 19</b>	Scarlet Red
<b>NYE LP 24</b>	Plum
<b>NYE LP 26</b>	Brandy
<b>NYE LP 28</b>	Maroon
<b>NYE LP 30</b>	Plum Rose
<b>NYE LP 32</b>	Brick Red
<b>NYE LP 34</b>	Coco Cherry
<b>NYE LP 36</b>	Cabernet

### Lip Colour Pencils \$9.00



*Luscious moist pencils effortlessly contour lips or easily color them completely. 7" length, .065 oz.*

*Expect 50-175 applications.*

<b>NYE LP 120</b>	Really Red
<b>NYE LP 127</b>	Nude
<b>NYE LP 129</b>	Mahogany
<b>NYE LP 130</b>	Burgundy
<b>NYE LP 131</b>	Wine Berry

<b>NYE LP 132</b>	Currant
<b>NYE LP 134</b>	Natural
<b>NYE LP 135</b>	Spice
<b>NYE LP 136</b>	Rosewood
<b>NYE LP 138</b>	Cocoa Spice
<b>NYE LP 140</b>	Vino
<b>NYE LP 142</b>	Salsa
<b>NYE LP 143</b>	Chocoholic
<b>NYE LP 144</b>	Rum Raisin
<b>NYE LP 145</b>	Ginger Snap
<b>NYE LP 146</b>	Berry Brown
<b>NYE LP 147</b>	Mystic Plum
<b>NYE LP 148</b>	Beet Red
<b>NYE LP 149</b>	Cherry Pop
<b>NYE LP 150</b>	French Roast
<b>NYE LP 151</b>	Super Pink
<b>NYE LP 152</b>	Tea Rose

### Lipsticks \$12.60

*Moist, creamy and highly saturated for vibrant, long lasting wear. .015 oz. Expect 30-125 applications.*

<b>NYE LS 10</b>	Bordeaux
<b>NYE LS 11</b>	Desert Rose
<b>NYE LS 12</b>	Natural Brown
<b>NYE LS 13</b>	Magenta
<b>NYE LS 14</b>	True Red
<b>NYE LS 15</b>	Siren Red
<b>NYE LS 16</b>	Ruby Red
<b>NYE LS 17</b>	Black
<b>NYE LS 19</b>	Mocha Rose
<b>NYE LS 2</b>	Hot Pink
<b>NYE LS 23</b>	Boysenberry
<b>NYE LS 26</b>	Primrose
<b>NYE LS 3</b>	Coral
<b>NYE LS 31</b>	Hot Coral
<b>NYE LS 32</b>	Rose Glaze

<b>NYE LS 33</b>	Marilyn Red
<b>NYE LS 34</b>	Russian Red
<b>NYE LS 35</b>	Vampira
<b>NYE LS 38</b>	Shimmer Ice
<b>NYE LS 4</b>	Dusty Rose
<b>NYE LS 41</b>	Cotton Candy
<b>NYE LS 47</b>	First Blush
<b>NYE LS 48</b>	Watermelon
<b>NYE LS 5</b>	Garnet
<b>NYE LS 50</b>	Poppy
<b>NYE LS 51</b>	Cherryberry
<b>NYE LS 52</b>	Pink Tart
<b>NYE LS 55</b>	Nudie
<b>NYE LS 56</b>	Blushable
<b>NYE LS 57</b>	Doe-A-Deer
<b>NYE LS 58</b>	Peachy Keen
<b>NYE LS 59</b>	Gypsy Rose
<b>NYE LS 6</b>	Plum Pink
<b>NYE LS 60</b>	Wild Violet
<b>NYE LS 61</b>	Twilight
<b>NYE LS 62</b>	Wicked Plum
<b>NYE LS 63</b>	Red Coat (Matte)
<b>NYE LS 64</b>	Candy Pink
<b>NYE LS 65</b>	Just Nude
<b>NYE LS 66</b>	Purely Nude
<b>NYE LS 67</b>	Bare Mauve
<b>NYE LS 68</b>	Modesty
<b>NYE LS 69</b>	Flamenco Red
<b>NYE LS 7</b>	Natural
<b>NYE LS 70</b>	Firey Red
<b>NYE LS 71</b>	Rebel Red
<b>NYE LS 72</b>	Blazing Red
<b>NYE LS 8</b>	Cranberry
<b>NYE LS 9</b>	Plum



### Ben Nye Lipsticks Colors Chart

<b>NYE LS 65</b> Just Nude	<b>NYE LS 7</b> Natural	<b>NYE LS 59</b> Gypsy Rose	<b>NYE LS 48</b> Watermelon	<b>NYE LS 11</b> Desert Rose	<b>NYE LS 14</b> True Red	<b>NYE LS 23</b> Boysenberry
<b>NYE LS 55</b> Nudie	<b>NYE LS 19</b> Mocha Rose	<b>NYE LS 4</b> Dusty Rose	<b>NYE LS 41</b> Cotton Candy	<b>NYE LS 31</b> Hot Coral	<b>NYE LS 33</b> Marilyn Red	<b>NYE LS 61</b> Twilight
<b>NYE LS 47</b> First Blush	<b>NYE LS 12</b> Natural Brown	<b>NYE LS 2</b> Hot Pink	<b>NYE LS 32</b> Rose Glaze	<b>NYE LS 3</b> Coral	<b>NYE LS 16</b> Ruby Red	<b>NYE LS 60</b> Wild Violet
<b>NYE LS 58</b> Peachy Keen	<b>NYE LS 26</b> Primrose	<b>NYE LS 52</b> Pink Tart	<b>NYE LS 6</b> Plum Pink	<b>NYE LS 50</b> Poppy	<b>NYE LS 34</b> Russian Red	<b>NYE LS 62</b> Wicked Plum
<b>NYE LS 56</b> Blushable	<b>NYE LS 9</b> Plum	<b>NYE LS 13</b> Magenta	<b>NYE LS 51</b> Cherryberry	<b>NYE LS 15</b> Siren Red	<b>NYE LS 5</b> Garnet	<b>NYE LS 17</b> Black

### Lip Gloss \$8.55

*Versatile tints add high shine and a wash of color to bare lips or over lip color. .25 oz. Expect 35-80 applications.*

<b>NYE LGS 01</b>	Natural
<b>NYE LGS 03</b>	Champagne
<b>NYE LGS 10</b>	Nude
<b>NYE LGS 15</b>	Bubblegum
<b>NYE LGS 18</b>	Cherry Baby
<b>NYE LGS 21</b>	Apricot Glaze
<b>NYE LGS 24</b>	Gold Glaze
<b>NYE LGS 28</b>	Pewter Glaze

### Creme Highlights \$7.20

*Apply to improve, correct or change facial features. .25 oz. Expect 35-125 applications.*

<b>NYE CH 0</b>	Ultralite
<b>NYE CH 00</b>	Banana Light
<b>NYE CH 01</b>	Natural Lite
<b>NYE CH 02</b>	Palest Pink
<b>NYE CH 1</b>	Extra Lite
<b>NYE CH 2</b>	Lite
<b>NYE CH 3</b>	Banana
<b>NYE CH 32</b>	Sand
<b>NYE CH 42</b>	Camel
<b>NYE CH 45</b>	Hazelnut

### Creme Brown Shadows \$7.20

*Improve or distort facial features. .25 oz. Expect 35-125 applications.*

<b>NYE CS 10</b>	Taupe
------------------	-------





**NYE CS 11**  
Natural Brown  
**NYE CS 12**  
Neutral  
**NYE CS 21**  
Medium Brown  
**NYE CS 3**  
Character Shadow

**NYE CS 4** Dark Brown  
**NYE CS 41** Olive-Brown  
**NYE CS 5** Extra Dark  
**NYE CS 51** Rich Brown  
**NYE CS 6** Midnite Brown  
**NYE CS 8** Cool Black

### Primary Creme Colors \$7.20

*Richly pigmented colors are ideal primary or secondary accent shades to create whimsical, dramatic, animal, clown or fantasy. Apply to bare skin. A few colors may temporarily stain skin. .25 oz. Expect 35-125 applications.*

**NYE CL 1** White  
**NYE CL 10** Dark Sunburn  
**NYE CL 11** Cinnamon  
**NYE CL 12** Copper Brown  
**NYE CL 13** Fire Red  
**NYE CL 130** Special Red  
**NYE CL 131** Fresh Cut  
**NYE CL 14** Blood Red  
**NYE CL 15** Maroon  
**NYE CL 16** Vivid Violet  
**NYE CL 17** Misty Violet  
**NYE CL 18** Purple  
**NYE CL 19** Blue  
**NYE CL 191** Cosmic Blue  
**NYE CL 2** Forest Green  
**NYE CL 20** Turquoise  
**NYE CL 21** Peacock Blue  
**NYE CL 211** Kelly Green  
**NYE CL 22** Sky Blue  
**NYE CL 23** Blue-Grey  
**NYE CL 25** Steel Grey  
**NYE CL 26** Grey  
**NYE CL 27** Beard Stipple  
**NYE CL 28** Coal  
**NYE CL 29** Black  
**NYE CL 3** Green  
**NYE CL 31** Army Green  
**NYE CL 32** Lime Green  
**NYE CL 33** Gecko Green  
**NYE CL 4** Bright Pink  
**NYE CL 5** Yellow  
**NYE CL 6** Goldenrod  
**NYE CL 61** Desert Tan  
**NYE CL 7** Orange  
**NYE CL 70** Special Orange  
**NYE CL 8** Mauve  
**NYE CL 9** Sunburn Stipple

## FACE POWDERS

### Classic Translucent Face Powders

*Sets creme makeups for a durable, soft matte finish. Expect 35-100 applications per 1 oz.*

#### Fair Translucent

**NYE MP 1** .9 oz. \$7.20



### Ben Nye Primary Creme Colors Chart

**NYE TP 1** 1.5 oz. shaker bottle \$9.00  
**NYE TP 2** 3 oz. shaker bottle \$10.80  
**NYE TP 21** 8 oz. jar \$23.40

#### Neutral Set

**NYE MP 2** .9 oz. \$7.20  
**NYE TP 5** 1.5 oz. shaker bottle \$9.00  
**NYE TP 6** 3 oz. shaker bottle \$10.80  
**NYE TP 61** 8 oz. jar \$23.40

#### Pretty Pink Translucent

**NYE TP 89** 1.5 oz. shaker bottle \$9.00  
**NYE TP 9** 3 oz. shaker bottle \$10.80  
**NYE TP 91** 8 oz. jar \$23.40

#### Chestnut Translucent

**NYE TP 42** 1.5 oz. shaker bottle \$9.00  
**NYE TP 43** 3 oz. shaker bottle \$10.80

#### Coco Tan Translucent

**NYE TP 44** 1.5 oz. shaker bottle \$9.00  
**NYE TP 45** 3 oz. shaker bottle \$10.80

#### Sienna Translucent

**NYE TP 47** 1.5 oz. shaker bottle \$9.00  
**NYE TP 48** 3 oz. shaker bottle \$10.80

#### Ebony Translucent

**NYE TP 52** 1.5 oz. shaker bottle \$9.00  
**NYE TP 53** 3 oz. shaker bottle \$10.80

#### Super White

*Contains bright white pigment to brighten white, porcelain, and other very fair shades.*  
**NYE MP 3** .9 oz. \$7.20  
**NYE TP 7** 1.5 oz. shaker bottle \$9.00  
**NYE TP 8** 3 oz. shaker bottle \$10.80  
**NYE TP 81** 8 oz. jar \$23.40

### Shimmer Powders \$12.15

*Sheer colors with fine finish. Dust powder over high points of the face for a shimmer sparkle.*

.53 oz. container. Expect 100-250 applications for face; 24 or more for body.

**NYE SHP 1** Cameo Shimmer  
**NYE SHP 3** Rose Shimmer  
**NYE SHP 5** Banana Shimmer

**NYE SHP 7** Bronze Shimmer

## MAGICOLOR PAINT & GLITTER

### MagiCake Aqua Paints \$14.40

*Ideal for face painting, masquerade, fantasy, and animal designs. Apply with wet brush or sponge. Paints dry water resistant and are removed with soap and water or Hydra Cleanse .9 oz. Expect 100-200 applications.*

**NYE LA 1** Cloud White  
**NYE LA 10** Marigold  
**NYE LA 102** Mustard Seed  
**NYE LA 104** Burnt Pumpkin  
**NYE LA 108** Lime Green  
**NYE LA 11** Emerald Green  
**NYE LA 110** Gecko Green  
**NYE LA 112** Kelly Green  
**NYE LA 12** Tropical Green  
**NYE LA 122** Split Pea  
**NYE LA 129** Royal Purple  
**NYE LA 13** Vivid Violet  
**NYE LA 135** Light Lavender  
**NYE LA 138** Berry Bright  
**NYE LA 14** Magenta  
**NYE LA 15** Passion Pink  
**NYE LA 16** Hot Pink  
**NYE LA 165** Bazooka Pink  
**NYE LA 17** Bright Orange  
**NYE LA 19** Rust  
**NYE LA 192** Natural  
**NYE LA 193** Neutral  
**NYE LA 195** Honey Brown  
**NYE LA 21** Warm Brown  
**NYE LA 23** Grey  
**NYE LA 24** Misty Violet  
**NYE LA 25** Ultra Lite



<b>NYE LA 251</b>	Linen	
<b>NYE LA 253</b>	Toast	
<b>NYE LA 26</b>	Brown-Black	
<b>NYE LA 3</b>	Licorice Black	
<b>NYE LA 4</b>	Fire Red	
<b>NYE LA 5</b>	Bright Red	
<b>NYE LA 52</b>	Cranberry	
<b>NYE LA 6</b>	Calypso Blue	
<b>NYE LA 61</b>	Stormy Blue	
<b>NYE LA 62</b>	Cosmic Blue	
<b>NYE LA 63</b>	Lagoon	
<b>NYE LA 65</b>	Marine Blue	
<b>NYE LA 7</b>	Azure Blue	
<b>NYE LA 8</b>	Turquoise	
<b>NYE LA 80</b>	Caribbean	
<b>NYE LA 81</b>	Tahitian Blue	
<b>NYE LA 82</b>	Seafoam	
<b>NYE LA 89</b>	Maize	
<b>NYE LA 9</b>	Sunshine Yellow	
<b>NYE CFK 12</b>	Classic Palette, 12 colors	\$43.20
<b>NYE CFK 14</b>	Creature Palette, 12 colors	\$43.20
<b>NYE CFK 16</b>	Special FX Palette, 12 colors	\$43.20
<b>NYE CFK 18</b>	Fantasy Palette, 12 colors	\$43.20
<b>NYE CFK 6</b>	Primary Palette, 6 colors	\$25.20

**Aqua Glitter** \$9.00  
Just shake and apply over makeup or directly to face, hair, and body. Dries to a flake-resistant finish. 1 fl. oz. Expect 20-60 applications.

<b>NYE AG 1</b>	Gold
<b>NYE AG 10</b>	Copper
<b>NYE AG 11</b>	Galactic Violet
<b>NYE AG 2</b>	Silver
<b>NYE AG 8</b>	Neon Green
<b>NYE AG 4</b>	Blue
<b>NYE AG 5</b>	Fuchsia
<b>NYE AG 6</b>	Green
<b>NYE AG 7</b>	Purple
<b>NYE AG 3</b>	Red

### Glitz It Glitter Gel

Holographic Opal Ice glitter in an invisible gel that quickly dries to a matte finish. Expect 3-50 applications per oz.

**NYE GG 1** 1 oz \$9.00

### Sparklers Glitter

\$6.30



Glow with glitter. Press Sparklers into unpowdered creme makeup, or lightly sprayed LiquiSet Sealer. .14 oz. Expect 10-50 applications.

<b>NYE MD 1</b>	Opal Ice
<b>NYE MD 10</b>	Silver Prism
<b>NYE MD 11</b>	Black Diamond
<b>NYE MD 12</b>	Copper
<b>NYE MD 13</b>	Galactic Violet
<b>NYE MD 2</b>	Fire Red
<b>NYE MD 3</b>	Gold
<b>NYE MD 310</b>	Gold Prism
<b>NYE MD 4</b>	Silver
<b>NYE MD 5</b>	Royal Blue
<b>NYE MD 6</b>	Fuchsia
<b>NYE MD 7</b>	Emerald Green
<b>NYE MD 8</b>	Brilliant Purple
<b>NYE MD 9</b>	Neon Green

### MagiColor Creme Pencils \$5.40

Creamy texture for clowning, face painting, animal and fantasy. .04 oz. Expect 3-75 applications.

<b>NYE MC 1</b>	Black
<b>NYE MC 11</b>	Bright Orange
<b>NYE MC 14</b>	Warm Brown
<b>NYE MC 15</b>	Character Shadow
<b>NYE MC 18</b>	Misty Violet
<b>NYE MC 19</b>	Cosmic Blue
<b>NYE MC 2</b>	Fire Red
<b>NYE MC 20</b>	Turquoise

<b>NYE MC 23</b>	Kelly Green
<b>NYE MC 3</b>	Ruby Red
<b>NYE MC 4</b>	White
<b>NYE MC 5</b>	Blue
<b>NYE MC 8</b>	Violet



### CLOWN WHITE

Highly pigmented stunning white formula.

Expect 5-10 faces per 1 oz.

<b>NYE CW 1</b>	.65 oz.	\$5.40
<b>NYE CW 2</b>	1.75 oz.	\$7.20
<b>NYE CW 3</b>	3 oz.	\$9.00
<b>NYE CW 4</b>	8 oz.	\$16.20
<b>NYE CW 5</b>	16 oz.	\$21.60

### EFFECTS WHEELS & COLORS

F/X Wheels are a remarkable artistic resource to create burns, bruises, aging, and other character effects. Red and purple shades are formulated in a high-intensity "ultimate effect" formula.

Achieve a thin "stain" by blending with several drops of alcohol on a brush. Set with Neutral Set Powder, followed by a light spray of Final Seal for extra durability. Wheels are .5 oz and contain 4 colors. Expect 50-300 designs per .5oz.

<b>NYE CK 1</b>	Bruises	\$13.50
<b>NYE CK 11</b>	Old Character I	\$13.50
<b>NYE CK 13</b>	Old Character II	\$13.50
<b>NYE CK 15</b>	Camouflage	\$13.50
<b>NYE CK 3</b>	Cuts & Bruises	\$13.50
<b>NYE CK 4</b>	Bruises & Abrasions	\$13.50
<b>NYE CK 5</b>	Burns & Blisters	\$13.50
<b>NYE CK 7</b>	Age Stipple	\$13.50
<b>NYE CK 8</b>	Age Effects	\$13.50
<b>NYE CK 9</b>	Severe Exposure	\$13.50

### Ben Nye Effects Wheels Chart



NYE CK 1 Bruises



NYE CK 3 Cuts & Bruises



NYE CK 4 Bruise & Abrasions



NYE CK 5 Burns & Blisters



NYE CK-7 Age Stipple



NYE CK 8 Age Effects



NYE CK 9 Severe Exposure



NYE CK 11 Old Character I



NYE CK 13 Old Character II



NYE CK-15 Camouflage





## Professional Wheels

*Pro Creme Wheels provide professionals with unlimited character options. All can be layered for intensity and thinned with alcohol to create a translucent wash. Blood shades are great to simulate various subtle injuries (fresh or healing). Set with Neutral Set Colorless Powder. Wheels are 1 oz. Expect 100-600 designs per 1oz.*

## Creme Character

**Wheels \$21.60**

### NYE DW

Death Wheel, 6 colors

### NYE MW

Monster Wheel, 6 colors

### NYE RB

Red, White & Black Wheel, 3 colors

### NYE RW

Rainbow Wheel, 4 colors

### NYE ZW

Zombie Wheel, 6 colors

## Pro FX Wheels

**\$21.60**

**NYE EW 1** Pro Bruises, 4 colors

**NYE EW 3** Pro Cuts & Bruise, 4 colors

**NYE EW 4** Master Bruise, 6 colors

**NYE EW 41** Pro Bruises & Abrasions, 4 colors

**NYE EW 5** Burns & Blisters, 4 colors

**NYE EW 7** Trauma Simulation, 3 colors

**NYE EW 9** Bald Cap Stipple, 4 colors

**NYE FW** Fireworks Fantasy, 6 colors

**NYE KW** Camouflage, 4 colors

**NYE MDW** Master Disaster, 6 colors

## Creme Character Bases

**\$5.40**

*Unique character shades. .5 oz, Expect 10-35 designs.*

**NYE CB 1** Vampira

**NYE CB 2** Vampire

**NYE CB 3** Skeleton

**NYE CB 4** Old Character

**NYE CB 6** Witch

**NYE CB 7** Werewolf Brown

**NYE CB 8** Ghoul Grey

## F/X Creme Colors

**\$7.65**

*Ideal for creating visually impactful injury simulations, dramatic makeup designs, and adding subtle character details. The unique pigmentation to these cremes make it possible*



NYE MDW Master Disaster



NYE ZW Zombie Wheel



NYE MW Monster Wheel



NYE DW Death Wheel



NYE EW 1 Pro Bruises Wheel



NYE EW 3 Pro Cuts & Bruises



NYE EW 4 Master Bruise



NYE EW 41 Pro Bruise & Abrasions



NYE EW 5 Pro Burns & Blisters



NYE EW 7 Trauma Simulation



NYE RW Rainbow Wheel



NYE RB Red, White & Black

## Ben Nye Professional Wheels Chart

*to apply colors opaque or blended deeply into the skin providing hyper-realistic effects. .3 oz. Expect 50-250 applications.*

**NYE FX 0** White

**NYE FX 00** Ultralite

**NYE FX 1** Medium Plum

**NYE FX 10** Sapphire Blue

**NYE FX 11** Sallow Green

**NYE FX 12** Chrome Yellow

**NYE FX 121** Goldenrod

**NYE FX 13** Capillary Stipple

**NYE FX 14** Bile

**NYE FX 15** Liver Spot

**NYE FX 17** Freckle Spot

**NYE FX 19** Age Spot

**NYE FX 192** Character Shadow

**NYE FX 2** Bruise

**NYE FX 3** Burnt Coral

**NYE FX 31** Fire Red

**NYE FX 32** Dried Blood

**NYE FX 321** Dark Sunburn

**NYE FX 33** Blood Red

**NYE FX 34** Fresh Cut

**NYE FX 35** Dark Crimson

**NYE FX 4** Charcoal Blue

**NYE FX 5** Dark Burgundy

**NYE FX 51** Maroon

**NYE FX 6** Purple

**NYE FX 7** Midnite Violet

**NYE FX 72** Black & Blue

**NYE FX 77** Dark Brown

**NYE FX 78** Beard Stipple

**NYE FX 8** Black

**NYE FX 9** Grey Purple

**NYE FX 91** Vein

**NYE FX 97** Blue

## HAIR & BODY COLORS

### Liquid Hair Colors



*Apply with a toothbrush, and style easily without the stiffness associated with hair spray. Avoid use on chemically treated hair. Expect 3-10 applications per 1 oz.*

**NYE AH 2** Auburn, 2 oz. **\$8.10**

**NYE BH 2** Dark Brown, 2 oz. **\$8.10**

**NYE DG 2** Dark Grey, 2 oz. **\$8.10**

**NYE DG 3** Dark Grey, 8 oz. **\$16.20**

**NYE HG 1** Silver Grey, 1 oz. **\$6.30**

**NYE HG 2** Silver Grey, 2 oz. **\$8.10**

**NYE HG 3** Silver Grey, 8 oz. **\$16.20**

<b>NYE HG 4</b>	Silver Grey, 16 oz.	<b>\$25.20</b>
<b>NYE HI 1</b>	Ivory, 1 oz.	<b>\$6.30</b>
<b>NYE HI 2</b>	Ivory, 2 oz.	<b>\$8.10</b>
<b>NYE HI 3</b>	Ivory, 8 oz.	<b>\$16.20</b>
<b>NYE HW 1</b>	Snow White, 1 oz.	<b>\$6.30</b>
<b>NYE HW 2</b>	Snow White, 2 oz.	<b>\$8.10</b>
<b>NYE HW 3</b>	Snow White, 8 oz.	<b>\$16.20</b>
<b>NYE HW 4</b>	Snow White, 16 oz.	<b>\$25.20</b>
<b>NYE MB 1</b>	Midnite Black, 1 oz.	<b>\$6.30</b>
<b>NYE MB 2</b>	Midnite Black, 2 oz.	<b>\$8.10</b>
<b>NYE MB 3</b>	Midnite Black, 8 oz.	<b>\$16.20</b>
<b>NYE TH 2</b>	Taupe, 2 oz.	<b>\$6.30</b>

### Crepe Wool Hair

This woolen fiber can be used to create beards, sideburns and mustaches. Sold by the foot and yard.

<b>Yard</b>	<b>\$14.40</b>	<b>Foot</b>	<b>\$7.20</b>
<b>Yard #</b>		<b>Foot#</b>	
<b>NYE WH 1</b>		<b>NYE WH 1 Foot</b>	White
<b>NYE WH 10</b>		<b>NYE WH 10 Foot</b>	Medium Brown
<b>NYE WH 11</b>		<b>NYE WH 11 Foot</b>	Brunette
<b>NYE WH 12</b>		<b>NYE WH 12 Foot</b>	Dark Brown
<b>NYE WH 15</b>		<b>NYE WH 15 Foot</b>	Ginger
<b>NYE WH 19</b>		<b>NYE WH 19 Foot</b>	Lite Grey
<b>NYE WH 2</b>		<b>NYE WH 2 Foot</b>	Lite Blond
<b>NYE WH 20</b>		<b>NYE WH 20 Foot</b>	Medium Grey
<b>NYE WH 21</b>		<b>NYE WH 21 Foot</b>	Dark Grey
<b>NYE WH 22</b>		<b>NYE WH 22 Foot</b>	Black
<b>NYE WH 3</b>		<b>NYE WH 3 Foot</b>	Ash Blond
<b>NYE WH 4</b>		<b>NYE WH 4 Foot</b>	Strawberry Blond
<b>NYE WH 6</b>		<b>NYE WH 6 Foot</b>	Lite Auburn
<b>NYE WH 7</b>		<b>NYE WH 7 Foot</b>	Dark Auburn
<b>NYE WH 9</b>		<b>NYE WH 9 Foot</b>	Lite Brown



### Tooth Color **\$8.10**

Colors dry quickly and last for hours. Remove with toothpaste or rubbing alcohol on swab. .125 oz. Expect 20-50 applications.

<b>NYE TC 0</b>	Natural White
<b>NYE TC 1</b>	Black
<b>NYE TC 2</b>	Nicotine
<b>NYE TC 3</b>	Zombie Rot
<b>NYE TC 4</b>	Decay

### Bronzing Body Tint

Water resistant. Apply with sponge, remove with Hydra Cleanse or cleanser and water. Expect 3-8 applications per 1 oz.

<b>NYE BT 0</b>	1 oz.	<b>\$5.40</b>
<b>NYE BT 1</b>	2 oz.	<b>\$7.20</b>
<b>NYE BT 2</b>	8 oz.	<b>\$14.40</b>
<b>NYE BT 3</b>	16 oz.	<b>\$19.80</b>

### Grimes FX Powders

These realistic details can play a huge role in conveying a character's authenticity. Test on fabrics before use. Expect 10 -20 applications per

1 oz.		
<b>NYE MP 8</b>	Ash, .9 oz.	<b>\$7.20</b>
<b>NYE AP 10</b>	Ash, 5.3 oz.	<b>\$12.60</b>
<b>NYE AP 11</b>	Ash, 10.4 oz.	<b>\$18.00</b>
<b>NYE MP 5</b>	Coal, .9 oz.	<b>\$7.20</b>
<b>NYE CM 10</b>	Coal, 5.3 oz.	<b>\$12.60</b>
<b>NYE CM 11</b>	Coal, 10.4 oz.	<b>\$18.00</b>
<b>NYE MP 4</b>	Plains Dust, .9 oz.	<b>\$7.20</b>
<b>NYE PD 10</b>	Plains Dust, 4.5 oz.	<b>\$12.60</b>
<b>NYE PD 11</b>	Plains Dust, 10 oz.	<b>\$18.00</b>



## ADHESIVES & REMOVERS

### Spirit Gum Adhesive

Dries to a flat finish and keeps lace beards, hair pieces, and prosthetic appliances firmly attached. Expect 4 applications per .25 oz.

<b>NYE SG 1</b>	.25 fl. oz.	<b>\$4.50</b>
<b>NYE SG 2</b>	1 fl. oz.	<b>\$9.00</b>
<b>NYE SG 25</b>	4 fl. oz.	<b>\$21.60</b>
<b>NYE SG 3</b>	8 fl. oz.	<b>\$31.50</b>
<b>NYE SG 4</b>	16 fl. oz.	<b>\$45.00</b>

### Spirit Gum Remover

Quickly dissolve the sticky residues of Spirit Gum Adhesive. Follow with Hydra Cleanse or soap and water. Expect 3-15 applications per 1 oz.

<b>NYE GR 1</b>	.5 fl. oz.	<b>\$3.15</b>
<b>NYE GR 2</b>	1 fl. oz.	<b>\$4.05</b>
<b>NYE GR 22</b>	2 fl. oz.	<b>\$7.20</b>
<b>NYE GR 25</b>	4 fl. oz.	<b>\$9.00</b>
<b>NYE GR 3</b>	8 fl. oz.	<b>\$12.60</b>

### Prosthetic Adhesive

A cosmetic to securely bond prosthetic appliances to the skin. Resists perspiration. Remove with Remove-It-All or Bond Off! Expect 15-35 application per 1 oz.

<b>NYE AD 1</b>	1 fl. oz.	<b>\$9.00</b>
<b>NYE AD 3</b>	4 fl. oz.	<b>\$21.60</b>

### Remove-It All

Contains universal solvents that make it indispensable as a cleanser to gently and efficiently remove all creme makeup, Spirit Gum Adhesive, Medical Adhesive and Prosthetic Adhesive. Non-hazardous, fragrance free. Follow with Hydra Cleanse or soap and water. Expect 15-50 applications per 1 oz.

<b>NYE RR</b>	2 fl. oz.	<b>\$9.00</b>
<b>NYE RR 8</b>	8 fl. oz.	<b>\$16.20</b>
<b>NYE RR 16</b>	16 fl. oz.	<b>\$25.20</b>

### Bond Off!

#### Remover

Quickly and thoroughly removes Spirit Gum, Prosthetic Adhesive, and similar adhesive residues from skin and

appliances. Follow with Hydra Cleanse or soap and water. Expect 5-15 applications per 1 oz.

<b>NYE BR 0</b>	.5 fl. oz.	<b>\$3.15</b>
<b>NYE BR 11</b>	1 fl. oz.	<b>\$5.40</b>
<b>NYE BR 1</b>	2 fl. oz.	<b>\$9.00</b>
<b>NYE BR 15</b>	4 fl. oz.	<b>\$10.80</b>
<b>NYE BR 21</b>	8 fl. oz.	<b>\$16.20</b>
<b>NYE BR 3</b>	16 fl. oz.	<b>\$25.20</b>
<b>NYE BR 4</b>	32 fl. oz.	<b>\$41.40</b>

### Liquid Latex

Multi-functional. Apply to stretched skin for aging, extreme blisters, and wounds. Highly recommended to do a patch test on inside of wrist before application to confirm compatibility with skin. Expect 8-20 applications per 1 oz.

<b>NYE LL 1</b>	1 fl. oz.	<b>\$6.30</b>
<b>NYE LL 2</b>	2 fl. oz.	<b>\$9.90</b>
<b>NYE LL 25</b>	4 fl. oz.	<b>\$14.40</b>
<b>NYE LL 3</b>	8 fl. oz.	<b>\$21.60</b>
<b>NYE LL 4</b>	16 fl. oz.	<b>\$30.60</b>
<b>NYE LL 5</b>	32 fl. oz.	<b>\$43.20</b>



### Nose & Scar Wax

Pliable, yet firm, to create simulated injuries. Spirit gum beneath wax provides longer wear. Seal with liquid latex. Expect 4-25 applications per 1 oz.



<b>NYE NW 1</b>	1 oz.	<b>\$6.30</b>
<b>NYE NW 2</b>	2.5 oz.	<b>\$9.00</b>
<b>NYE NW 3</b>	8 oz.	<b>\$19.80</b>
<b>NYE NW 4</b>	16 oz.	<b>\$30.60</b>

## BLOOD EFFECTS

### Stage Blood

Realistic qualities include vivid coloring and medium flowing viscosity. Peppermint flavored and safe in mouth. May stain some fabrics and surfaces. Test before use. Expect 12-30 applications per 1 oz.

<b>NYE SB 2</b>	.5 fl. oz.	<b>\$3.15</b>
<b>NYE SB 3</b>	1 fl. oz.	<b>\$4.50</b>
<b>NYE SB 4</b>	2 fl. oz.	<b>\$7.20</b>
<b>NYE SB 45</b>	4 fl. oz.	<b>\$11.70</b>
<b>NYE SB 5</b>	8 fl. oz.	<b>\$15.30</b>





<b>NYE SB 6</b>	16 fl. oz.	
<b>\$25.20</b>		
<b>NYE SB 7</b>	32 fl. oz.	
<b>\$37.80</b>		

### Dark Blood

Perfectly replicates the appearance of

oxidized blood. Although unflavored, it is safe to use in and around the mouth. May stain some fabrics and surfaces. Test before use. Expect 12-30 applications per 1 oz.

<b>NYE DSB 2</b>	.5 fl. oz.	<b>\$3.15</b>
<b>NYE DSB 3</b>	1 fl. oz.	<b>\$4.50</b>
<b>NYE DSB 4</b>	2 fl. oz.	<b>\$7.20</b>
<b>NYE DSB 5</b>	8 fl. oz.	<b>\$15.30</b>
<b>NYE DSB 6</b>	16 fl. oz.	<b>\$25.20</b>
<b>NYE DSB 7</b>	32 fl. oz.	<b>\$37.80</b>



### Thick Blood

Moist, jam-like texture can be used to fill wounds. "Scrape" along skin for an abrasion or road rash. Washable.

Expect 10-35 applications per 1 oz.

<b>NYE TB 0</b>	.5 oz.	<b>\$6.30</b>
<b>NYE TB 1</b>	1 oz.	<b>\$9.00</b>
<b>NYE TB 2</b>	6 oz.	<b>\$25.20</b>
<b>NYE TB 3</b>	16 oz.	<b>\$39.60</b>

### Fresh Scab

Authentic brownish-blood tint for older, dried blood clotting effects. May stain some fabrics, test before use. Expect 10-35 applications per 1 oz.

<b>NYE TS 0</b>	.5 oz.	<b>\$6.30</b>
<b>NYE TS 1</b>	1 oz.	<b>\$9.00</b>
<b>NYE TS 2</b>	6 oz.	<b>\$25.20</b>
<b>NYE TS 3</b>	16 oz.	<b>\$39.60</b>

### Effects Gel

Effects Gel is a special effects grade gelatin that allows artists to create 3D effects that solidify and hold their shape. Expect 3-50 applications per 1 oz.

<b>NYE GE 1</b>	Blood, 1 fl. oz.	<b>\$9.00</b>
<b>NYE GE 2</b>	Blood, 2 fl. oz.	<b>\$10.80</b>
<b>NYE GE 3</b>	Flesh (clear), 1 fl. oz.	<b>\$9.00</b>
<b>NYE GE 4</b>	Flesh (clear), 2 fl. oz.	<b>\$10.80</b>
<b>NYE GE 5</b>	Scar (opaque), 1 fl. oz.	<b>\$9.00</b>
<b>NYE GE 6</b>	Scar (opaque), 2 fl. oz.	<b>\$10.80</b>
<b>NYE GE 10</b>	3 - 1 fl. oz. bottles	<b>\$21.60</b>
<b>NYE GE 11</b>	3 - 2 fl. oz. bottles	<b>\$27.00</b>

## SEALERS & CLEANSERS

### LiquiSet

Water-base, easily mixes with MagiCake and other cake products for a smudgeproof and water resistant finish. Expect 10-40 applications per 1 oz.

<b>NYE LQ 0</b>	1 fl. oz. spritzer	<b>\$6.30</b>
<b>NYE LQ 1</b>	1 fl. oz.	<b>\$6.30</b>

<b>NYE LQ 2</b>	2 fl. oz.	<b>\$9.00</b>
<b>NYE LQ 21</b>	2 fl. oz. spritzer	<b>\$9.00</b>
<b>NYE LQ 4</b>	4 fl. oz.	<b>\$12.60</b>
<b>NYE LQ 16</b>	16 fl. oz.	<b>\$30.60</b>

### Final Seal Matte Sealer

Apply over any completed makeup for a smudge and waterproof finish. Expect 20-50 applications per 1 oz.

<b>NYE FY 0</b>	1 fl. oz.	<b>\$9.00</b>
<b>NYE FY 2</b>	2 fl. oz.	<b>\$14.40</b>
<b>NYE FY 8</b>	8 fl. oz.	<b>\$30.60</b>
<b>NYE FY 16</b>	16 fl. oz.	<b>\$43.20</b>

### Castor Sealer

Ideal to seal latex materials and appliances.

After sealing, creme makeup can be applied to latex; eliminates need for rubber mask grease.

Expect 15-40 application per 1 oz.

<b>NYE KS 00</b>	.5 fl. oz.	<b>\$3.15</b>
<b>NYE KS 0</b>	1 fl. oz.	<b>\$4.05</b>
<b>NYE KS 1</b>	2 fl. oz.	<b>\$7.20</b>
<b>NYE KS 2</b>	8 fl. oz.	<b>\$12.60</b>

### Quick Cleanse

Light, gentle formula easily removes all creme makeups. Gently massage cleanser into makeup with cotton pad, fingers, or sponge and wipe away. Rinse skin with water. Expect 4-20 applications per 1 oz.

<b>NYE QR 1</b>	.5 fl. oz.	<b>\$3.15</b>
<b>NYE QR 2</b>	1 fl. oz.	<b>\$4.05</b>
<b>NYE QR 3</b>	2 fl. oz.	<b>\$7.20</b>
<b>NYE QR 41</b>	8 fl. oz. pump	<b>\$12.60</b>
<b>NYE QR 5</b>	16 fl. oz. jug	<b>\$16.20</b>

### Hydra Cleanse

Gently cleanses face and body, leaving the skin feeling clean, smooth and refreshed. Expect 15-20 applications per 1 oz.

<b>NYE HR 1</b>	2 fl. oz.	<b>\$4.50</b>
<b>NYE HR 21</b>	8 fl. oz. pump	<b>\$10.80</b>
<b>NYE HR 3</b>	16 fl. oz. jug	<b>\$13.50</b>

## BRUSHES, SPONGES & MAKEUP TOOLS



### Brushes

<b>NYE FB 2</b>	Flat, 3/32"	<b>\$4.95</b>
<b>NYE FB 3</b>	Flat, 5/32"	<b>\$5.40</b>
<b>NYE FB 5</b>	Flat, 1/4"	<b>\$5.85</b>
<b>NYE FB 7</b>	Flat, 5/16"	<b>\$6.30</b>
<b>NYE FB 10</b>	Flat, 3/8"	<b>\$7.20</b>
<b>NYE FB 12</b>	Flat, 7/16"	<b>\$8.10</b>
<b>NYE DB 8</b>	Dome Eye Shadow, 6mm	<b>\$7.20</b>
<b>NYE DB 12</b>	Dome Eye Shadow, 8mm	<b>\$8.10</b>
<b>NYE DB 16</b>	Dome Eye Shadow, 10mm	<b>\$9.00</b>

<b>NYE AB 4</b>	Angle Shadow, 4.5mm	<b>\$6.30</b>
<b>NYE AB 8</b>	Angle Shadow, 6mm	<b>\$7.20</b>
<b>NYE AB 12</b>	Angle Shadow, 7mm	<b>\$8.10</b>

### Brush Cleaner

<b>NYE BC 1</b>	2 fl. oz.	<b>\$6.30</b>
<b>NYE BC 11</b>	2 fl. oz. spray	<b>\$6.30</b>
<b>NYE BC 21</b>	8 fl. oz.	<b>\$16.20</b>
<b>NYE BC 3</b>	16 fl. oz. jug	<b>\$27.00</b>
<b>NYE BC 4</b>	32 fl. oz. jug	<b>\$43.20</b>

### Puffs, Sponges, & Foam Applicators

<b>NYE VP 1</b>	Velour Powder Puff, single	<b>\$2.70</b>
<b>NYE VP 2</b>	Velour Powder Puff, dozen	<b>\$29.70</b>

<b>NYE HS 1</b>	Hydra Sponge, small	<b>\$2.70</b>
<b>NYE HS 3</b>	Hydra Sponge, medium	<b>\$3.15</b>
<b>NYE LF 1</b>	Synthetic Sponge, single	<b>\$2.70</b>
<b>NYE LF 2</b>	Synthetic Sponge, dozen	<b>\$29.70</b>

**NYE FNS 1** Fine Pore Stipple Sponge, single **\$2.70**

**NYE FNS 2** Fine Pore Stipple Sponge, dozen **\$29.70**

**NYE NS 1** Medium Pore Stipple Sponge, single **\$2.70**

**NYE NS 2** Medium Pore Stipple Sponge, dozen **\$29.70**

**NYE FB 111** Foam Tip Applicator/25pk **\$5.40**

### Pencil Sharpeners

<b>NYE SP</b>	Single Hole Sharpener	<b>\$4.50</b>
<b>NYE DP</b>	Dual Hole Sharpener	<b>\$7.20</b>

## KITS

**PERSONAL KITS** **\$19.80**



Provides professional quality makeup for several rehearsals and performances. Personal Kits assure each actor the benefit of strict hygiene at an affordable price.

<b>NYE KIT PK 0</b>	Fair: Lightest
<b>NYE KIT PK 1</b>	Fair: Light/Medium
<b>NYE KIT PK 2</b>	Fair: Tan
<b>NYE KIT PK 3</b>	Olive: Light/Medium
<b>NYE KIT PK 4</b>	Olive: Deep
<b>NYE KIT PK 45</b>	Brown: Light
<b>NYE KIT PK 5</b>	Brown: Medium
<b>NYE KIT PK 6</b>	Brown: Dark

kit includes in clear plastic case:  
creme foundation mini contour

blush  
setting powder  
flat brush  
latex sponge

highlight & lip palette  
eyebrow pencil  
powder puff  
stipple sponge

### THEATRICAL MAKEUP KIT

Quality components in full sizes cover straight, beauty, old age, and special character effects of dozens of applications for instruction and theatrical productions.



### CREME KITS

\$64.60

- NYE KIT TK 1** Fair: Light-Medium  
**NYE KIT TK 2** Fair: Medium-Tan  
**NYE KIT TK 3** Olive: Light-Medium  
**NYE KIT TK 4** Olive: Medium-Deep  
**NYE KIT TK 5** Brown: Light  
**NYE KIT TK 6** Brown: Medium  
**NYE KIT TK 7** Brown: Deep

kits include:

creme foundation  
rouge blush  
contour wheel  
hair color  
liquid latex  
spirit gum  
brow & lash comb  
latex foam sponge  
velour powder puff  
eyebrow & lip pencil  
translucent face powder

dry rouge  
highlight shadow  
bruise F/X color wheel  
nose & scar wax  
dark blood  
spirit gum remover  
flat brushes  
stipple sponge  
swab tip applicators

### CAKE KITS

\$70.30

- NYE KIT TK 11** Fair Complexions  
**NYE KIT TK 12** Olive Complexions  
**NYE KIT TK 13** Brown Complexions

kits include:

color cake foundation  
eye shadow  
powder rouge  
hair color  
dark blood  
spirit gum remover  
brow & lash comb  
hydra sponge  
velour powder puff  
eyebrow & lip pencil  
translucent face powder

creme contour wheel  
bruise F/X color wheel  
nose & scar wax  
spirit gum  
swab tip applicators  
flat brushes  
stipple sponge



### ADHESIVES

#### AdGem™

Ad Gem is a safe, latex-free adhesive used for all types of body decoration. This adhesive has a water based acrylic formula that is safe and comfortable, providing the perfect amount of hold for glitters, jewels, eyelashes and other cosmetic accessories. It is in liquid form when dispensed from the tube and quickly changes to a rubber-like consistency when it is exposed to the air.

- MEH ADGEM 354R** .125 oz. with 12 rhinestones \$9.88  
**MEH ADGEM 354P** .5 oz. \$17.38

#### AdMed

AdMed is a clear, synthetic adhesive used to secure prosthetics and bald caps. It is perspiration and moisture resistant. Made with medical grade silicone and can be safely used on latex prosthetics.

- MEH ADMED 355** .5 oz. \$18.75  
**MEH PROMED 355R** AdMed remover .5 oz. \$8.75



#### Spirit Gum

Solution for adhering crepe hair, wigs, prosthetic noses, bald caps, and more.

- MEH SG .05Z** .05 oz. w/brush \$3.38  
**MEH SG .125OZ** .125 oz. w/brush \$3.75  
**MEH SG 1OZ** 1 oz. w/brush \$7.50  
**MEH SG 4.5OZ** 4.5 oz. \$13.88  
**MEH SG 9OZ** 9 oz. \$17.10  
**MEH SG 16OZ** 16 oz. \$23.30  
**MEH SG M1** 1 oz. matte w/brush \$5.40  
**MEH SG M4.5** 4.5 oz. matte \$10.70  
**MEH SG M9** 9 oz. matte \$17.10

### EFFECTS

- MEH 3D GEL C2** 3-D Gel Clear Bottle, 2oz. \$8.88  
**MEH 3D GEL F2** 3-D Gel Fleshstone Bottle, 2oz. \$8.88  
**MEH 3D GEL R2** 3-D Gel Blood Red Bottle, 2oz. \$8.88  
**MEH 3D GEL** Clear Slab, 8 oz. \$21.49  
**MEH BC** Latex Bald Cap \$18.88  
**MEH CR 505 B** Bruise Pro Color Ring, 5 colors \$14.88  
**MEH COL** Scar Effect, .125 oz. \$6.63  
**MEH M P/W 1OZ** Modeling Putty/Wax, 1.3 oz. \$7.38

- MEH ML** Mixing Liquid, 4.5oz. \$10.88  
**MEH S&T 1** Sweat & Tears, 1 oz. \$7.38



### Blood Effects

- MEH SQB BA .5OZ** Squirt Blood-Bright Arterial, .5 oz. \$3.00  
**MEH SQB BA 2OZ** Squirt Blood-Bright Arterial, 2 oz. \$5.50  
**MEH SQB BA 9OZ** Squirt Blood-Bright Arterial, 9 oz. \$11.00  
**MEH SQB DV .5OZ** Squirt Blood-Dark Venous, .5 oz. \$3.00  
**MEH SQB DV 2OZ** Squirt Blood-Dark Venous, 2 oz. \$5.50  
**MEH SQB DV 9OZ** Squirt Blood-Dark Venous, 9 oz. \$11.00  
**MEH SB BS** Blood Splatter Spray, 1 oz. \$3.50  
**MEH SB CAPS 6** Bright Arterial-6 Edible Capsules \$4.38

### Tooth Coloring Effects

\$7.50

- MEH TFX B** Black  
**MEH TFX G** Gold  
**MEH TFX N** Nicotine/Decay  
**MEH TFX R** Blood Red  
**MEH TFX S** Spinach  
**MEH TFX W** White

### BARRIER SPRAY

Apply to clean skin before makeup to prevent sweat from coming through makeup or use to seal makeup by spraying over makeup. Prevents makeup from rubbing off on to costumes.

- MEH BS 2** 2 oz. pump \$10.35  
**MEH BS 9** 9 oz. refill \$18.90



### KITS

- Mini-Pro Professional Makeup Kit** \$16.88



Student makeup kit featuring CreamBlend™

- MEH KIT KMP NF** Fair/Olive Fair  
**MEH KIT KMP NM** Medium/Olive Medium  
**MEH KIT KMP ND** Medium Dark/Dark  
kit includes in clear plastic case:





makeup brush  
powder puff  
old age instructions  
setting powder

#### Character Makeup Kit \$16.88

MEH KIT KMP C	Clown	
MEH KIT KMP EJ	Evil J	
MEH KIT KMP MF	Monster	
MEH KIT KMP S	Skeleton	
MEH KIT KMP T	Cat/Animal	
MEH KIT KMP W	Witch	
MEH KIT WW	Werewolf	
MEH KIT KMP Z	Zombie	
MEH KIT KMP W	Modern Vampire	\$29.70



#### NEUTRALIZERS & CONCEALERS

MEH CP 605 C	Conceal-It Palette, 6 colors	\$19.75
MEH CP 605 N	Correct-It Palette, 6 colors	\$19.75

#### SPECIALTY POWDERS

MEH SP 105A 1	Charred Ash Powder .75 oz. Shaker	\$8.75
MEH SP 105A	Charred Ash Powder 2.3 oz.	\$11.25
MEH SP 105D 1	Trail Dust .75 oz. Shaker	\$8.75
MEH SP 105D	Trail Dust 2.3 oz. Shaker	\$11.25
MEH SP 105T 1	Texas Dirt Powder .75 oz. Shaker	\$8.75
MEH SP 105T P	Texas Dirt Powder 2.3 oz.	\$11.25

#### PAINT

MEH CPP 8	Paradise Makeup AQ, 8 colors	\$39.88
-----------	---------------------------------	---------

#### BRUSHES

MEH BRUSH 18	1/8" Flat End	\$3.95
MEH BRUSH 316	3/16" Flat End	\$5.95
MEH BRUSH 14A	1/4" Angled	\$5.95
MEH BRUSH 14 Flat	1/4" Flat End	\$5.95

*CreamBlend highlight*  
*CreamBlend shadow*  
*CreamBlend bases*  
*powder puff*  
*Cream rouge*  
*2 applicators*  
*stipple sponge*  
*pencil liner*

MEH BRUSH 38 FLAT	3/8" Flat End	\$5.95
MEH BRUSH FLUFF	Jumbo Duster	
	Powder Brush	\$15.00
MEH BRUSH FPD	Fine Point Detail	\$5.00
MEH BRUSH FD	Fan Duster	\$8.13
MEH BRUSH CP	Complexion	
	Powder	\$7.50
MEH SPONGE NS	Sponge	\$6.26

#### FOUNDATIONS

##### StarBlend™ Stick Makeup \$10.88

*StarBlend™ Cake Makeup is highly pigmented pressed powder that can be used wet or dry. The full coverage formula can withstand the utmost in extreme performance conditions. 2 oz.*

MEH CM 110 1B	Alabaster
MEH CM 110 10C	Ebony
MEH CM 110 14B	Butterfly
MEH CM 110 22	Light Buff
MEH CM 110 24	Neutral Buff
MEH CM 110 24A	Light Beige Blush
MEH CM 110 26	Light Khaki
MEH CM 110 4C	Light Cocoa
MEH CM 110 7C	Sable
MEH CM 110 B	Black
MEH CM 110 BL	Blue
MEH CM 110 EC	Espresso Cream
MEH CM 110 EF	Medium Golden
MEH CM 110 EI	Fair Golden
MEH CM 110 EJ	Tan Golden
MEH CM 110 G	Green
MEH CM 110 LGY	Light Grey
MEH CM 110 MG	Monster Grey
MEH CM 110 MW	Moonlight White
MEH CM 110 P	Purple
MEH CM 110 PK	Pink
MEH CM 110 O	Orange
MEH CM 110 OS10	Dark Olive
MEH CM 110 OS2	Light Olive
MEH CM 110 OS4	Mid-Light Olive
MEH CM 110 OS6	Medium Olive
MEH CM 110 OS8	Mid-Dark Olive
MEH CM 110 R	Red
MEH CM 110 TV2	Ivory Bisque
MEH CM 110 TV4	Soft Beige
MEH CM 110 TV6	Light Tan
MEH CM 110 W	White
MEH CM 110 WH	Warm Honey
MEH CM 110 Y	Yellow

##### CreamBlend™ Stick Makeup \$10.88

*CreamBlend™ Stick Makeup is highly pigmented, refined cream makeup in a convenient ultra-portable stick. The creamy formula was developed to withstand the utmost in extreme performance conditions including hot stage lights. CreamBlend™ Stick contains vitamins and antioxidants and is formulated without the petrolatum base often found in traditional "greasepaint" makeup. .75 oz.*

MEH CS 400 1B	Alabaster
MEH CS 400 10C	Ebony
MEH CS 400 14B	Butterfly Ivory
MEH CS 400 22	Light Buff

MEH CS 400 22A	Soft Peach
MEH CS 400 26	Light Khaki
MEH CS 400 38	Contour II
MEH CS 400 4C	Light Cocoa
MEH CS 400 7C	Sable
MEH CS 400 DK 0	Dark 0
MEH CS 400 DK 1	Dark 1
MEH CS 400 DK 2	Dark 2
MEH CS 400 DK 3	Dark 3
MEH CS 400 DK 4	Dark 4
MEH CS 400 LE	Light Ebony
MEH CS 400 LT0	Light 0
MEH CS 400 LT1	Light 1
MEH CS 400 LT2	Light 2
MEH CS 400 LT3	Light 3
MEH CS 400 LT4	Light 4
MEH CS 400 MDK0	Med/Dark 0
MEH CS 400 MDK1	Medium Dark 1
MEH CS 400 MDK2	Medium Dark 2
MEH CS 400 MDK3	Medium Dark 3
MEH CS 400 MDK4	Medium Dark 4
MEH CS 400 ME	Medium Ebony
MEH CS 400 MED0	Medium 0
MEH CS 400 MED1	Medium 1
MEH CS 400 MED2	Medium 2
MEH CS 400 MED3	Medium 3
MEH CS 400 MED4	Medium 4
MEH CS 400 OS10	Dark Olive
MEH CS 400 OS2	Light Olive
MEH CS 400 OS4	Light/Medium Olive
MEH CS 400 OS6	Medium Olive
MEH CS 400 OS8	Medium/Dark Olive
MEH CS 400 TV2	Ivory Bisque
MEH CS 400 TV4	Soft Beige
MEH CS 400 TV6	Light Tan
MEH CS 400 WH	Warm Honey

#### Brights

MEH CS 400 7.5B	Light Auguste
MEH CS 400 A	Auguste
MEH CS 400 B	Black
MEH CS 400 BL	Blue
MEH CS 400 G	Green
MEH CS 400 GD	Gold
MEH CS 400 LG	Light Grey
MEH CS 400 MG	Monster Grey
MEH CS 400 MW	Moonlight White
MEH CS 400 O	Orange
MEH CS 400 OG	Ogre Green
MEH CS 400 P	Purple
MEH CS 400 PK	Pink
MEH CS 400 R	Red
MEH CS 400 RB	Really Bright Red
MEH CS 400 S	Silver
MEH CS 400 W	White
MEH CS 400 Y	Yellow

#### TATTOO COVERS & COVERING™

*A revolutionary cream which covers the darkest tattoos, birthmarks and other skin discolorations. Available as single units or in a five-color palette - the Tattoo CoveRing™.*

MEH TC 505 Tattoo CoveRing™	\$14.88
Individual units	\$8.75

PLEASE CONTACT US FOR ADDITIONAL MAKEUP DISCOUNTS (KITS ARE NOT DISCOUNTED)

ALL ITEMS, ESPECIALLY KITS ARE SUBJECT TO PRICE CHANGES

### GENERAL MAKE UP ORDER INFORMATION

Please indicate on your order if you wish NO SUBSTITUTIONS, you wish us to SUBSTITUTE, or if you would like to be called to discuss potential substitutions. If we make substitutions,

we will attempt to make them as close as possible.

Please note: makeup is not returnable.



### Mehron CreamBlend™ Stick Colors Chart







MEH TC 506 TC1  
Light  
MEH TC 506 TC2  
Light/Medium  
MEH TC 506 TC3  
Medium  
MEH TC 506 TC4  
Medium/Dark

MEH TC 506 TC5 Dark

## MUSTACHES, BEARDS & WIGS

*Other colors & styles available. Please call, write, or email for additional options.*

### MUSTACHES


\$9.00



**LCY M 61**  
Standard



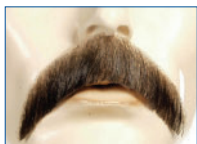
**LCY M 2**  
Downturn



**LCY M ENG**  
English



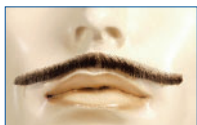
**LCY M HB**  
Handlebar



**LCY M W**  
Walrus



**LCY M 10**  
Small English



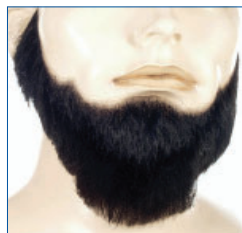
**LCY M EF**  
Errol Flynn



**LCY M 11L**  
Fu Manchu



**LCY M SB**  
Sideburns  
\$22.50



**LCY B M55**  
Full Face Beard  
\$35.00



**LCY B 5PT**  
5 pt. Beard  
\$23.40

**LCY B 1PT**  
1 pt. Beard  
\$20.70



## REPRESENTATIVE WIGS

*Contact us for hair color and details on the wigs shown or information on the many additional wigs available from our hair and wig supplier.*



**LCY B BIB DISC**  
Biblical Set  
\$25.20



**LCY WIG GIDGET**  
Gidget  
\$30.60



**LCY Wig Frankie**  
Grease Wig Frankie  
\$27.00



**LCY WIG LION**  
Curly Lion Set  
\$37.00

## ORDER FORM

Name \_\_\_\_\_ PO # \_\_\_\_\_  
 Organization \_\_\_\_\_ Date \_\_\_\_\_  
 Address \_\_\_\_\_ Phone \_\_\_\_\_  
 City, State, Zip \_\_\_\_\_ Fax \_\_\_\_\_  
 Address above is ☐ commercial or ☐ residential Email \_\_\_\_\_

[illegible]

Signature \_\_\_\_\_

Subtotal	
Freight	
Sales Tax*	
TOTAL	

## INFORMATION REQUEST FORM

### Other Information

- Syracuse Scenery & Stage Lighting Co., Inc. is open Monday - Friday, 8:30 AM - 5:00 PM (COVID hours 7:30 AM - 4:00 PM).
- Voice mail is available at 315-453-8096 for after hour needs.
- Orders may be placed by mail, fax, phone or email. We will try to ship all orders within one day of receipt. Please let us know if you wish substitutions made for items not in stock, and/or indicate if you would like to be called either for substitutions or for availability of items on your order.
- For shipments under 150 lbs, our preferred method is UPS Ground. Common carrier services will be used for shipments over 150 lbs. For time sensitive shipments, expedited shipping is available via either UPS or FedEx. If you have a shipping preference, please let us know.



## INDEX

Allen Wrench .....	19
Altman Lighting	
Fixtures .....	42-43
Anchor Shackles .....	16
Apollo Patterns .....	60-61
Artist Choice Paint .....	23
Backdrops .....	10
Barndoors .....	47
Beam Clamps .....	16-17
Beards .....	80
Belaying Pins .....	19
Ben Nye Make Up .....	66-77
Blackwrap .....	51
Bolt Cutter .....	17
Books .....	51
Boomerang .....	47
Brace Cleats .....	18
Breakaways .....	56
Break-In/Break-Out .....	50
Brushes, Makeup .....	76, 78
Brushes, Paint .....	25
Burlap .....	9
C-Clamp .....	47
Cable Clips .....	16
Cable Cutter .....	17
Cable, Utility .....	16
Canto USA Fixtures .....	41
Casters .....	19
CCF-2 .....	6
Chain .....	6
Charisma Velour .....	7
Chauvet Professional	
Fixtures .....	35
China Marker .....	51
Choma Key Paint .....	21
Chroma Q Fixtures .....	37
Clear Com .....	55
Clear Gloss/Flat .....	21
Cleats .....	18
Coffin Lock .....	19
Color Extender .....	44
Color Frames .....	47
Color Media .....	53-54
Colorcoat .....	21
Commando .....	9
Concentrated Bases .....	21
Confetti Cannon .....	57
Confetti Cannon	
Consumables .....	58
Connectors .....	49
Consoles, Lighting .....	31
Console Marking Tape .....	51
Cool Ink Patterns .....	59
Crepe Hair Wool .....	75
Curtain Supplies .....	6
Curtain-To-Carrier	
Fastener (CCF-2) .....	6
Custom Gobos .....	59
D-Ring Plates .....	19
Denim Twill .....	9
DigiComp HD .....	21
Dimming Equipment .....	32-33
DMX Cables .....	50
DMXcat .....	50
Dryicer .....	57

Drops .....	10
Duck .....	8
Duvetyne .....	9
Egg Crate Louver .....	47
Elation Fixtures .....	39-40
Ellipsoidal Spotlights .....	44-45
Encore .....	9
Erosion Cloth .....	9
ETC Fixtures .....	47
Fabric .....	7-9
Fall Protection .....	50
Film/FX .....	58
Flame Retardant .....	25
Flamex .....	25
Flexbond .....	25
Flexcoat .....	25
Floor Block Sak-O-Sand .....	11
Flooring .....	26
Fluorescent Paint .....	22
Foamcoat .....	25
Fog Fluid .....	56-57
Fog Machines .....	56-57
Follow Me Tracking	
Solutions .....	45
Followspots .....	46
Foot Irons .....	18
Fosshape .....	25-26
Fresnel Lens .....	47
Fringe .....	9
Gaffers Tape .....	51
GAM Color .....	54
GAM Film/FX .....	58
GAM SX4 .....	58
Get-A-Grip .....	47
Glass Gobo Holders .....	58
Glow Tape .....	51
Gobo Holders .....	58
Gobos .....	59-65
Great American Patterns .....	62-63
Grid Lock Clamp .....	48
Grommet Kit .....	6
Grommets .....	6
Guide to Stage Curtains .....	5
Hair Color .....	74-75
Hampers .....	27
Hanger Irons .....	19
Harnesses .....	50
Heat Shield .....	51
Hinges .....	18
I-Cue .....	59
Iddings Deep Colors .....	21
IFR Lining .....	8
Imagepro™ .....	59
Intercom Equipment .....	55
Iris Slot Holders .....	58
Jute Webbing .....	6
Keeper Hook .....	19
Lamp Bases .....	49
Lamps .....	52
Lashing Hardware .....	18
Le Flame .....	56
LED Fixtures .....	33-46
LED Tape .....	26
Lee Filters .....	53-54
Lenses .....	47
Leprecon .....	31-33
Light Stand Base .....	48

Lighting Fixtures .....	33-46
Lighting Software .....	50
Lighting Symbol Templates .....	48
Lighting Trees .....	49
Lightwright 6 .....	50
Littlite .....	27
Makeup .....	66-80
Makeup Kits .....	76-78
Manila Rope .....	16
Martin Lighting Fixtures .....	38
Masking Fabric .....	9
Medium 2Pin Base .....	49
Medium Prefocus Base .....	49
Mega Clamp .....	47
Mega Claw .....	47
Mega Combo Tool .....	48
Mehron .....	77-79
Metallic Tape .....	51
Mirror Balls & Motors .....	56
Mirrors .....	26
Multi Circuit Cable .....	50
Multiline II .....	16
Multipurpose Wrench .....	48
Muslin .....	8
Nicopress Fittings .....	17
Off Broadway Paint .....	20
Order Form .....	81
Paint Brushes .....	22
Paint Kits .....	22
Paint .....	20-24
Painters Scrim .....	9
Pattern Holders .....	44, 47
Patterns .....	60-65
Phoenix .....	44
Pin Splitter II .....	50
Picture Hook .....	19
Pin Connector .....	49
Pin Hinge .....	18
Pin Wire .....	18
Pipe Clamps, Lighting .....	48
Pipe Clamps, Rigging .....	19
Plano Convex Lens .....	47
Plastic Varnish .....	24
Portable Curtain Stand	
Equipment .....	27
powerCON .....	49
Premiere Clear .....	25
Prismatics .....	58
Prism Velour .....	9
Pro Fetti .....	57-58
Quicklinks .....	17
Radiance Hazer .....	56-57
Reflective Media .....	26
Rigging Equipment .....	15-17
Rigging Services .....	14
Robert Juliat Fixtures .....	38
Rope Set Sak-O-Sand .....	11
Rope .....	16
Rosco Designer Patterns .....	64-65
RoscoLED Tape .....	26
Rosco Staging Products .....	26
Roscolux .....	53-54
Round Sling .....	17
Roundels .....	47
Saddle Bag SAK-O-SAND .....	11
Safety Cables .....	48
SAK-O-SAND .....	11

Sand Bags .....	11
Sash Cord .....	16
Scenery Backdrops .....	10
Scenery Bumper .....	47
Scenery Netting .....	9
Scrim Curtain .....	10
Sculpt Or Coat .....	24
Shackles .....	16
Sharkstooth Scrim .....	9-10
S-Hooks .....	6
Shrink Mirror .....	26
Side Arms .....	48
Snoots .....	47
Snow .....	56
Snow Fluid .....	57
Snow Machine .....	57
Spike Tape .....	51
Stage Cable .....	49
Stage Curtains .....	5-6
Stage Hardware .....	18-19
Stage Rigging .....	14-17
Stage Screws .....	18
Stage Set X .....	16
Star Par .....	43
Stop Cleats .....	18
Strand Lighting .....	31-33, 44
Streamers .....	58
Supersaturated Paint .....	20-21
Swaging Components .....	17
T Series Connectors .....	49
Tattoo Cover .....	69, 78, 80
Tape .....	51
Templates .....	48
Thermashield .....	51
Thimbles .....	17
Threefer .....	49
Tie Line .....	18
Tiny Fogger .....	57
Tobacco Cloth .....	9
Top Hat .....	47
Tough Prime .....	21
Tough'N White .....	24
Track .....	12-13
Track Accessories .....	12-13
Turnbuckles .....	17
Twistlock Connector .....	49
Twofer .....	49
U-Ground Connector .....	49
Utility Cable .....	16
Ultratec .....	57-58
UV Filter .....	51
Vari*Lite .....	33-34
Velcro .....	6
Velour .....	7-9
Wagon Brakes .....	19
Webbing .....	6
Wigs .....	80
Wire Rope .....	16
Wonderflex .....	25-26
Wood Shell Blocks .....	16



[www.syracusescenery.com](http://www.syracusescenery.com)

**SYRACUSE SCENERY &  
STAGE LIGHTING CO., INC.**  
101 Monarch Drive  
Liverpool, NY 13088-4514